

# Student Travel Tally Report: One School in One Data Collection Period

**School Name:** Tamalpais High School

**Set ID:** 26583

**School Group:** Marin Safe Routes to Schools

**Month and Year Collected:** September 2018

**School Enrollment:** 1329

**Date Report Generated:** 11/16/2018

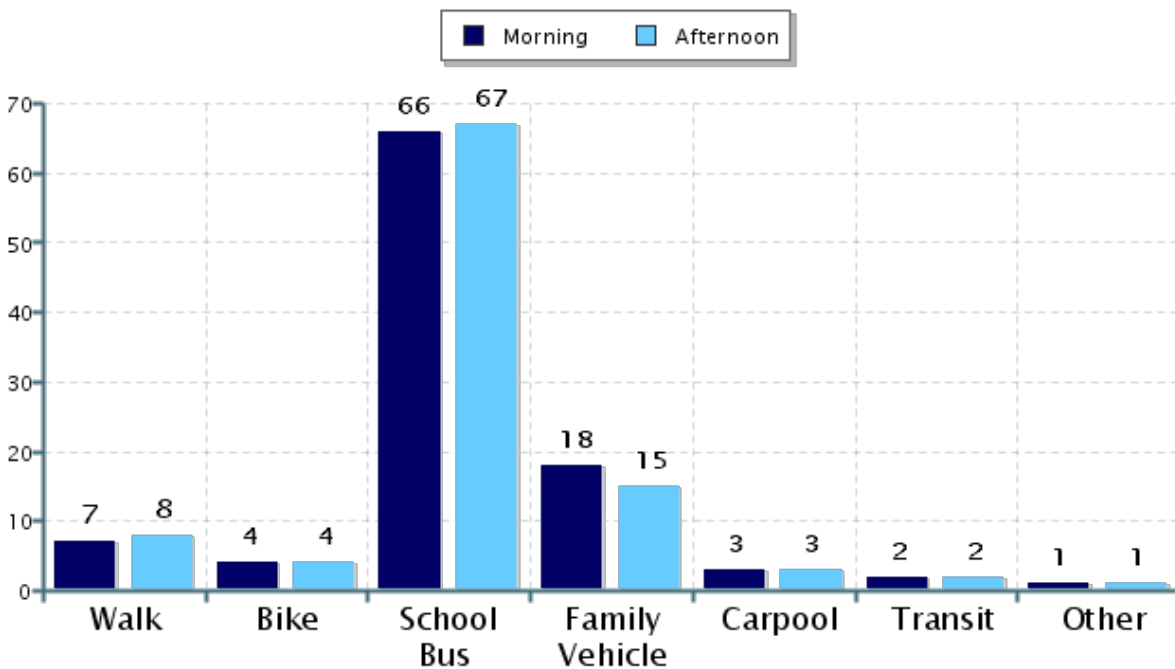
**% of Students reached by SRTS activities:** Don't Know

**Tags:**

**Number of Classrooms  
Included in Report:** 24

This report contains information from your school's classrooms about students' trip to and from school. The data used in this report were collected using the in-class Student Travel Tally questionnaire from the National Center for Safe Routes to School.

## Morning and Afternoon Travel Mode Comparison



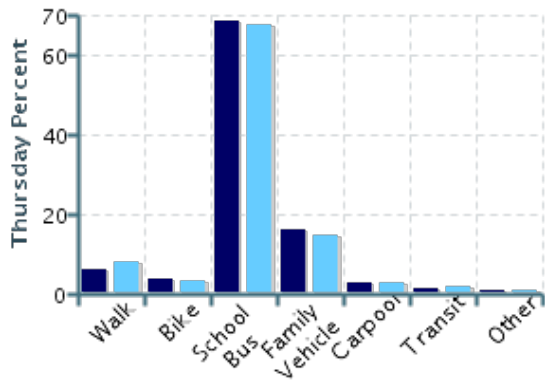
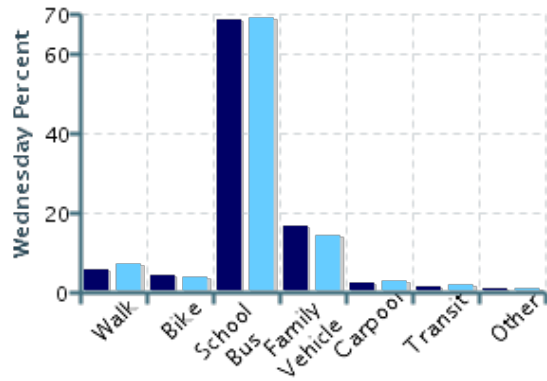
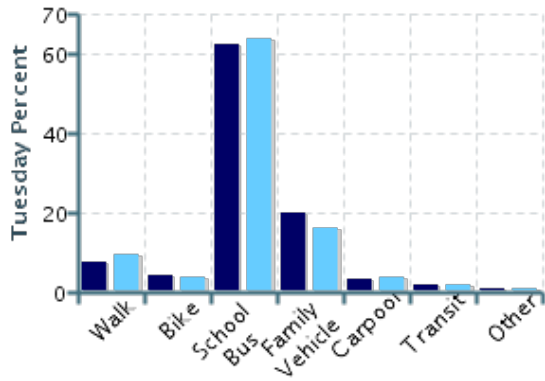
## Morning and Afternoon Travel Mode Comparison

	Number of Trips	Walk	Bike	School Bus	Family Vehicle	Carpool	Transit	Other
Morning	3195	7%	4%	66%	18%	3%	2%	0.8%
Afternoon	3163	8%	4%	67%	15%	3%	2%	0.9%

Percentages may not total 100% due to rounding.

## Morning and Afternoon Travel Mode Comparison by Day

■ Morning ■ Afternoon

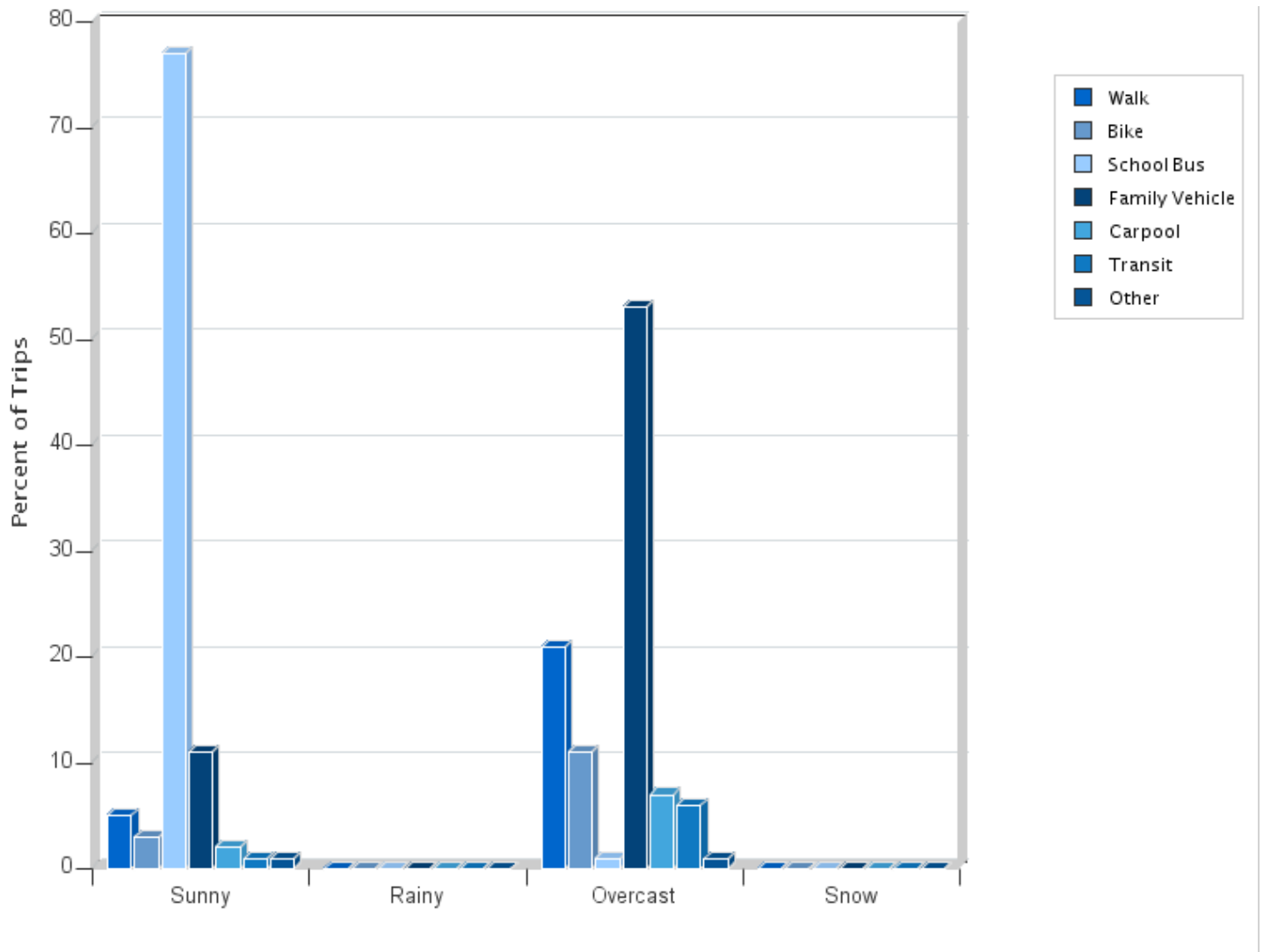


## Morning and Afternoon Travel Mode Comparison by Day

	Number of Trips	Walk	Bike	School Bus	Family Vehicle	Carpool	Transit	Other
Tuesday AM	1134	8%	4%	62%	20%	3%	2%	0.7%
Tuesday PM	1103	9%	4%	64%	16%	4%	2%	0.8%
Wednesday AM	1033	6%	4%	68%	17%	3%	2%	0.9%
Wednesday PM	1018	7%	4%	69%	14%	3%	2%	0.7%
Thursday AM	1028	6%	4%	69%	16%	3%	2%	0.8%
Thursday PM	1042	8%	3%	68%	15%	3%	2%	1%

Percentages may not total 100% due to rounding.

## Travel Mode by Weather Conditions



## Travel Mode by Weather Condition

Weather Condition	Number of Trips	Walk	Bike	School Bus	Family Vehicle	Carpool	Transit	Other
Sunny	5489	5%	3%	77%	11%	2%	1%	0.7%
Rainy	0	0%	0%	0%	0%	0%	0%	0%
Overcast	576	21%	11%	1%	53%	7%	6%	1%
Snow	0	0%	0%	0%	0%	0%	0%	0%

Percentages may not total 100% due to rounding.