

Student Travel Tally Report: One School in One Data Collection Period

School Name: Sun Valley

Set ID: 25213

School Group: Marin Safe Routes to Schools

Month and Year Collected: April 2018

School Enrollment: 500

Date Report Generated: 06/13/2018

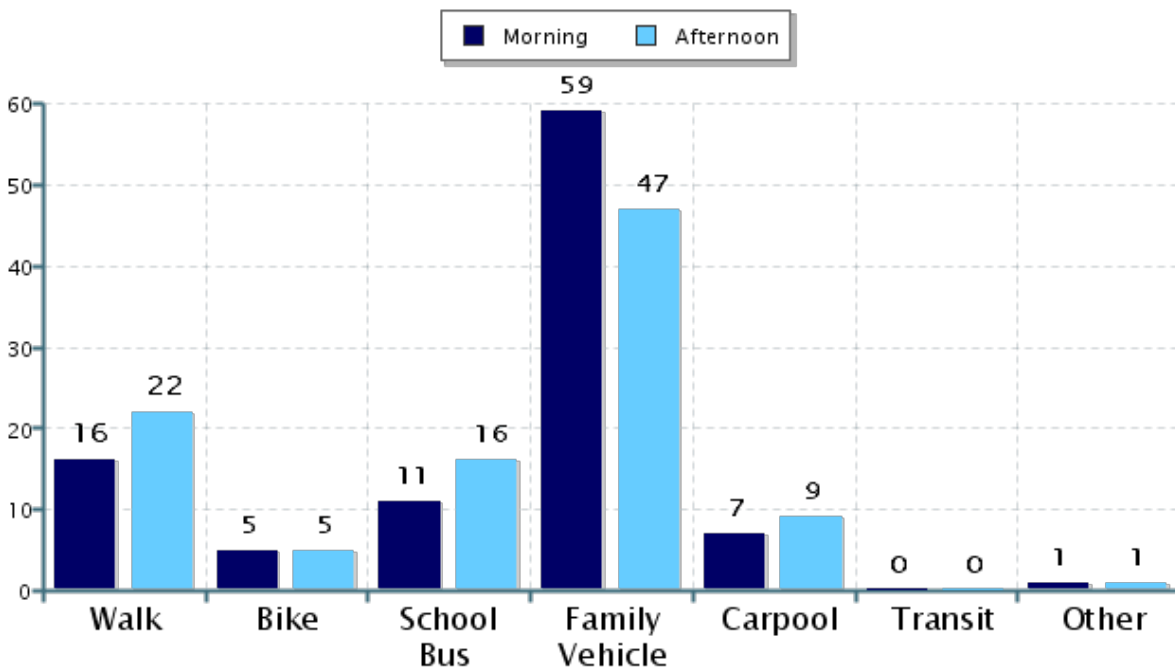
% of Students reached by SRTS activities: Don't Know

Tags:

**Number of Classrooms
Included in Report:** 15

This report contains information from your school's classrooms about students' trip to and from school. The data used in this report were collected using the in-class Student Travel Tally questionnaire from the National Center for Safe Routes to School.

Morning and Afternoon Travel Mode Comparison



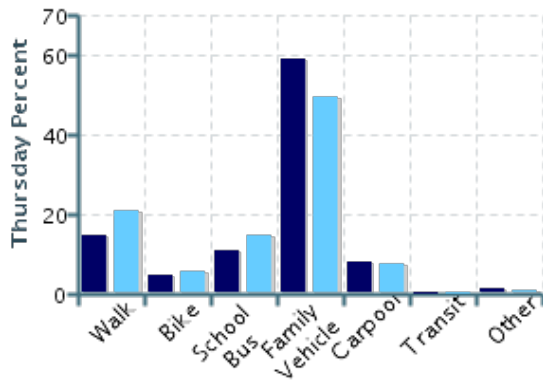
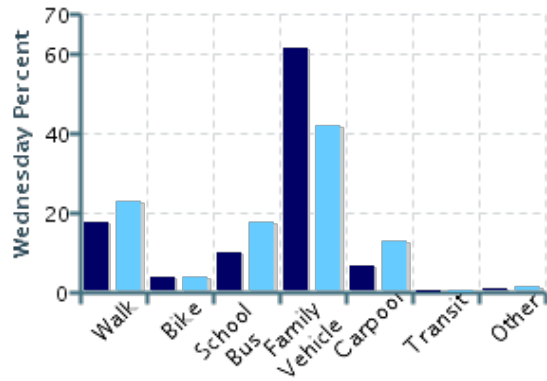
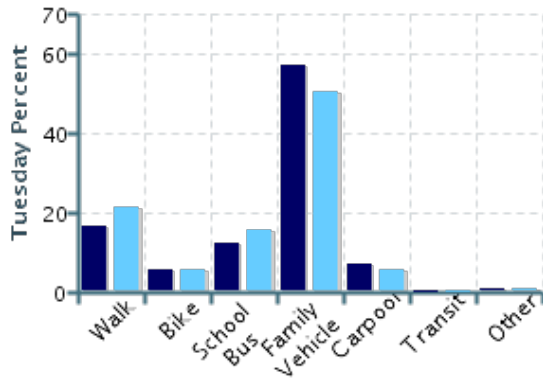
Morning and Afternoon Travel Mode Comparison

	Number of Trips	Walk	Bike	School Bus	Family Vehicle	Carpool	Transit	Other
Morning	884	16%	5%	11%	59%	7%	0%	1%
Afternoon	883	22%	5%	16%	47%	9%	0%	1%

Percentages may not total 100% due to rounding.

Morning and Afternoon Travel Mode Comparison by Day

■ Morning ■ Afternoon

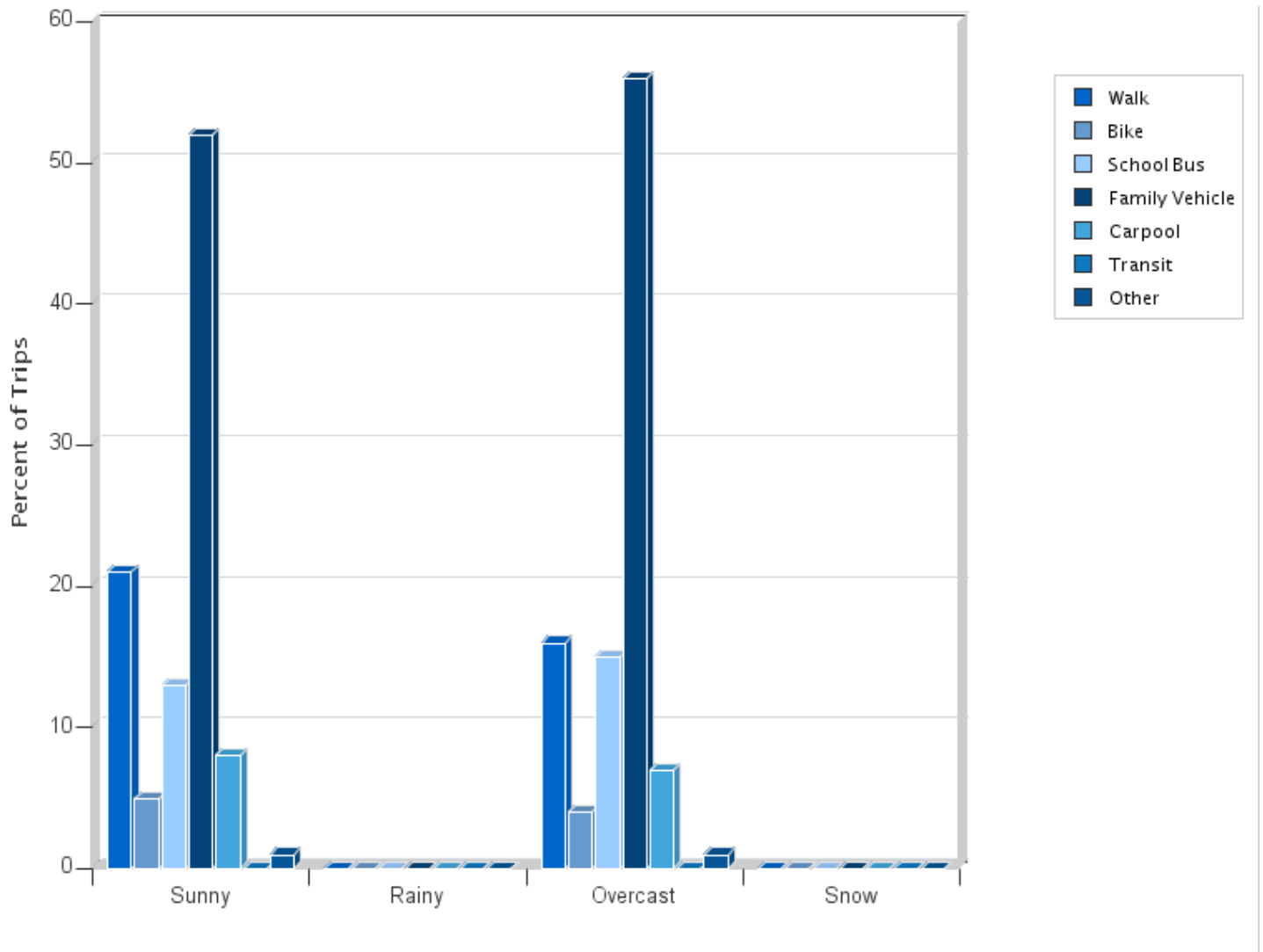


Morning and Afternoon Travel Mode Comparison by Day

	Number of Trips	Walk	Bike	School Bus	Family Vehicle	Carpool	Transit	Other
Tuesday AM	302	17%	6%	12%	57%	7%	0%	1.0%
Tuesday PM	297	22%	6%	15%	51%	6%	0%	1%
Wednesday AM	302	18%	4%	10%	61%	7%	0%	1.0%
Wednesday PM	304	23%	4%	17%	42%	13%	0%	1%
Thursday AM	280	15%	5%	11%	59%	8%	0%	1%
Thursday PM	282	21%	6%	15%	50%	8%	0%	1%

Percentages may not total 100% due to rounding.

Travel Mode by Weather Conditions



Travel Mode by Weather Condition

Weather Condition	Number of Trips	Walk	Bike	School Bus	Family Vehicle	Carpool	Transit	Other
Sunny	1140	21%	5%	13%	52%	8%	0%	1%
Rainy	0	0%	0%	0%	0%	0%	0%	0%
Overcast	627	16%	4%	15%	56%	7%	0%	1.0%
Snow	0	0%	0%	0%	0%	0%	0%	0%

Percentages may not total 100% due to rounding.