

Student Travel Tally Report: One School in One Data Collection Period

School Name: Sun Valley

Set ID: 20478

School Group: Marin Safe Routes to Schools

Month and Year Collected: May 2016

School Enrollment: 511

Date Report Generated: 11/25/2016

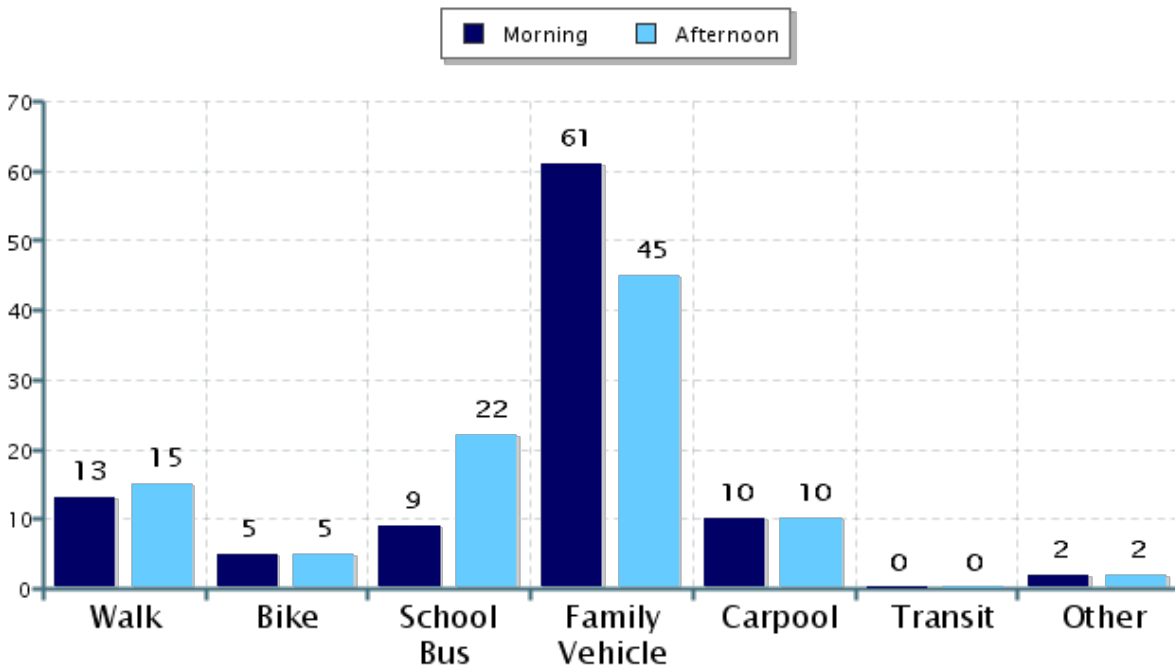
% of Students reached by SRTS activities: Don't Know

Tags: 2016 Spring Student Tally

**Number of Classrooms
Included in Report:** 16

This report contains information from your school's classrooms about students' trip to and from school. The data used in this report were collected using the in-class Student Travel Tally questionnaire from the National Center for Safe Routes to School.

Morning and Afternoon Travel Mode Comparison



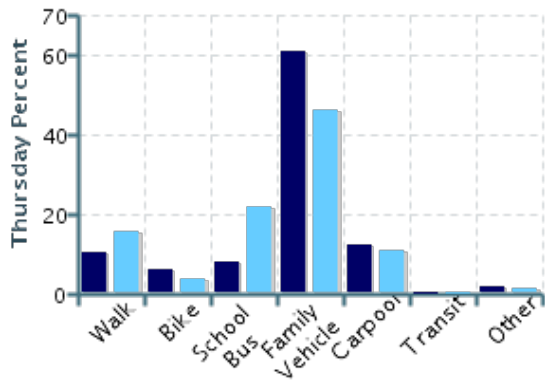
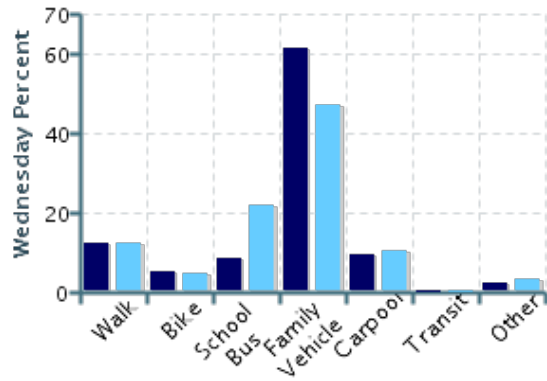
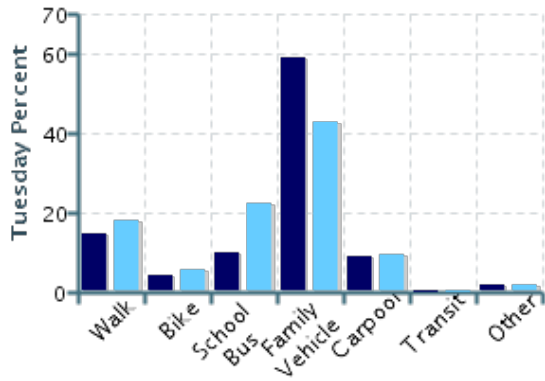
Morning and Afternoon Travel Mode Comparison

	Number of Trips	Walk	Bike	School Bus	Family Vehicle	Carpool	Transit	Other
Morning	964	13%	5%	9%	61%	10%	0%	2%
Afternoon	937	15%	5%	22%	45%	10%	0%	2%

Percentages may not total 100% due to rounding.

Morning and Afternoon Travel Mode Comparison by Day

■ Morning ■ Afternoon

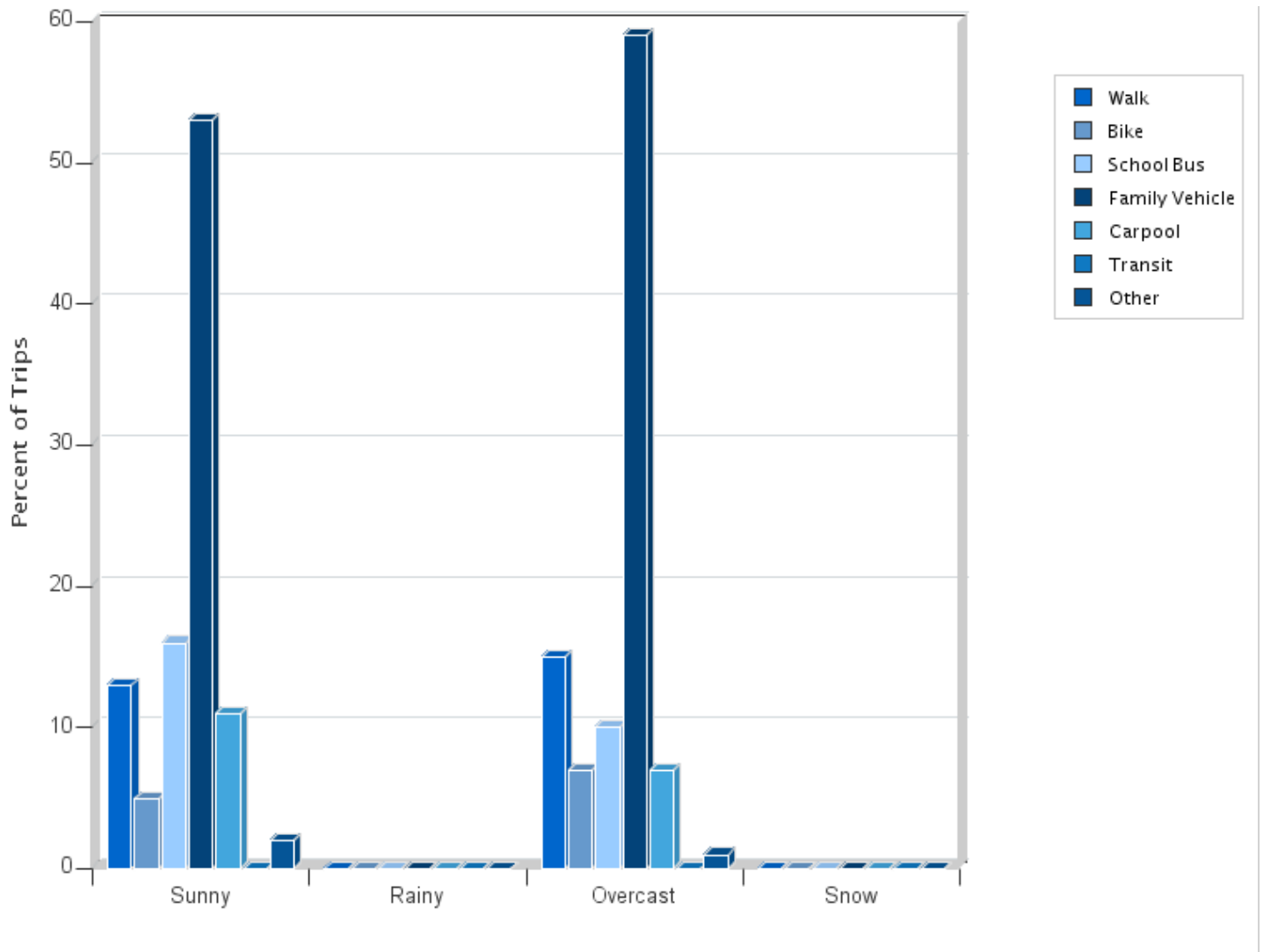


Morning and Afternoon Travel Mode Comparison by Day

	Number of Trips	Walk	Bike	School Bus	Family Vehicle	Carpool	Transit	Other
Tuesday AM	334	15%	4%	10%	59%	9%	0%	2%
Tuesday PM	328	18%	5%	23%	43%	9%	0%	2%
Wednesday AM	352	13%	5%	9%	61%	10%	0%	3%
Wednesday PM	339	12%	5%	22%	47%	11%	0%	3%
Thursday AM	278	10%	6%	8%	61%	12%	0%	2%
Thursday PM	270	16%	4%	22%	46%	11%	0%	1%

Percentages may not total 100% due to rounding.

Travel Mode by Weather Conditions



Travel Mode by Weather Condition

Weather Condition	Number of Trips	Walk	Bike	School Bus	Family Vehicle	Carpool	Transit	Other
Sunny	1451	13%	5%	16%	53%	11%	0%	2%
Rainy	0	0%	0%	0%	0%	0%	0%	0%
Overcast	328	15%	7%	10%	59%	7%	0%	1%
Snow	0	0%	0%	0%	0%	0%	0%	0%

Percentages may not total 100% due to rounding.