

Student Travel Tally Report: One School in One Data Collection Period

School Name: Sun Valley

Set ID: 26582

School Group: Marin Safe Routes to Schools

Month and Year Collected: September 2018

School Enrollment: 500

Date Report Generated: 11/16/2018

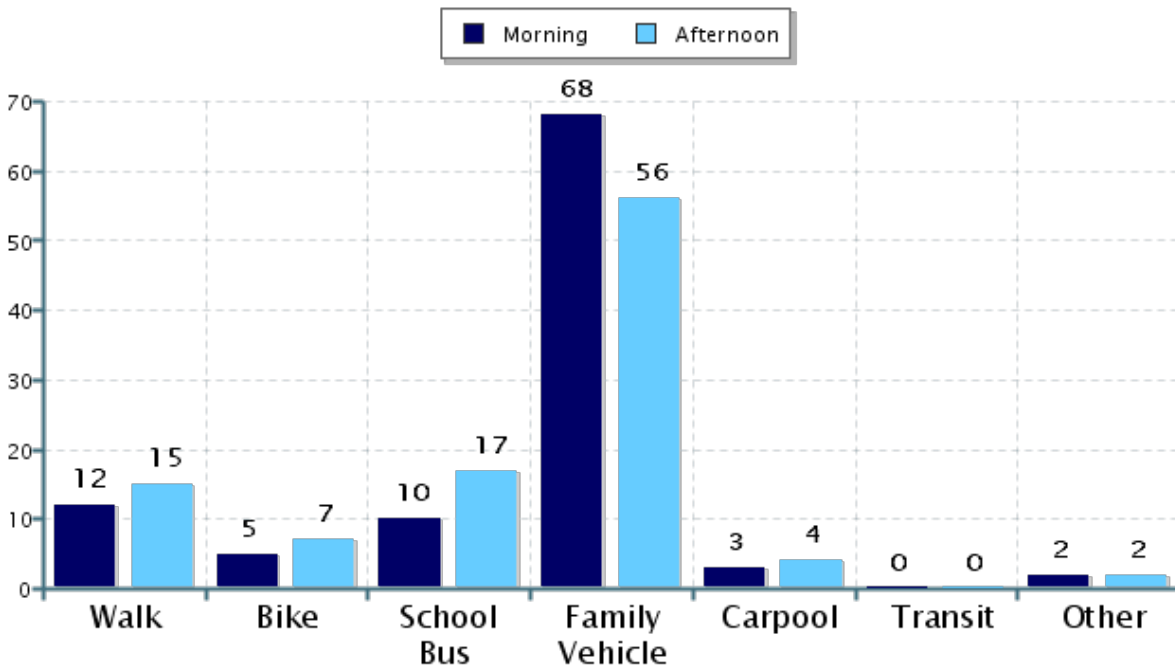
% of Students reached by SRTS activities: Don't Know

Tags:

**Number of Classrooms
Included in Report:** 17

This report contains information from your school's classrooms about students' trip to and from school. The data used in this report were collected using the in-class Student Travel Tally questionnaire from the National Center for Safe Routes to School.

Morning and Afternoon Travel Mode Comparison



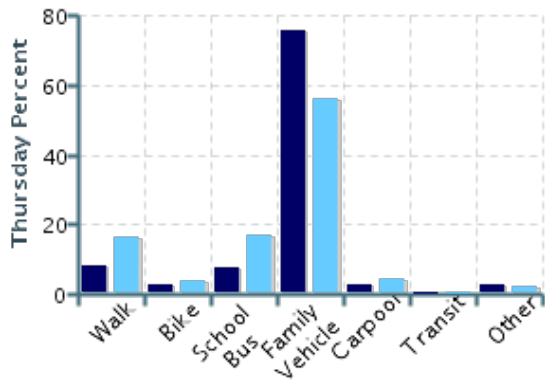
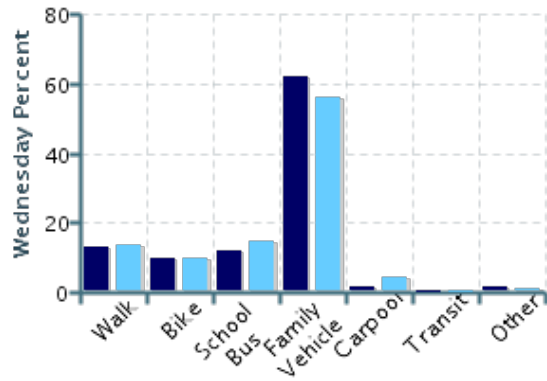
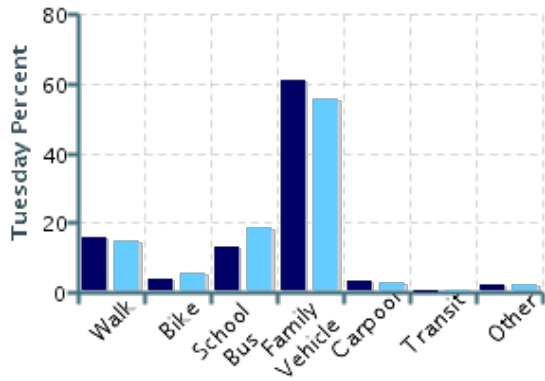
Morning and Afternoon Travel Mode Comparison

	Number of Trips	Walk	Bike	School Bus	Family Vehicle	Carpool	Transit	Other
Morning	1365	12%	5%	10%	68%	3%	0%	2%
Afternoon	1162	15%	7%	17%	56%	4%	0%	2%

Percentages may not total 100% due to rounding.

Morning and Afternoon Travel Mode Comparison by Day

■ Morning ■ Afternoon

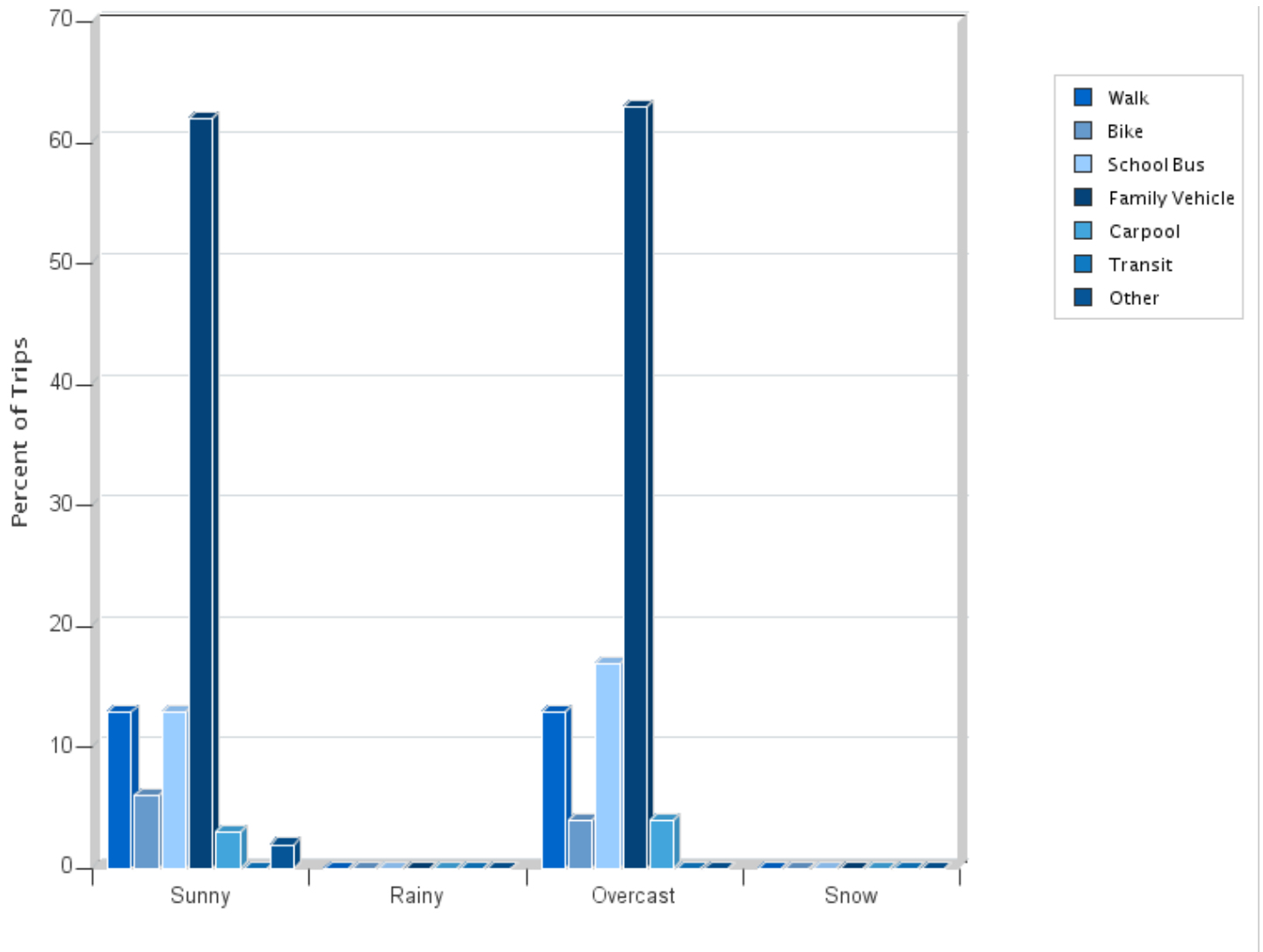


Morning and Afternoon Travel Mode Comparison by Day

	Number of Trips	Walk	Bike	School Bus	Family Vehicle	Carpool	Transit	Other
Tuesday AM	376	16%	4%	13%	61%	3%	0%	2%
Tuesday PM	368	15%	6%	18%	56%	3%	0%	2%
Wednesday AM	404	13%	10%	12%	62%	1%	0%	1%
Wednesday PM	412	14%	10%	15%	56%	5%	0%	0.7%
Thursday AM	585	8%	3%	8%	76%	3%	0%	3%
Thursday PM	382	16%	4%	17%	56%	4%	0%	2%

Percentages may not total 100% due to rounding.

Travel Mode by Weather Conditions



Travel Mode by Weather Condition

Weather Condition	Number of Trips	Walk	Bike	School Bus	Family Vehicle	Carpool	Transit	Other
Sunny	2251	13%	6%	13%	62%	3%	0%	2%
Rainy	0	0%	0%	0%	0%	0%	0%	0%
Overcast	276	13%	4%	17%	63%	4%	0%	0.4%
Snow	0	0%	0%	0%	0%	0%	0%	0%

Percentages may not total 100% due to rounding.