

Student Travel Tally Report: One School in One Data Collection Period

School Name: Sun Valley

Set ID: 23973

School Group: Marin Safe Routes to Schools

Month and Year Collected: September 2017

School Enrollment: 511

Date Report Generated: 02/05/2018

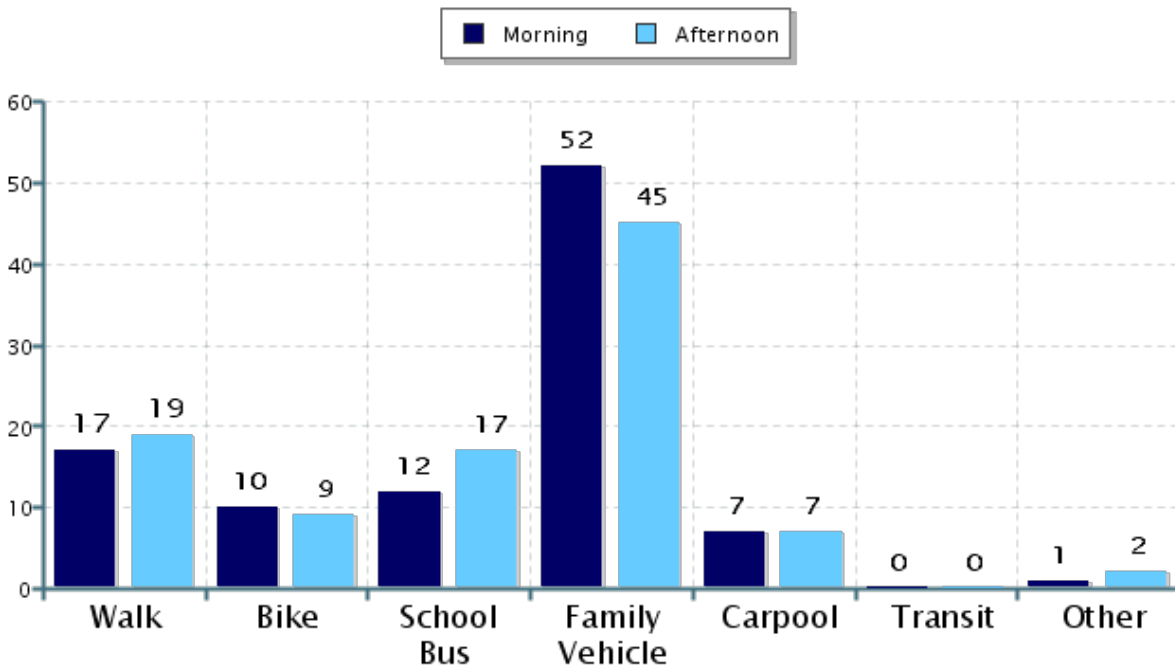
% of Students reached by SRTS activities: Don't Know

Tags:

**Number of Classrooms
Included in Report:** 11

This report contains information from your school's classrooms about students' trip to and from school. The data used in this report were collected using the in-class Student Travel Tally questionnaire from the National Center for Safe Routes to School.

Morning and Afternoon Travel Mode Comparison



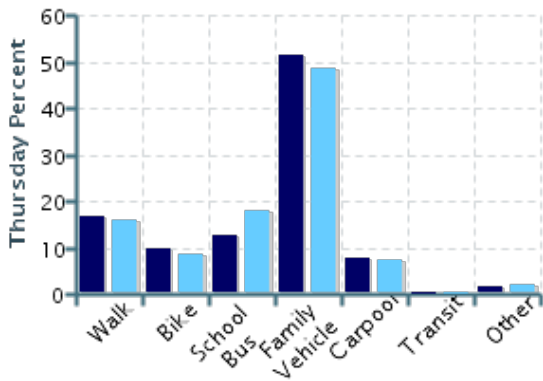
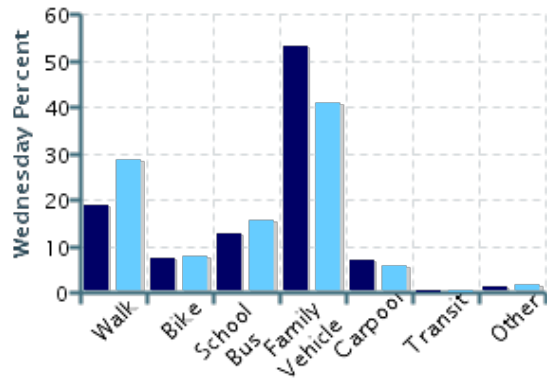
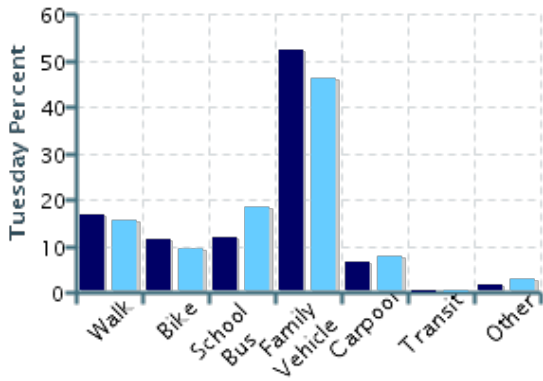
Morning and Afternoon Travel Mode Comparison

	Number of Trips	Walk	Bike	School Bus	Family Vehicle	Carpool	Transit	Other
Morning	778	17%	10%	12%	52%	7%	0%	1%
Afternoon	661	19%	9%	17%	45%	7%	0%	2%

Percentages may not total 100% due to rounding.

Morning and Afternoon Travel Mode Comparison by Day

■ Morning ■ Afternoon

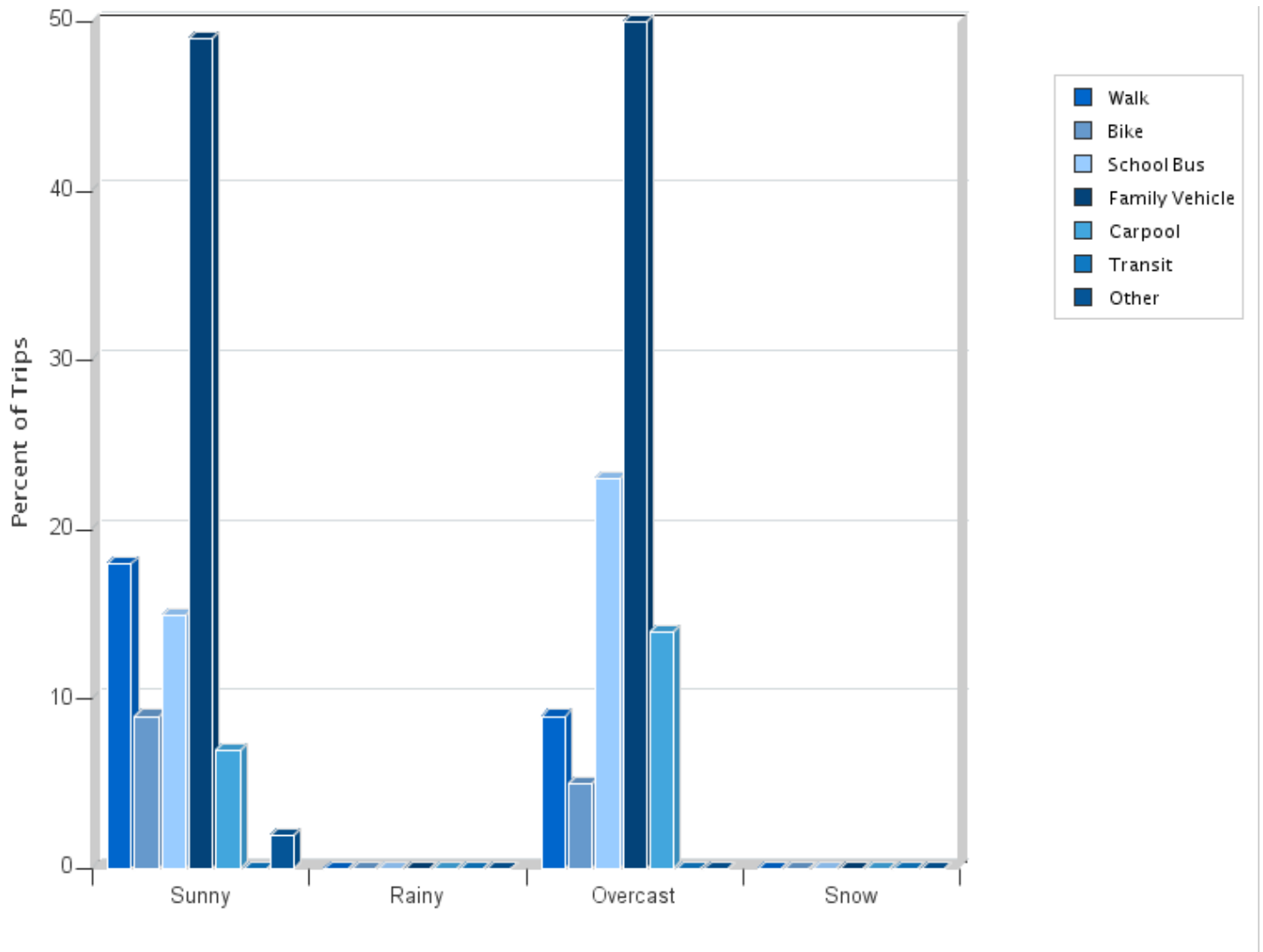


Morning and Afternoon Travel Mode Comparison by Day

	Number of Trips	Walk	Bike	School Bus	Family Vehicle	Carpool	Transit	Other
Tuesday AM	257	17%	11%	12%	52%	7%	0%	2%
Tuesday PM	233	15%	9%	18%	46%	8%	0%	3%
Wednesday AM	261	19%	7%	13%	53%	7%	0%	1%
Wednesday PM	193	28%	8%	16%	41%	6%	0%	2%
Thursday AM	260	17%	10%	13%	52%	8%	0%	2%
Thursday PM	235	16%	9%	18%	49%	7%	0%	2%

Percentages may not total 100% due to rounding.

Travel Mode by Weather Conditions



Travel Mode by Weather Condition

Weather Condition	Number of Trips	Walk	Bike	School Bus	Family Vehicle	Carpool	Transit	Other
Sunny	1417	18%	9%	15%	49%	7%	0%	2%
Rainy	0	0%	0%	0%	0%	0%	0%	0%
Overcast	22	9%	5%	23%	50%	14%	0%	0%
Snow	0	0%	0%	0%	0%	0%	0%	0%

Percentages may not total 100% due to rounding.