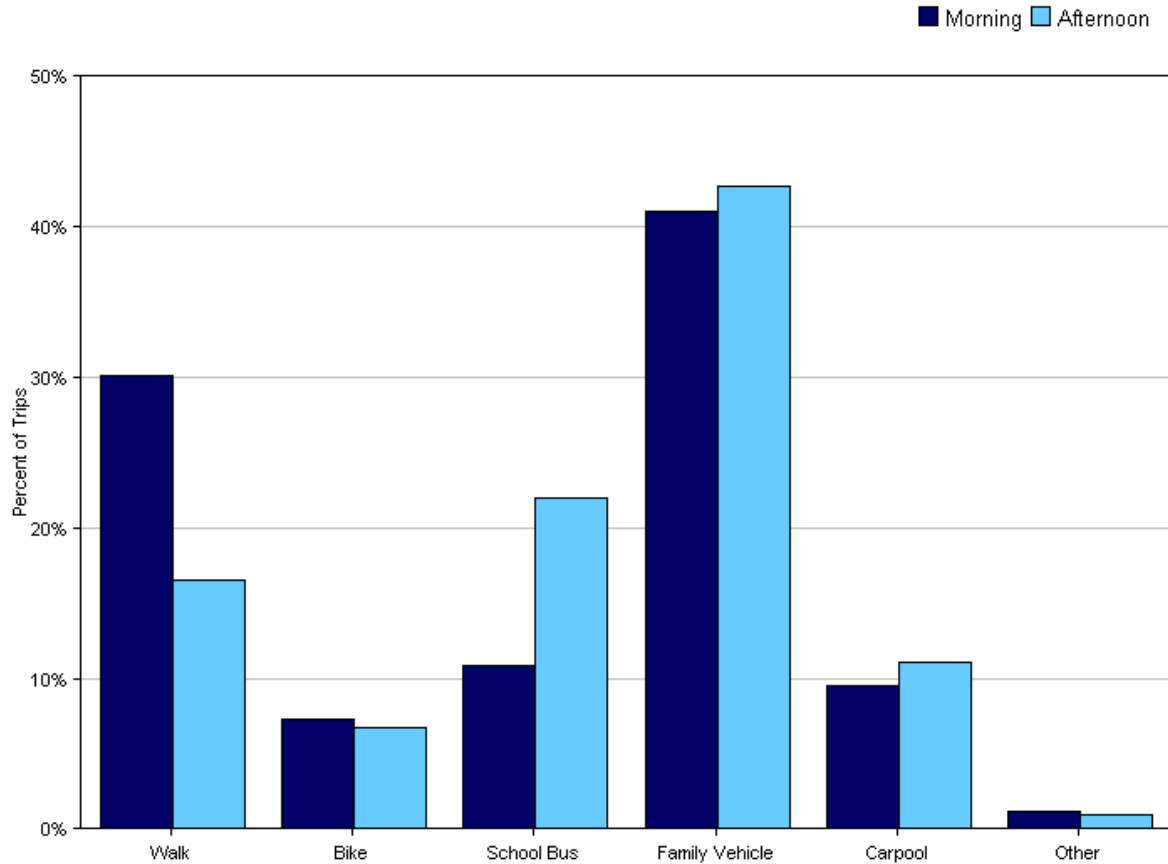


Tally Report

Program Name:	Safe Routes to School	Month and Year Collected:	September 2010
School Name:	Sun Valley	Set ID:	5107
School Enrollment:	448	Date Report Generated:	12/09/2010
Enrollment within Grades Targeted by SRTS Program:	448	Number of Classrooms Included in Report:	19
Number of Classrooms in School:	21		

Morning and Afternoon Travel Mode Comparison

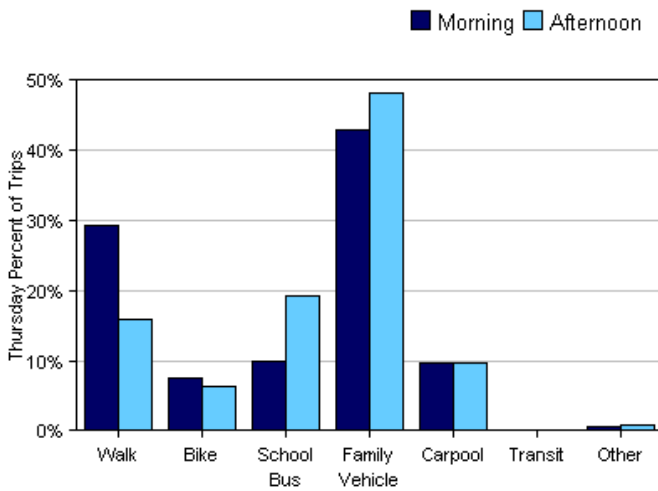
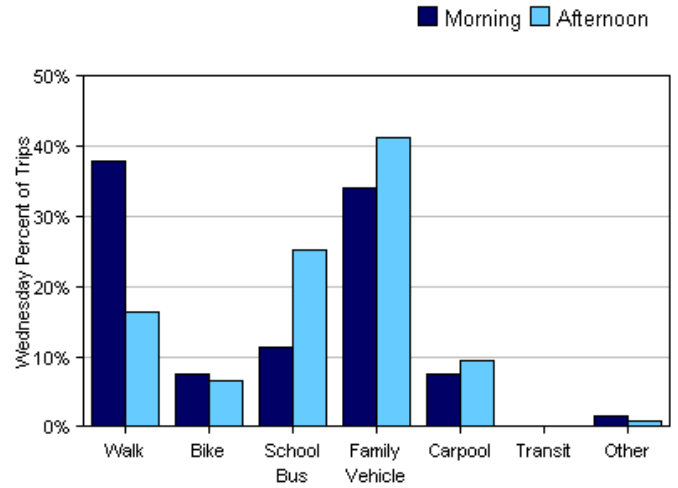
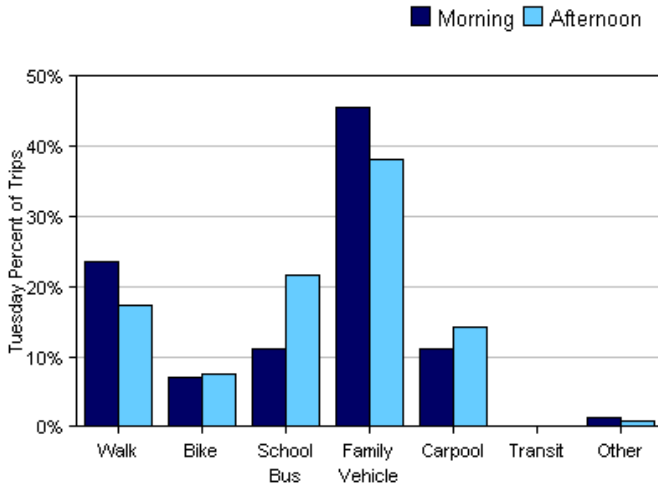


Morning and Afternoon Travel Mode Comparison

	Number of Trips	Walk	Bike	School Bus	Family Vehicle	Carpool	Transit	Other
Morning	1145	30%	7%	11%	41%	10%	0%	1%
Afternoon	992	17%	7%	22%	43%	11%	0%	0.9%

Percentages may not total 100% due to rounding.

Morning and Afternoon Travel Mode Comparison by Day

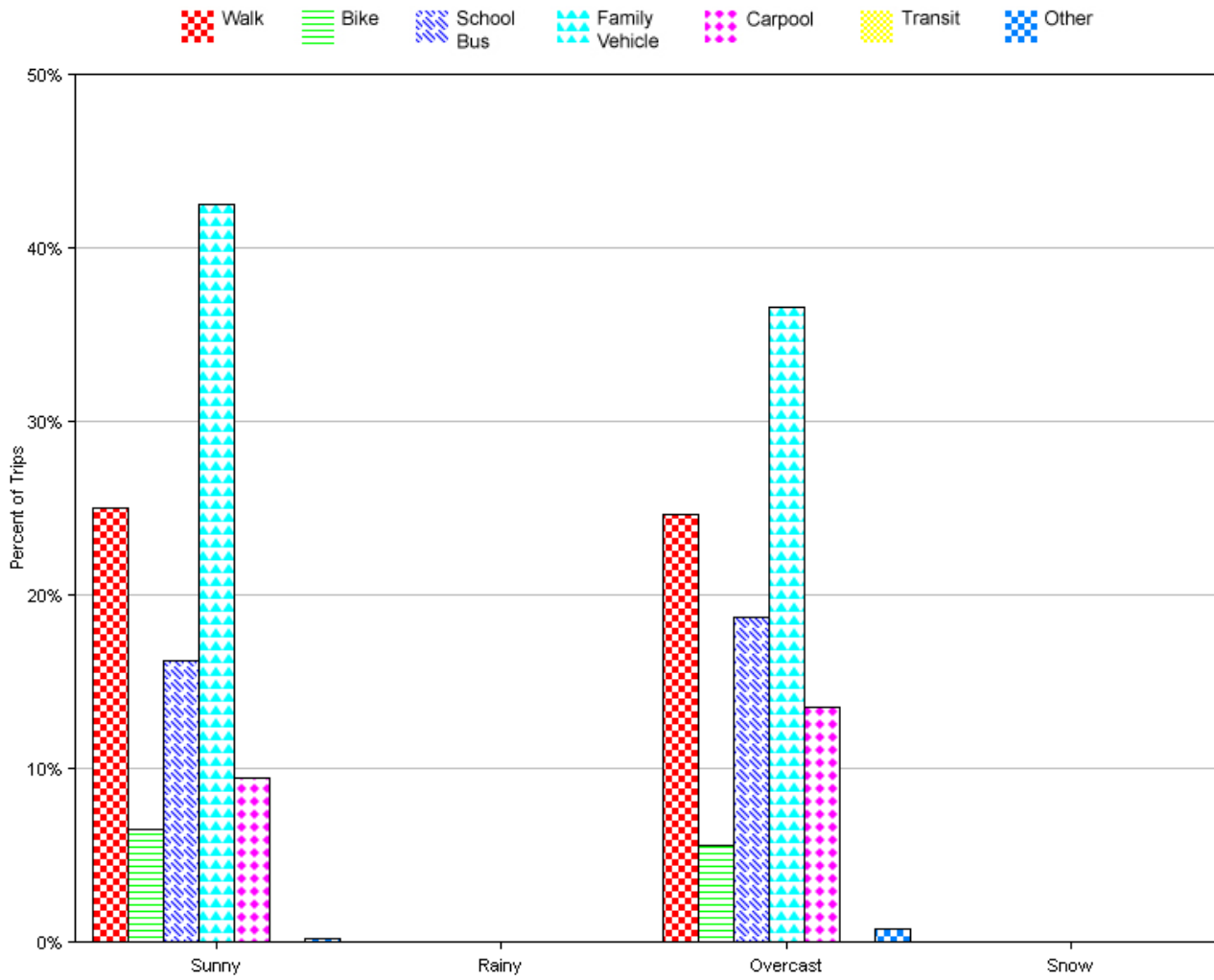


Morning and Afternoon Travel Mode Comparison by Day

	Number of Trips	Walk	Bike	School Bus	Family Vehicle	Carpool	Transit	Other
Tuesday AM	393	24%	7%	11%	46%	11%	0%	1%
Tuesday PM	315	17%	8%	22%	38%	14%	0%	1.0%
Wednesday AM	361	38%	7%	11%	34%	7%	0%	2%
Wednesday PM	324	16%	6%	25%	41%	10%	0%	0.9%
Thursday AM	391	29%	7%	10%	43%	10%	0%	0.5%
Thursday PM	353	16%	6%	19%	48%	10%	0%	0.8%

Percentages may not total 100% due to rounding.

Travel Mode by Weather Conditions



Travel Mode by Weather Condition

Weather Condition	Number of Trips	Walk	Bike	School Bus	Family Vehicle	Carpool	Transit	Other
Sunny	1480	25%	6%	16%	43%	9%	0%	0.3%
Rainy	0	0%	0%	0%	0%	0%	0%	0%
Overcast	251	25%	6%	19%	37%	14%	0%	0.8%
Snow	0	0%	0%	0%	0%	0%	0%	0%

Percentages may not total 100% due to rounding.