

Student Travel Tally Report: One School in One Data Collection Period

School Name: Strawberry Point

Set ID: 25212

School Group: Marin Safe Routes to Schools

Month and Year Collected: May 2018

School Enrollment: 359

Date Report Generated: 06/13/2018

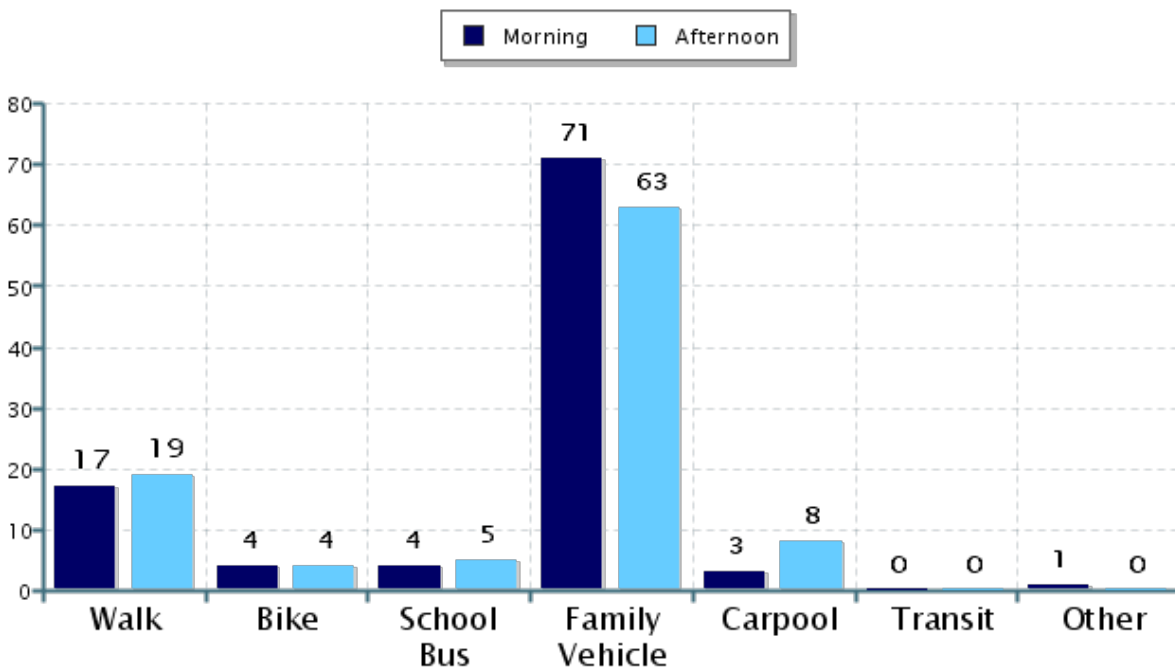
% of Students reached by SRTS activities: Don't Know

Tags:

**Number of Classrooms
Included in Report:** 22

This report contains information from your school's classrooms about students' trip to and from school. The data used in this report were collected using the in-class Student Travel Tally questionnaire from the National Center for Safe Routes to School.

Morning and Afternoon Travel Mode Comparison



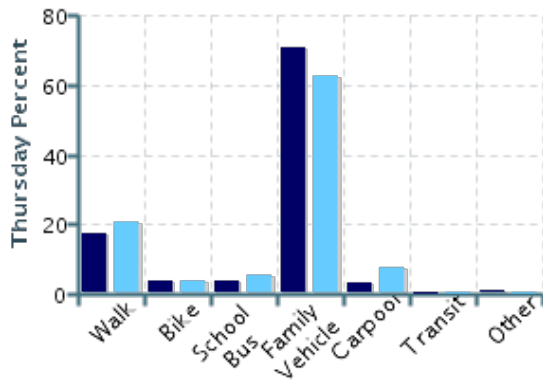
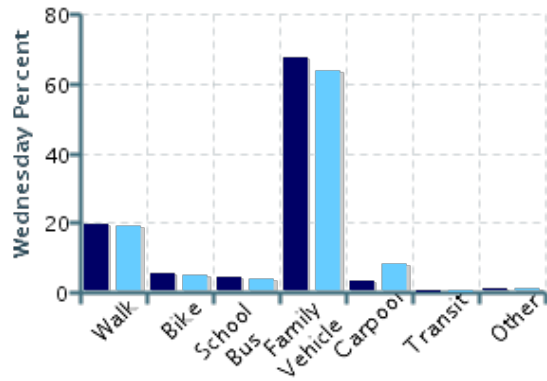
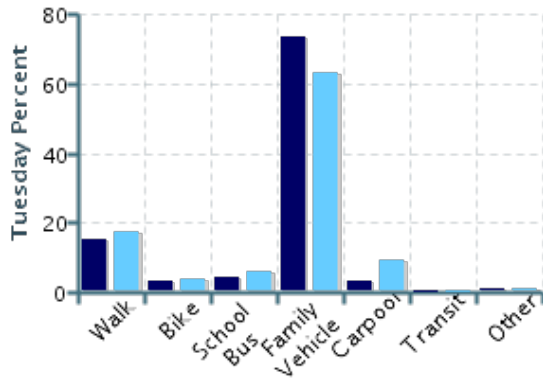
Morning and Afternoon Travel Mode Comparison

	Number of Trips	Walk	Bike	School Bus	Family Vehicle	Carpool	Transit	Other
Morning	705	17%	4%	4%	71%	3%	0%	0.7%
Afternoon	690	19%	4%	5%	63%	8%	0%	0.4%

Percentages may not total 100% due to rounding.

Morning and Afternoon Travel Mode Comparison by Day

■ Morning ■ Afternoon

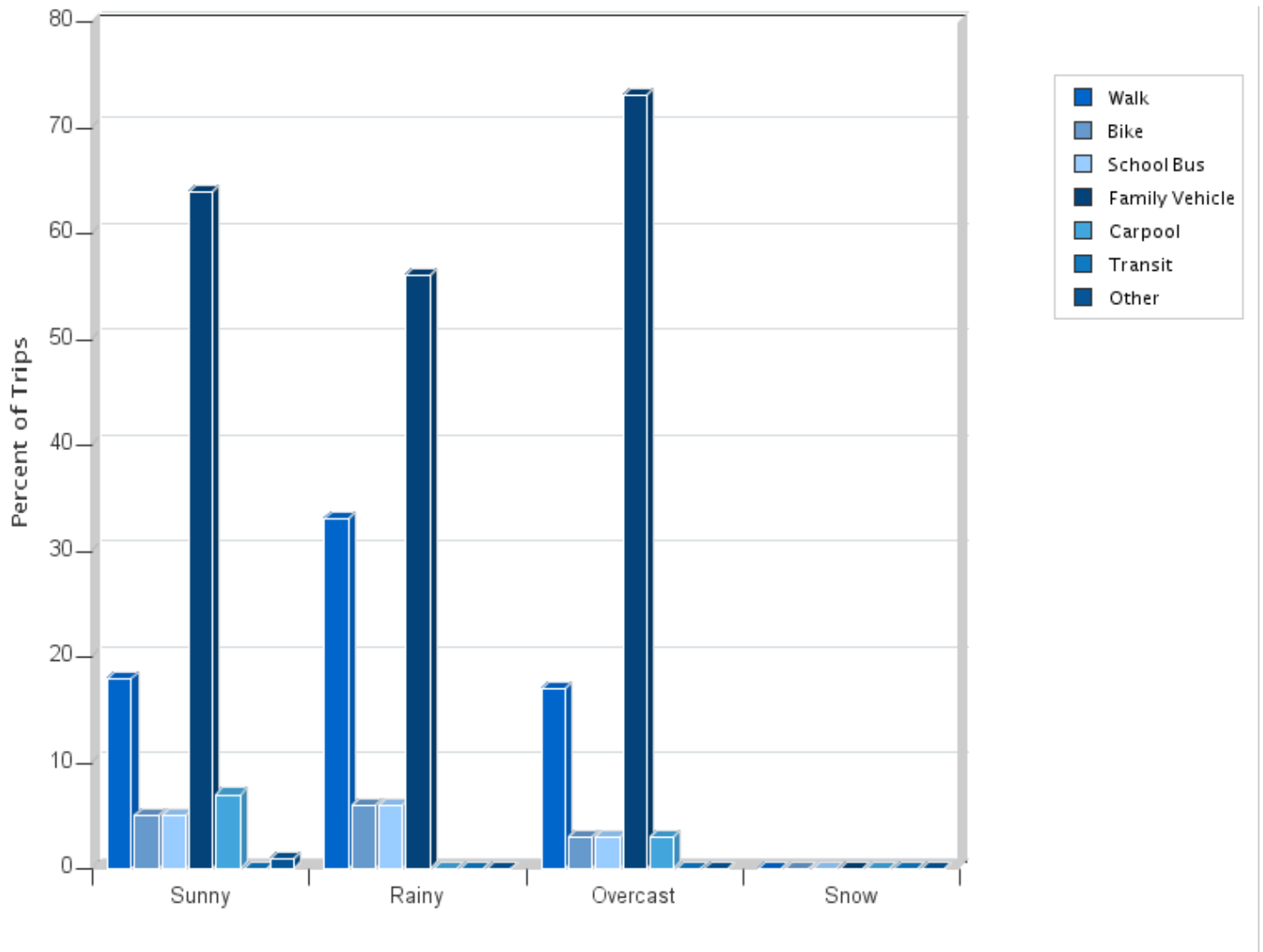


Morning and Afternoon Travel Mode Comparison by Day

	Number of Trips	Walk	Bike	School Bus	Family Vehicle	Carpool	Transit	Other
Tuesday AM	264	15%	3%	4%	73%	3%	0%	0.8%
Tuesday PM	250	17%	4%	6%	63%	9%	0%	0.8%
Wednesday AM	229	20%	5%	4%	67%	3%	0%	0.4%
Wednesday PM	229	19%	5%	4%	64%	8%	0%	0.4%
Thursday AM	212	17%	4%	4%	71%	3%	0%	0.9%
Thursday PM	211	21%	4%	5%	63%	8%	0%	0%

Percentages may not total 100% due to rounding.

Travel Mode by Weather Conditions



Travel Mode by Weather Condition

Weather Condition	Number of Trips	Walk	Bike	School Bus	Family Vehicle	Carpool	Transit	Other
Sunny	919	18%	5%	5%	64%	7%	0%	0.8%
Rainy	18	33%	6%	6%	56%	0%	0%	0%
Overcast	458	17%	3%	3%	73%	3%	0%	0.2%
Snow	0	0%	0%	0%	0%	0%	0%	0%

Percentages may not total 100% due to rounding.