

Student Travel Tally Report: One School in One Data Collection Period

School Name: Strawberry Point

Set ID: 20491

School Group: Marin Safe Routes to Schools

Month and Year Collected: May 2016

School Enrollment: 416

Date Report Generated: 11/25/2016

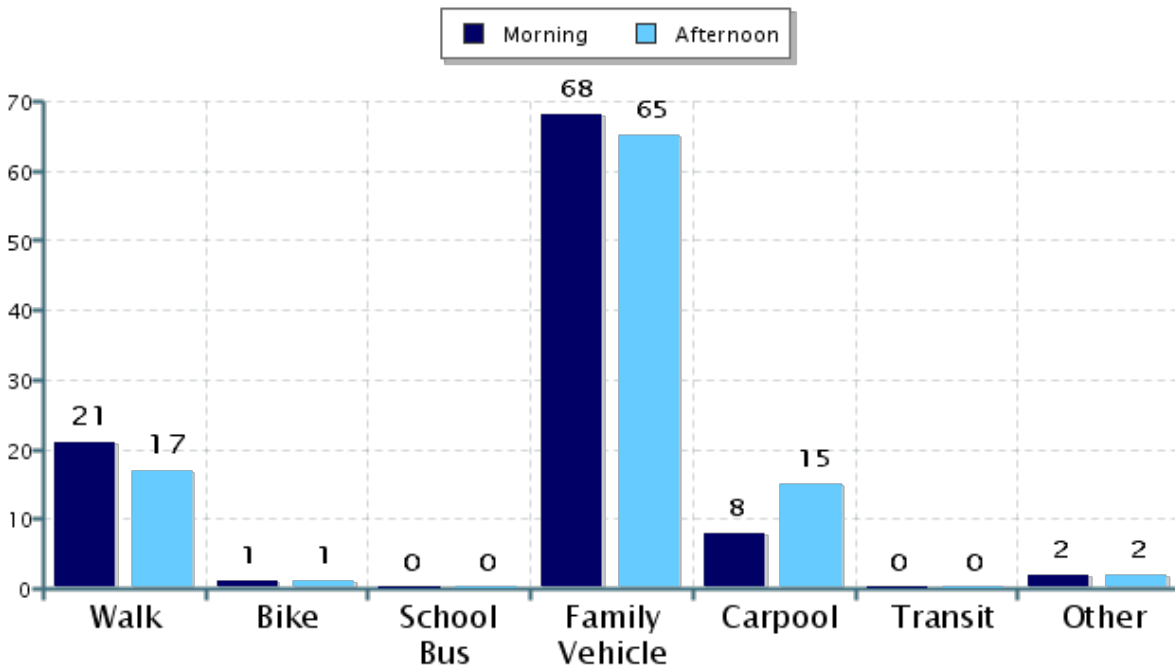
% of Students reached by SRTS activities: Don't Know

Tags: 2016 Spring Student Tally

**Number of Classrooms
Included in Report:** 18

This report contains information from your school's classrooms about students' trip to and from school. The data used in this report were collected using the in-class Student Travel Tally questionnaire from the National Center for Safe Routes to School.

Morning and Afternoon Travel Mode Comparison



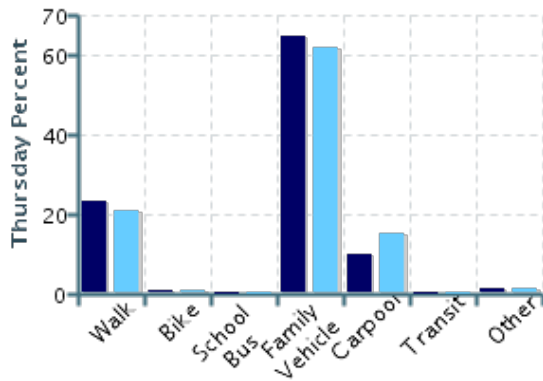
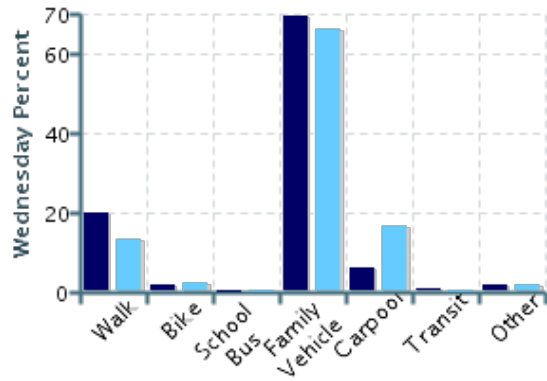
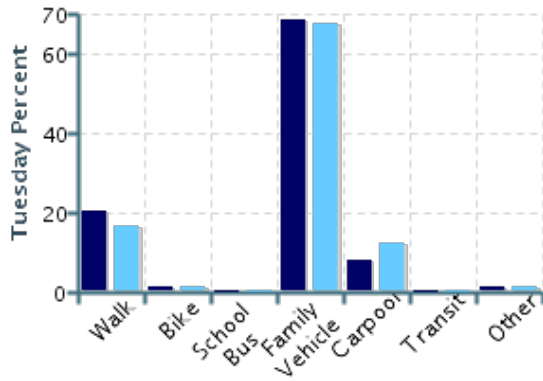
Morning and Afternoon Travel Mode Comparison

	Number of Trips	Walk	Bike	School Bus	Family Vehicle	Carpool	Transit	Other
Morning	1027	21%	1%	0%	68%	8%	0.1%	2%
Afternoon	904	17%	1%	0%	65%	15%	0%	2%

Percentages may not total 100% due to rounding.

Morning and Afternoon Travel Mode Comparison by Day

■ Morning ■ Afternoon

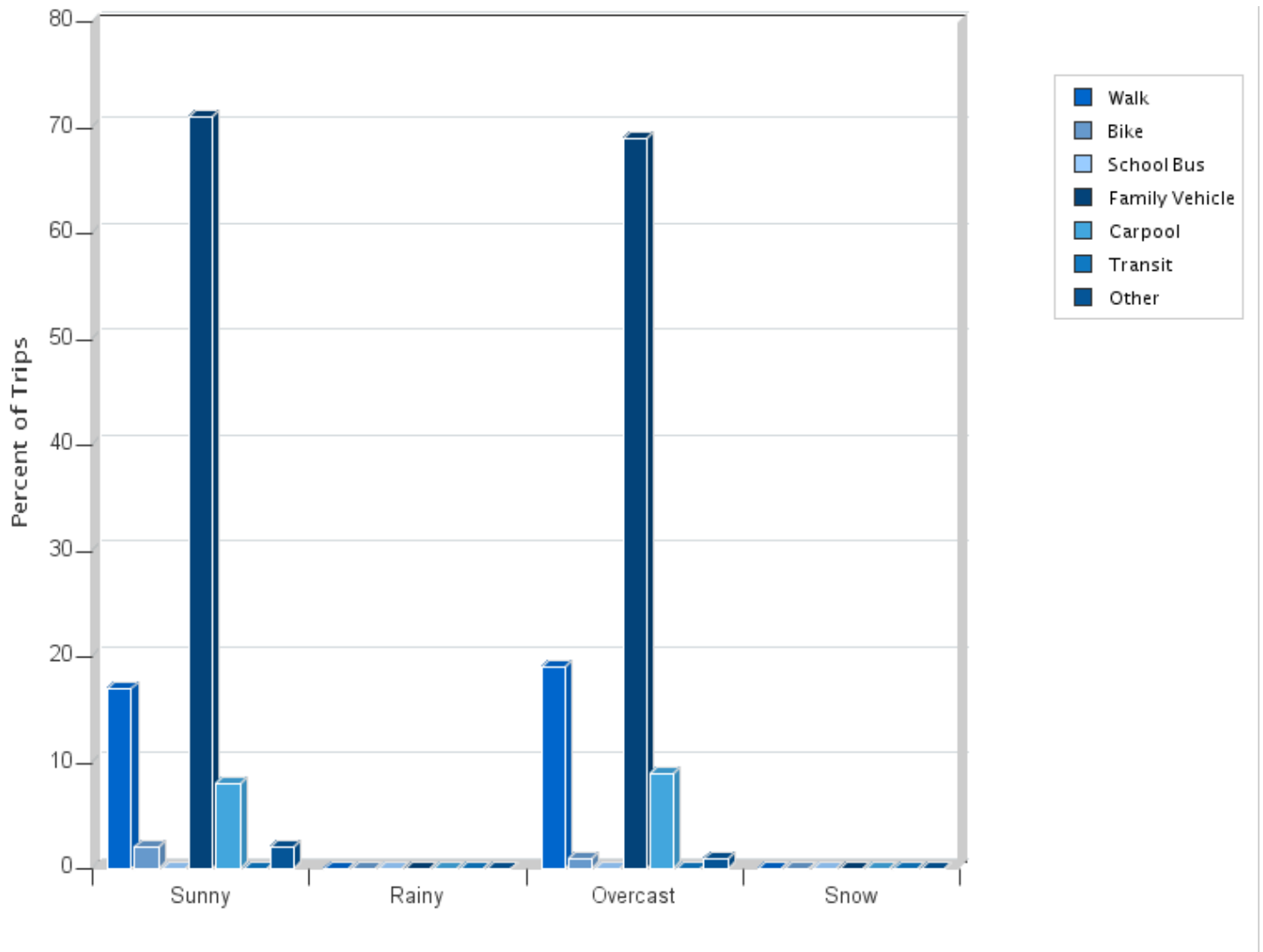


Morning and Afternoon Travel Mode Comparison by Day

	Number of Trips	Walk	Bike	School Bus	Family Vehicle	Carpool	Transit	Other
Tuesday AM	373	20%	1%	0%	68%	8%	0%	2%
Tuesday PM	335	17%	1%	0%	68%	13%	0%	1%
Wednesday AM	327	20%	2%	0%	69%	6%	0.3%	2%
Wednesday PM	296	13%	2%	0%	66%	17%	0%	2%
Thursday AM	327	23%	0.6%	0%	65%	10%	0%	2%
Thursday PM	273	21%	0.4%	0%	62%	15%	0%	1%

Percentages may not total 100% due to rounding.

Travel Mode by Weather Conditions



Travel Mode by Weather Condition

Weather Condition	Number of Trips	Walk	Bike	School Bus	Family Vehicle	Carpool	Transit	Other
Sunny	800	17%	2%	0%	71%	8%	0%	2%
Rainy	0	0%	0%	0%	0%	0%	0%	0%
Overcast	705	19%	1%	0%	69%	9%	0.1%	1%
Snow	0	0%	0%	0%	0%	0%	0%	0%

Percentages may not total 100% due to rounding.