

Student Travel Tally Report: One School in One Data Collection Period

School Name: Strawberry Point

Set ID: 17945

School Group: Marin Safe Routes to Schools

Month and Year Collected: May 2015

School Enrollment: 417

Date Report Generated: 09/22/2015

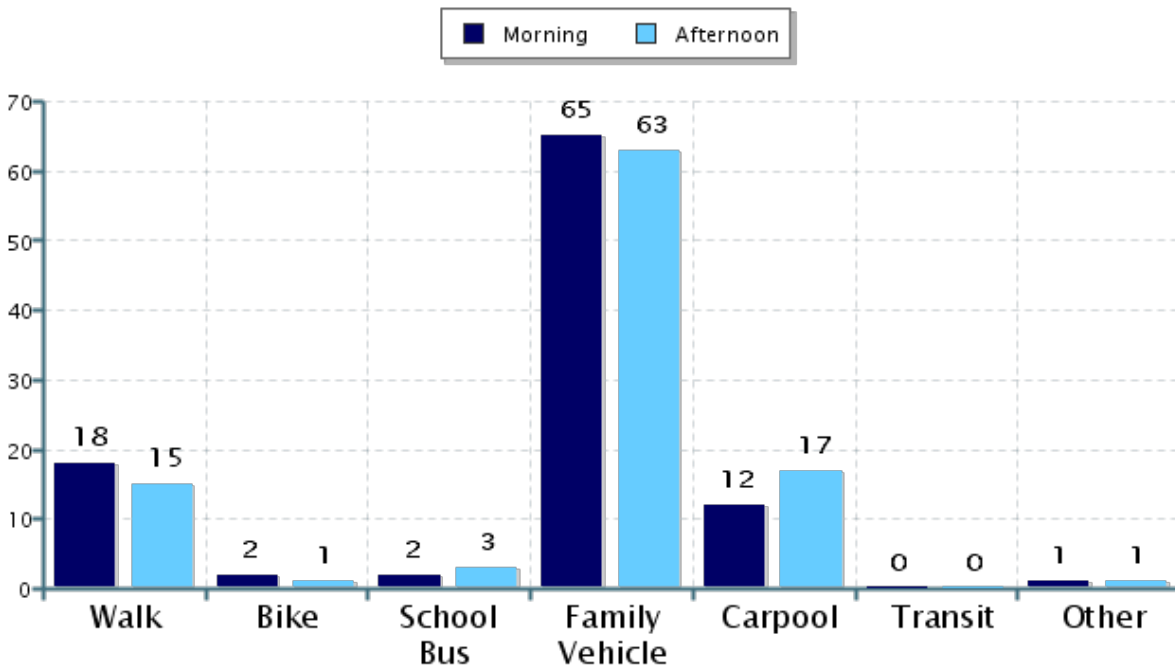
% of Students reached by SRTS activities: 76-100%

Tags:

**Number of Classrooms
Included in Report:** 18

This report contains information from your school's classrooms about students' trip to and from school. The data used in this report were collected using the in-class Student Travel Tally questionnaire from the National Center for Safe Routes to School.

Morning and Afternoon Travel Mode Comparison



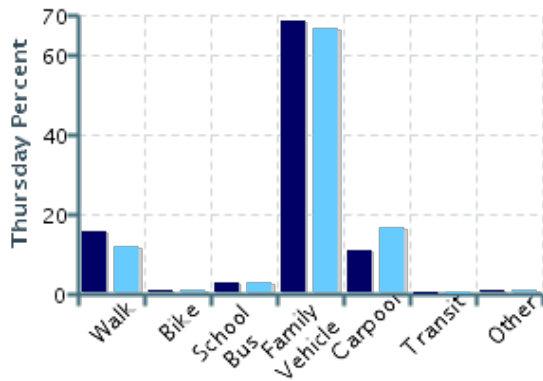
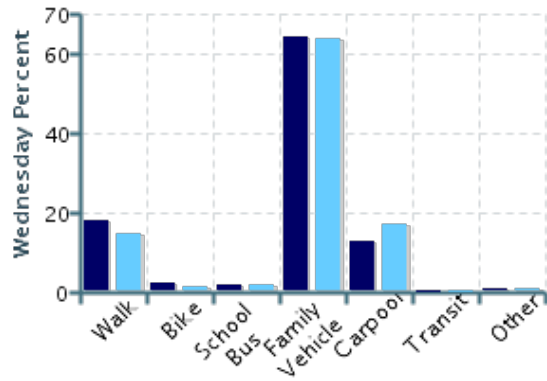
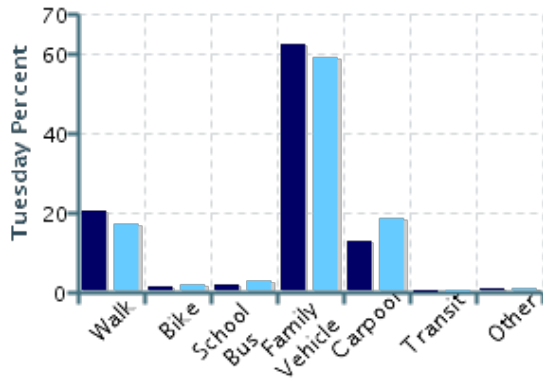
Morning and Afternoon Travel Mode Comparison

	Number of Trips	Walk	Bike	School Bus	Family Vehicle	Carpool	Transit	Other
Morning	1150	18%	2%	2%	65%	12%	0%	0.6%
Afternoon	1066	15%	1%	3%	63%	17%	0%	0.8%

Percentages may not total 100% due to rounding.

Morning and Afternoon Travel Mode Comparison by Day

■ Morning ■ Afternoon

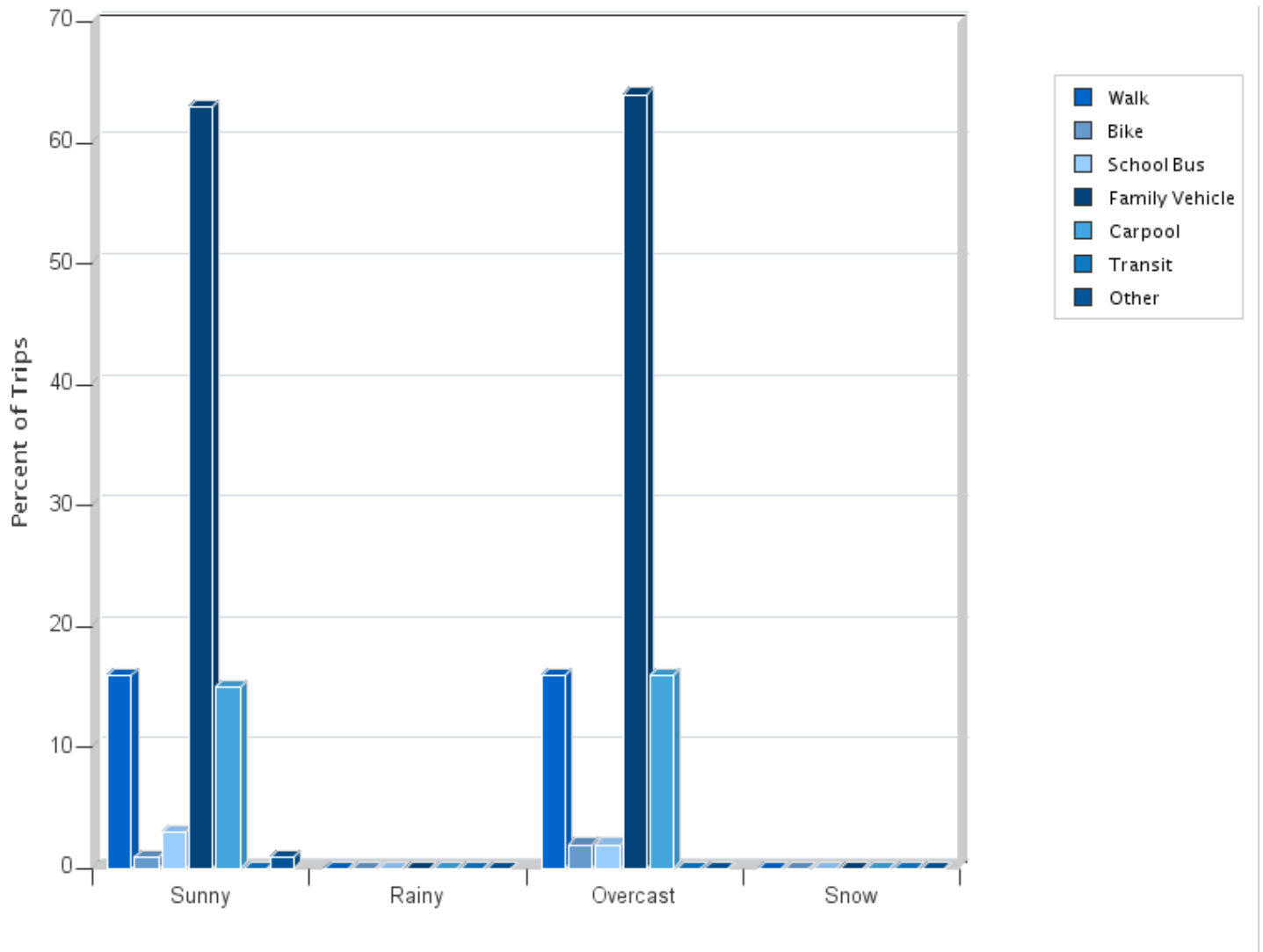


Morning and Afternoon Travel Mode Comparison by Day

	Number of Trips	Walk	Bike	School Bus	Family Vehicle	Carpool	Transit	Other
Tuesday AM	368	21%	2%	2%	62%	13%	0%	0.5%
Tuesday PM	335	17%	2%	3%	59%	19%	0%	0.3%
Wednesday AM	404	18%	2%	2%	64%	13%	0%	0.5%
Wednesday PM	378	15%	2%	2%	64%	17%	0%	0.8%
Thursday AM	378	16%	0.8%	3%	69%	11%	0%	0.8%
Thursday PM	353	12%	0.8%	3%	67%	16%	0%	1%

Percentages may not total 100% due to rounding.

Travel Mode by Weather Conditions



Travel Mode by Weather Condition

Weather Condition	Number of Trips	Walk	Bike	School Bus	Family Vehicle	Carpool	Transit	Other
Sunny	1509	16%	1%	3%	63%	15%	0%	0.9%
Rainy	0	0%	0%	0%	0%	0%	0%	0%
Overcast	452	16%	2%	2%	64%	16%	0%	0.2%
Snow	0	0%	0%	0%	0%	0%	0%	0%

Percentages may not total 100% due to rounding.