

Student Travel Tally Report: One School in One Data Collection Period

School Name: Strawberry Point

Set ID: 23972

School Group: Marin Safe Routes to Schools

Month and Year Collected: September 2017

School Enrollment: 416

Date Report Generated: 02/05/2018

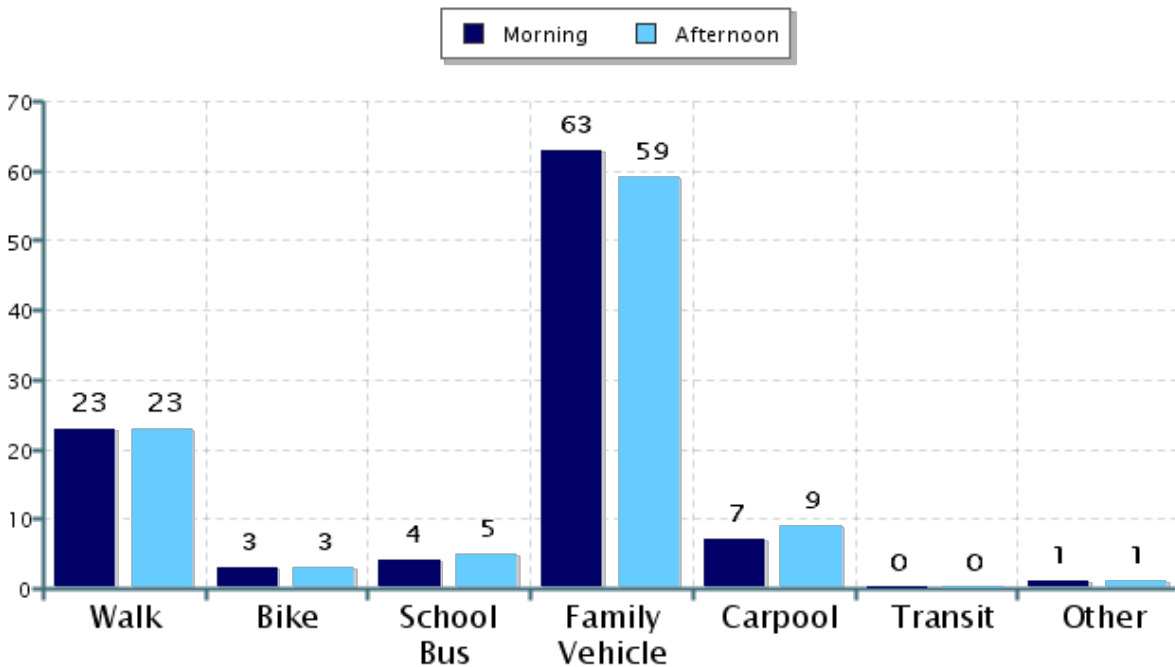
% of Students reached by SRTS activities: Don't Know

Tags:

**Number of Classrooms
Included in Report:** 15

This report contains information from your school's classrooms about students' trip to and from school. The data used in this report were collected using the in-class Student Travel Tally questionnaire from the National Center for Safe Routes to School.

Morning and Afternoon Travel Mode Comparison



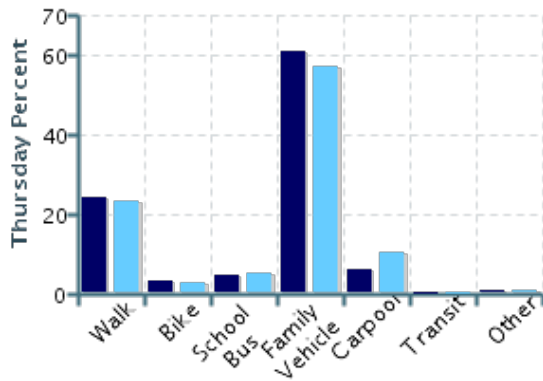
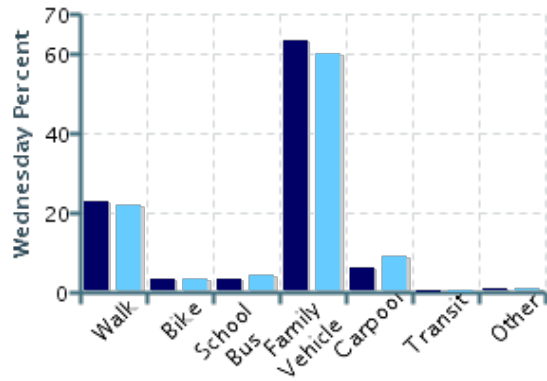
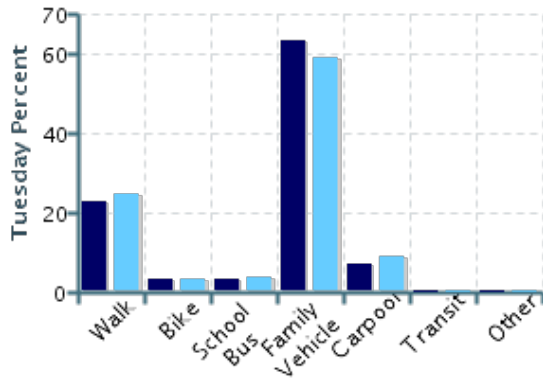
Morning and Afternoon Travel Mode Comparison

	Number of Trips	Walk	Bike	School Bus	Family Vehicle	Carpool	Transit	Other
Morning	595	23%	3%	4%	63%	7%	0%	0.5%
Afternoon	546	23%	3%	5%	59%	9%	0%	0.5%

Percentages may not total 100% due to rounding.

Morning and Afternoon Travel Mode Comparison by Day

■ Morning ■ Afternoon

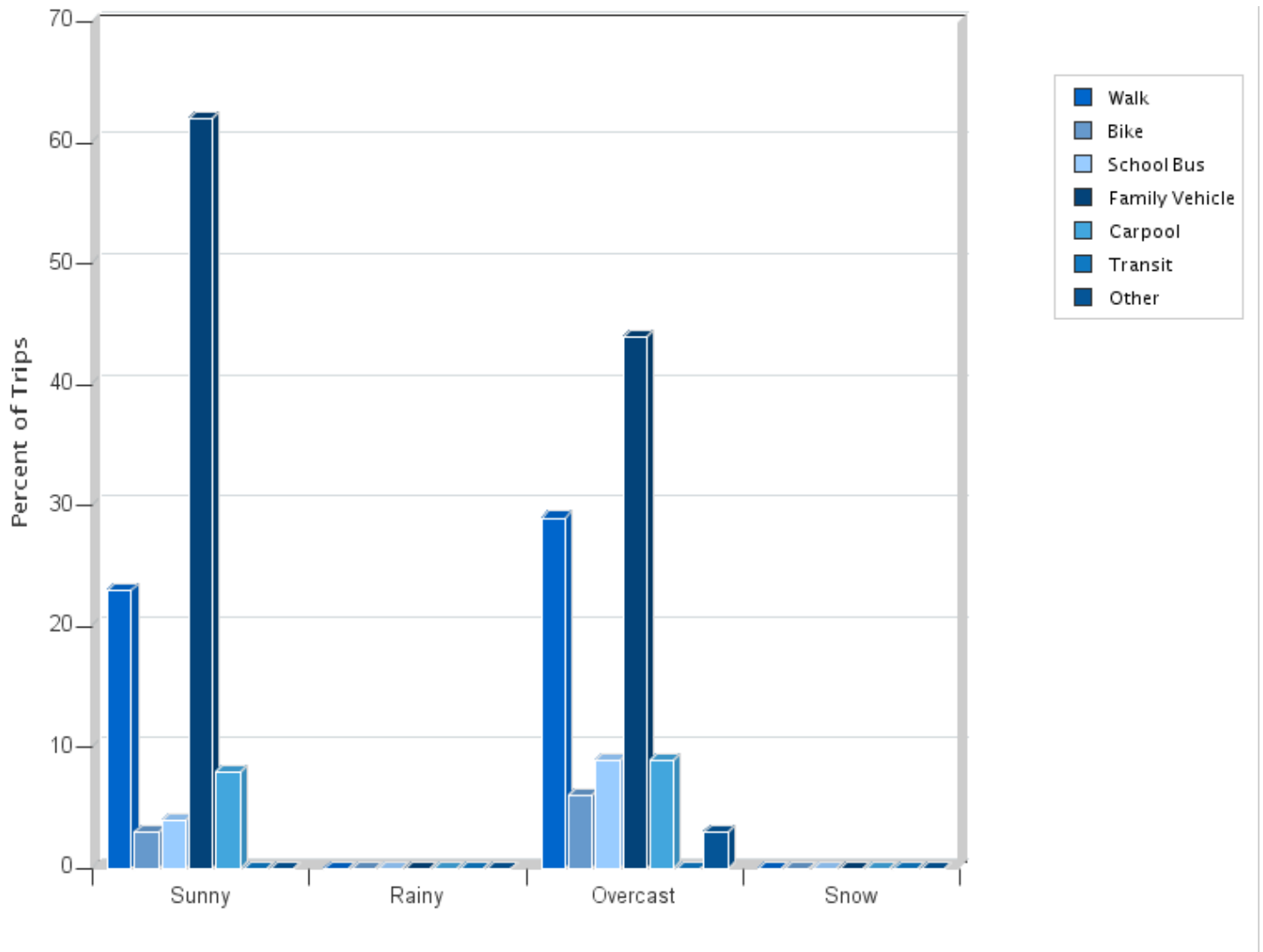


Morning and Afternoon Travel Mode Comparison by Day

	Number of Trips	Walk	Bike	School Bus	Family Vehicle	Carpool	Transit	Other
Tuesday AM	180	23%	3%	3%	63%	7%	0%	0%
Tuesday PM	179	25%	3%	4%	59%	9%	0%	0%
Wednesday AM	225	23%	3%	4%	64%	6%	0%	0.9%
Wednesday PM	201	22%	3%	4%	60%	9%	0%	1.0%
Thursday AM	190	24%	3%	5%	61%	6%	0%	0.5%
Thursday PM	166	23%	3%	5%	57%	10%	0%	0.6%

Percentages may not total 100% due to rounding.

Travel Mode by Weather Conditions



Travel Mode by Weather Condition

Weather Condition	Number of Trips	Walk	Bike	School Bus	Family Vehicle	Carpool	Transit	Other
Sunny	1075	23%	3%	4%	62%	8%	0%	0.4%
Rainy	0	0%	0%	0%	0%	0%	0%	0%
Overcast	66	29%	6%	9%	44%	9%	0%	3%
Snow	0	0%	0%	0%	0%	0%	0%	0%

Percentages may not total 100% due to rounding.