

Student Travel Tally Report: One School in One Data Collection Period

School Name: St Anselm Catholic

Set ID: 17927

School Group: Marin Safe Routes to Schools

Month and Year Collected: May 2015

School Enrollment: 268

Date Report Generated: 09/22/2015

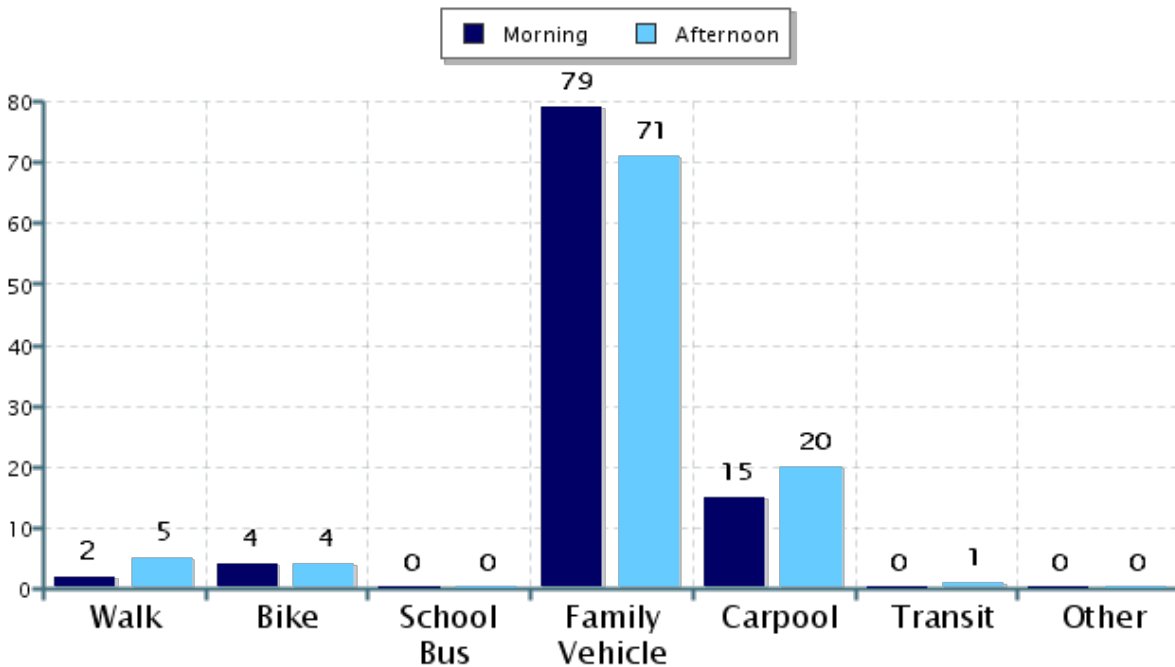
% of Students reached by SRTS activities: 76-100%

Tags:

**Number of Classrooms
Included in Report:** 6

This report contains information from your school's classrooms about students' trip to and from school. The data used in this report were collected using the in-class Student Travel Tally questionnaire from the National Center for Safe Routes to School.

Morning and Afternoon Travel Mode Comparison



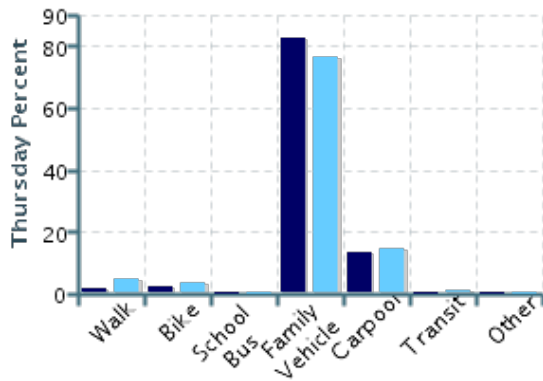
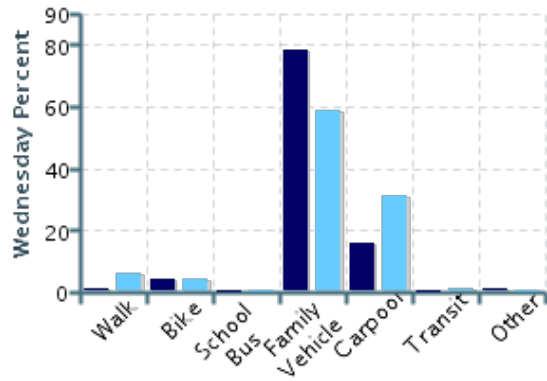
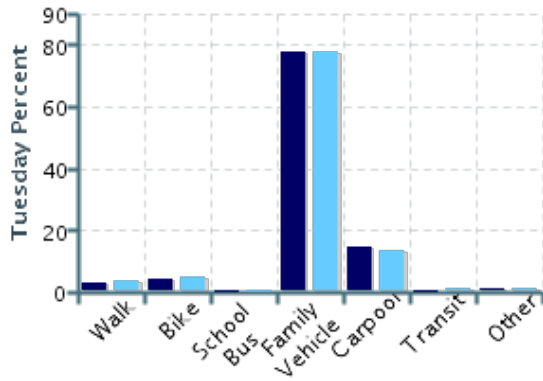
Morning and Afternoon Travel Mode Comparison

| | Number of Trips | Walk | Bike | School Bus | Family Vehicle | Carpool | Transit | Other |
|-----------|-----------------|------|------|------------|----------------|---------|---------|-------|
| Morning | 511 | 2% | 4% | 0% | 79% | 15% | 0% | 0.4% |
| Afternoon | 516 | 5% | 4% | 0% | 71% | 20% | 0.6% | 0.2% |

Percentages may not total 100% due to rounding.

Morning and Afternoon Travel Mode Comparison by Day

■ Morning ■ Afternoon

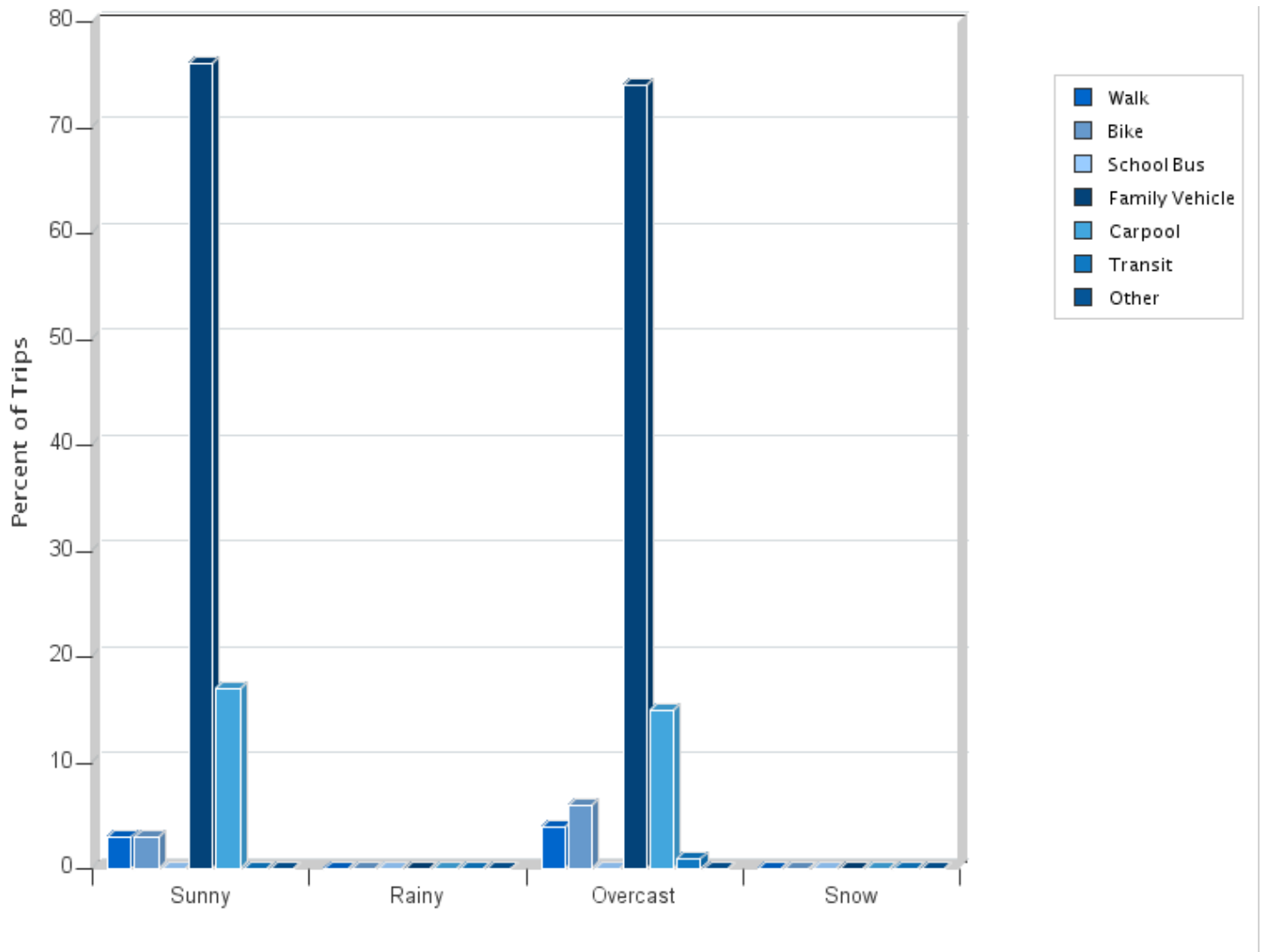


Morning and Afternoon Travel Mode Comparison by Day

| | Number of Trips | Walk | Bike | School Bus | Family Vehicle | Carpool | Transit | Other |
|--------------|-----------------|------|------|------------|----------------|---------|---------|-------|
| Tuesday AM | 174 | 3% | 4% | 0% | 78% | 15% | 0% | 0.6% |
| Tuesday PM | 174 | 3% | 5% | 0% | 78% | 13% | 0.6% | 0.6% |
| Wednesday AM | 172 | 1% | 4% | 0% | 78% | 16% | 0% | 0.6% |
| Wednesday PM | 171 | 6% | 4% | 0% | 58% | 31% | 0.6% | 0% |
| Thursday AM | 165 | 2% | 2% | 0% | 82% | 13% | 0% | 0% |
| Thursday PM | 171 | 5% | 4% | 0% | 77% | 15% | 0.6% | 0% |

Percentages may not total 100% due to rounding.

Travel Mode by Weather Conditions



Travel Mode by Weather Condition

| Weather Condition | Number of Trips | Walk | Bike | School Bus | Family Vehicle | Carpool | Transit | Other |
|-------------------|-----------------|------|------|------------|----------------|---------|---------|-------|
| Sunny | 853 | 3% | 3% | 0% | 76% | 17% | 0.2% | 0.4% |
| Rainy | 0 | 0% | 0% | 0% | 0% | 0% | 0% | 0% |
| Overcast | 121 | 4% | 6% | 0% | 74% | 15% | 0.8% | 0% |
| Snow | 0 | 0% | 0% | 0% | 0% | 0% | 0% | 0% |

Percentages may not total 100% due to rounding.