

# Student Travel Tally Report: One School in One Data Collection Period

**School Name:** St Anselm Catholic

**Set ID:** 22949

**School Group:** Marin Safe Routes to Schools

**Month and Year Collected:** May 2017

**School Enrollment:** 270

**Date Report Generated:** 06/28/2017

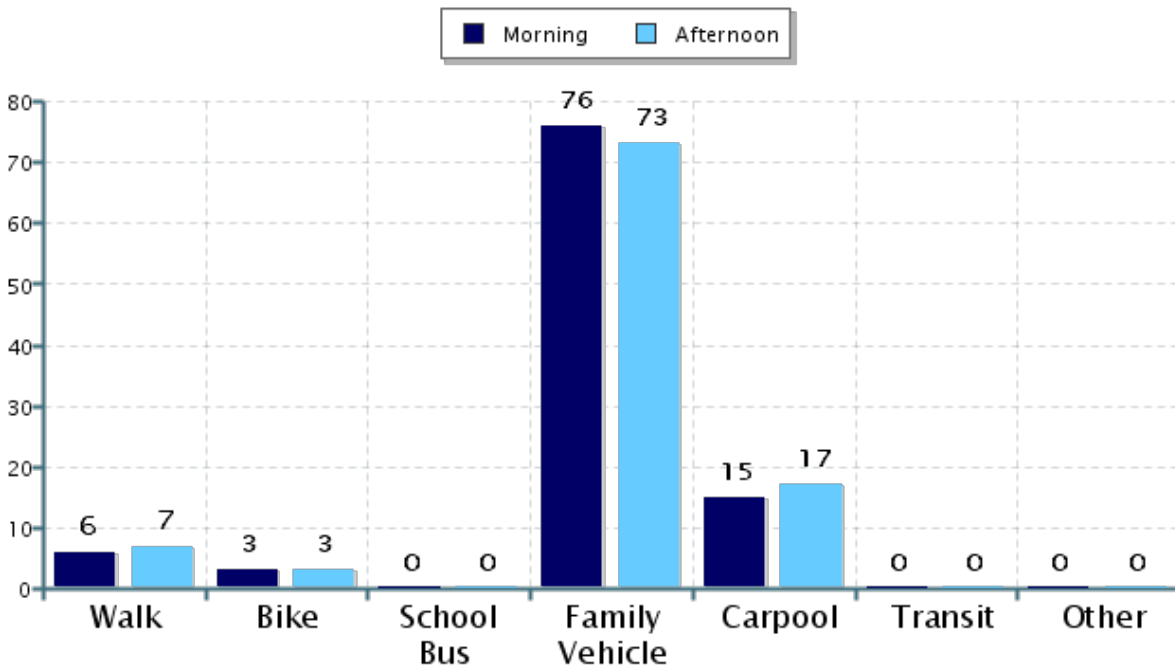
**% of Students reached by SRTS activities:** Don't Know

**Tags:**

**Number of Classrooms  
Included in Report:** 11

This report contains information from your school's classrooms about students' trip to and from school. The data used in this report were collected using the in-class Student Travel Tally questionnaire from the National Center for Safe Routes to School.

## Morning and Afternoon Travel Mode Comparison



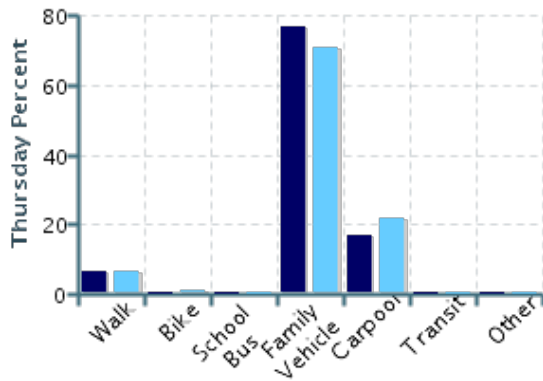
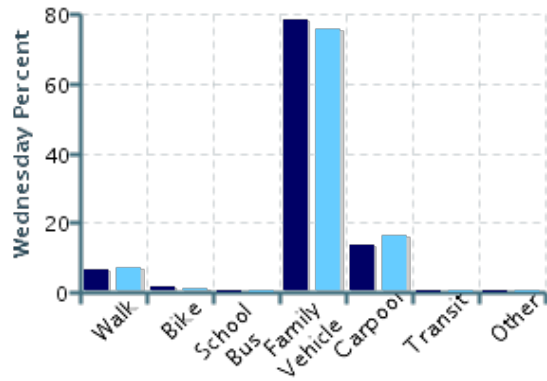
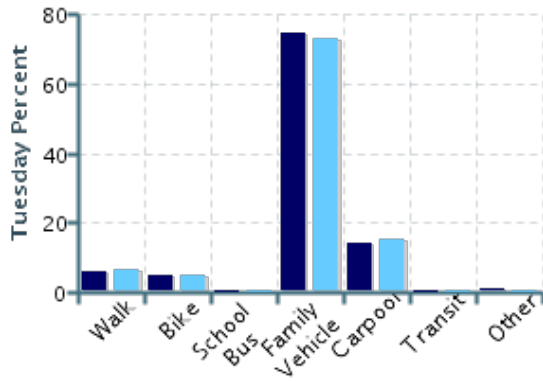
## Morning and Afternoon Travel Mode Comparison

	Number of Trips	Walk	Bike	School Bus	Family Vehicle	Carpool	Transit	Other
Morning	519	6%	3%	0%	76%	15%	0%	0.2%
Afternoon	512	7%	3%	0%	73%	17%	0%	0%

Percentages may not total 100% due to rounding.

## Morning and Afternoon Travel Mode Comparison by Day

■ Morning      ■ Afternoon

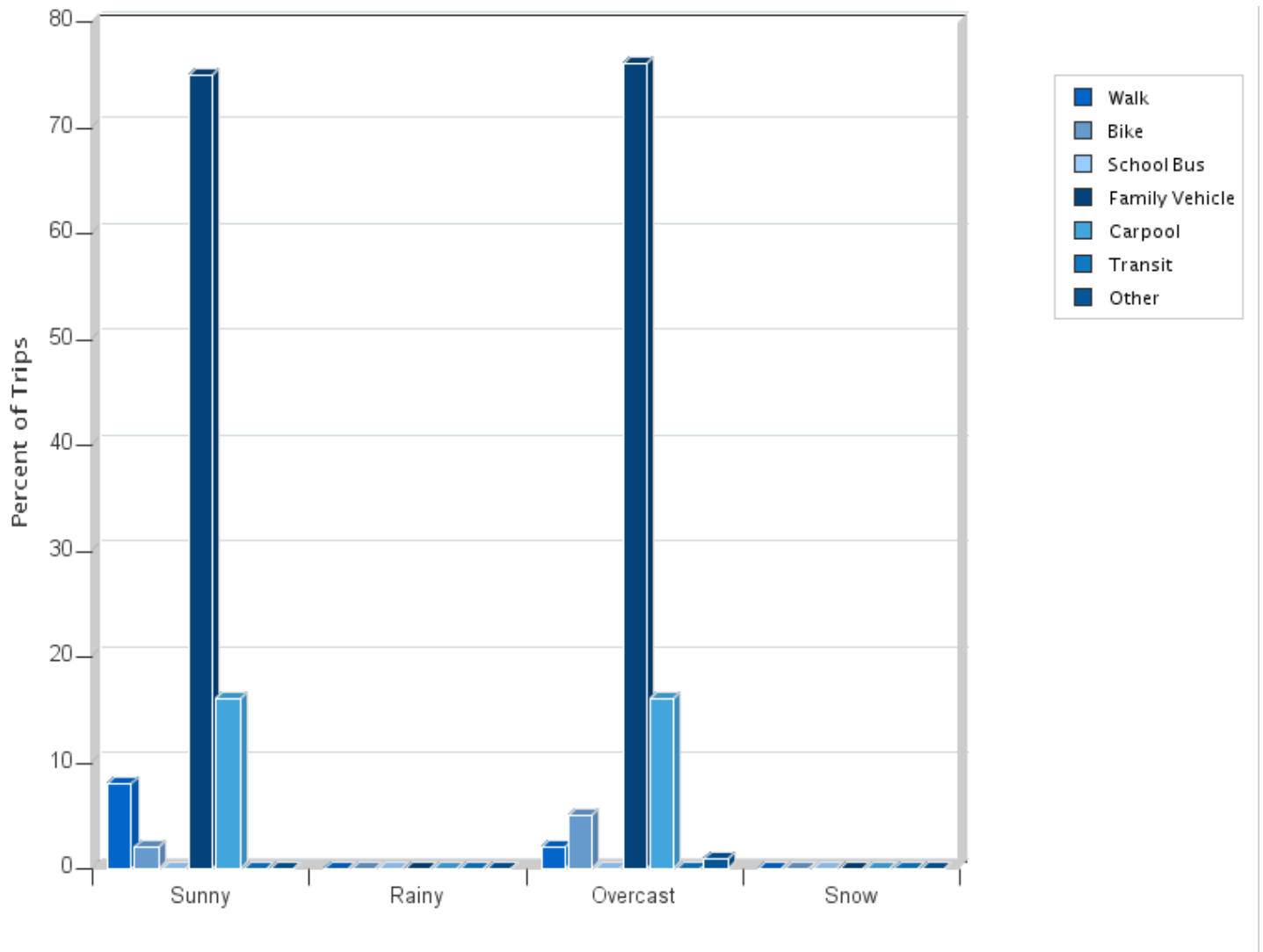


## Morning and Afternoon Travel Mode Comparison by Day

	Number of Trips	Walk	Bike	School Bus	Family Vehicle	Carpool	Transit	Other
Tuesday AM	215	6%	5%	0%	74%	14%	0%	0.5%
Tuesday PM	208	7%	5%	0%	73%	15%	0%	0%
Wednesday AM	184	7%	2%	0%	78%	14%	0%	0%
Wednesday PM	184	7%	1%	0%	76%	16%	0%	0%
Thursday AM	120	7%	0%	0%	77%	17%	0%	0%
Thursday PM	120	7%	0.8%	0%	71%	22%	0%	0%

Percentages may not total 100% due to rounding.

## Travel Mode by Weather Conditions



## Travel Mode by Weather Condition

Weather Condition	Number of Trips	Walk	Bike	School Bus	Family Vehicle	Carpool	Transit	Other
Sunny	837	8%	2%	0%	75%	16%	0%	0%
Rainy	0	0%	0%	0%	0%	0%	0%	0%
Overcast	194	2%	5%	0%	76%	16%	0%	0.5%
Snow	0	0%	0%	0%	0%	0%	0%	0%

Percentages may not total 100% due to rounding.