

# Student Travel Tally Report: One School in One Data Collection Period

**School Name:** St Anselm Catholic

**Set ID:** 23969

**School Group:** Marin Safe Routes to Schools

**Month and Year Collected:** September 2017

**School Enrollment:** 270

**Date Report Generated:** 02/05/2018

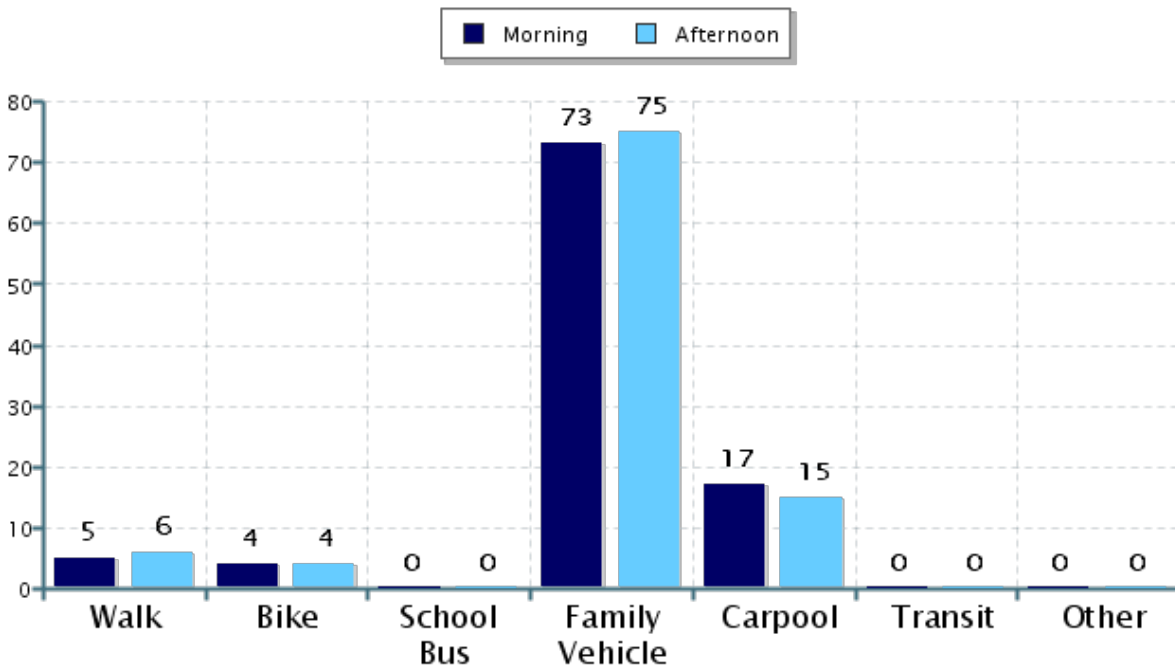
**% of Students reached by SRTS activities:** Don't Know

**Tags:**

**Number of Classrooms  
Included in Report:** 5

This report contains information from your school's classrooms about students' trip to and from school. The data used in this report were collected using the in-class Student Travel Tally questionnaire from the National Center for Safe Routes to School.

## Morning and Afternoon Travel Mode Comparison



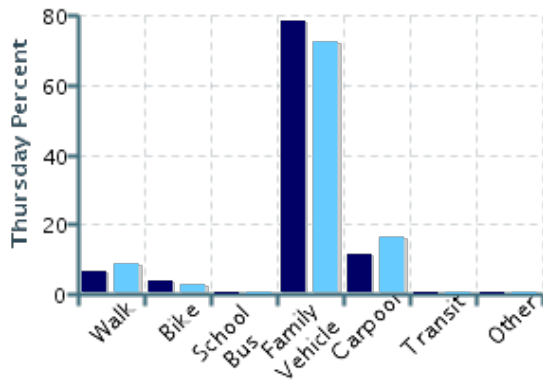
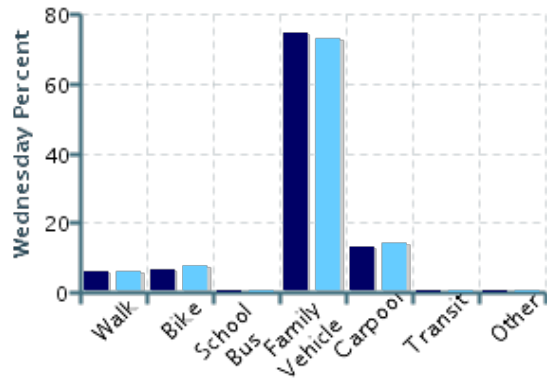
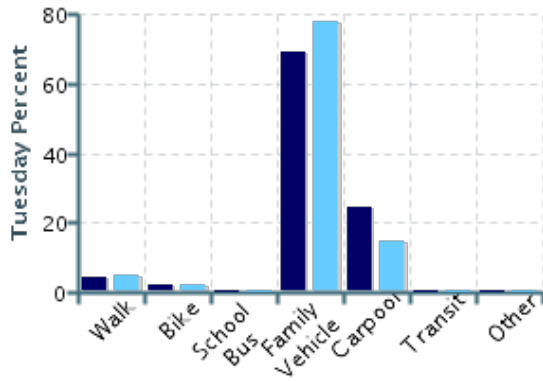
## Morning and Afternoon Travel Mode Comparison

	Number of Trips	Walk	Bike	School Bus	Family Vehicle	Carpool	Transit	Other
Morning	360	5%	4%	0%	73%	17%	0%	0%
Afternoon	356	6%	4%	0%	75%	15%	0%	0%

Percentages may not total 100% due to rounding.

## Morning and Afternoon Travel Mode Comparison by Day

■ Morning ■ Afternoon

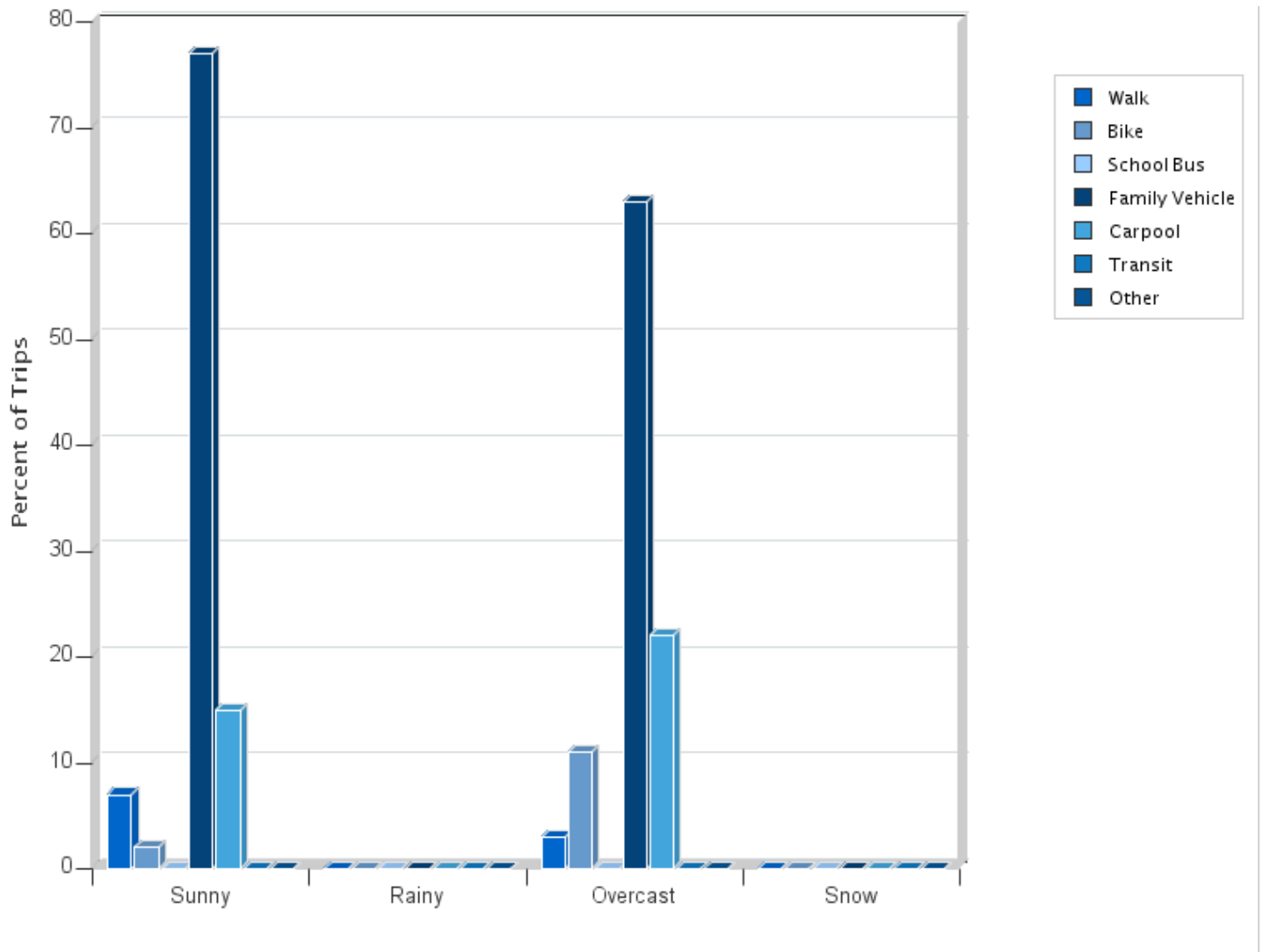


## Morning and Afternoon Travel Mode Comparison by Day

	Number of Trips	Walk	Bike	School Bus	Family Vehicle	Carpool	Transit	Other
Tuesday AM	143	4%	2%	0%	69%	24%	0%	0%
Tuesday PM	141	5%	2%	0%	78%	15%	0%	0%
Wednesday AM	138	6%	7%	0%	75%	13%	0%	0%
Wednesday PM	136	6%	7%	0%	73%	14%	0%	0%
Thursday AM	79	6%	4%	0%	78%	11%	0%	0%
Thursday PM	79	9%	3%	0%	72%	16%	0%	0%

Percentages may not total 100% due to rounding.

## Travel Mode by Weather Conditions



## Travel Mode by Weather Condition

Weather Condition	Number of Trips	Walk	Bike	School Bus	Family Vehicle	Carpool	Transit	Other
Sunny	530	7%	2%	0%	77%	15%	0%	0%
Rainy	0	0%	0%	0%	0%	0%	0%	0%
Overcast	152	3%	11%	0%	63%	22%	0%	0%
Snow	0	0%	0%	0%	0%	0%	0%	0%

Percentages may not total 100% due to rounding.