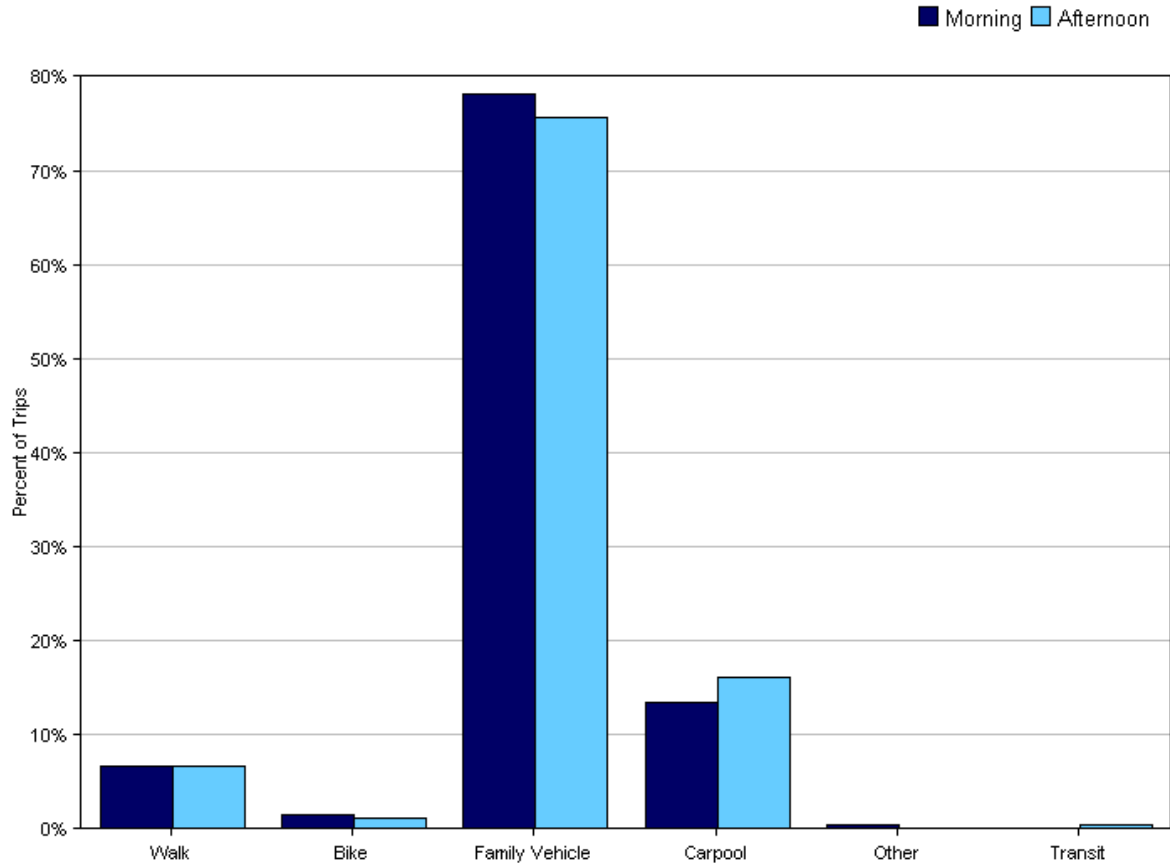


Tally Report

Program Name:	Safe Routes to School	Month and Year Collected:	September 2010
School Name:	St Anselm Catholic	Set ID:	5105
School Enrollment:	370	Date Report Generated:	12/09/2010
Enrollment within Grades Targeted by SRTS Program:	370	Number of Classrooms Included in Report:	8
Number of Classrooms in School:	9		

Morning and Afternoon Travel Mode Comparison

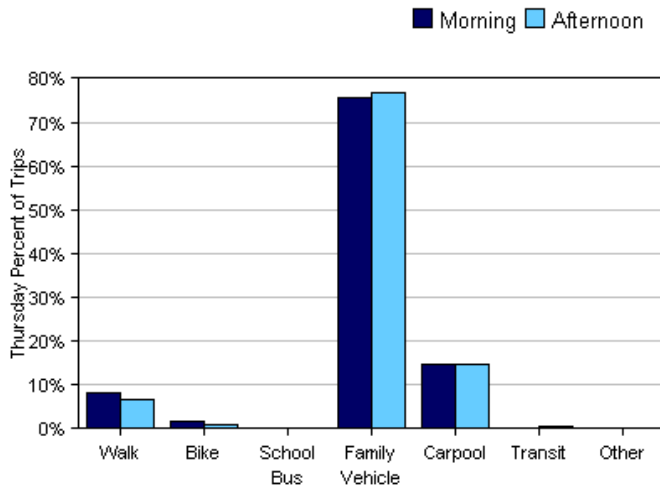
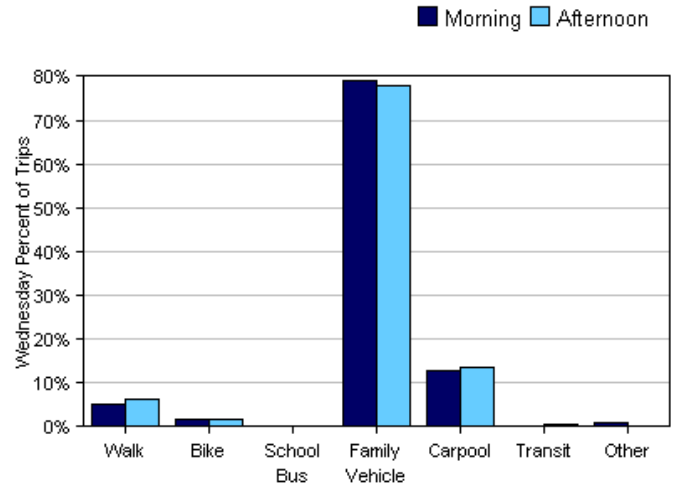
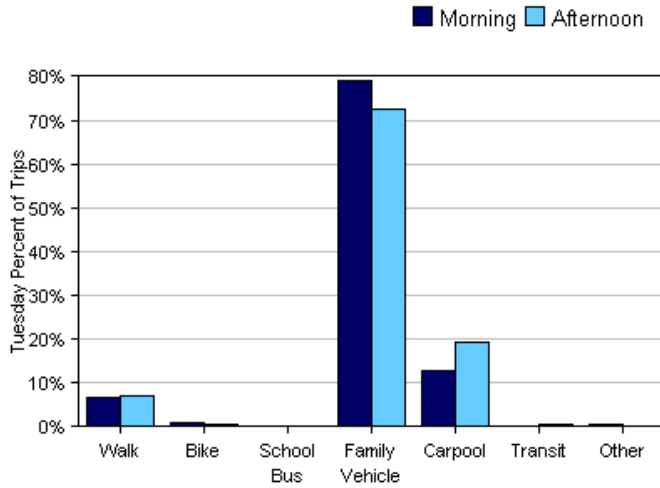


Morning and Afternoon Travel Mode Comparison

	Number of Trips	Walk	Bike	School Bus	Family Vehicle	Carpool	Transit	Other
Morning	620	7%	1%	0%	78%	13%	0%	0.5%
Afternoon	642	7%	1%	0%	76%	16%	0.5%	0%

Percentages may not total 100% due to rounding.

Morning and Afternoon Travel Mode Comparison by Day

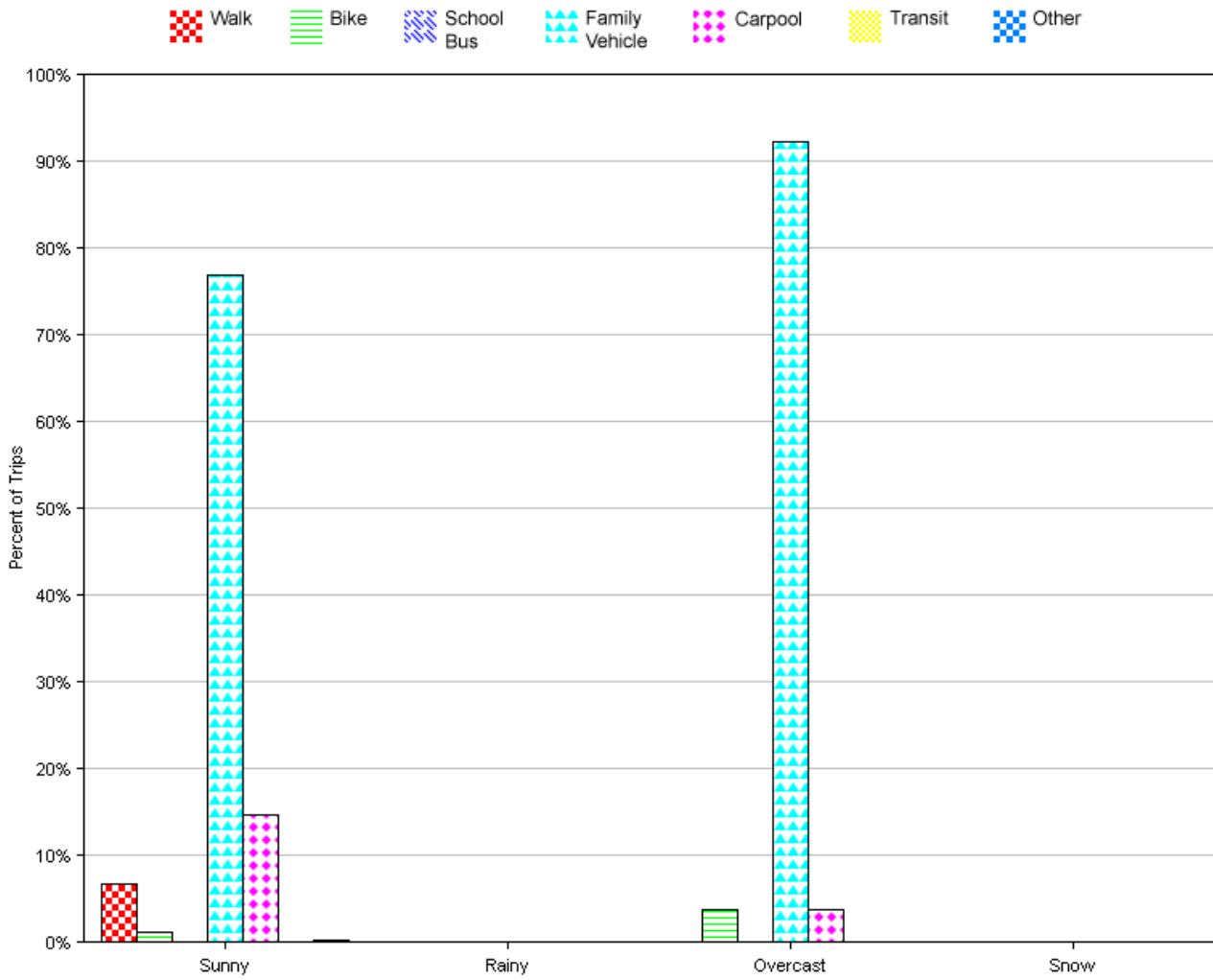


Morning and Afternoon Travel Mode Comparison by Day

	Number of Trips	Walk	Bike	School Bus	Family Vehicle	Carpool	Transit	Other
Tuesday AM	224	7%	0.9%	0%	79%	13%	0%	0.4%
Tuesday PM	222	7%	0.5%	0%	73%	19%	0.5%	0%
Wednesday AM	225	5%	2%	0%	79%	13%	0%	0.9%
Wednesday PM	225	6%	2%	0%	78%	14%	0.4%	0%
Thursday AM	171	8%	2%	0%	75%	15%	0%	0%
Thursday PM	195	7%	1%	0%	77%	15%	0.5%	0%

Percentages may not total 100% due to rounding.

Travel Mode by Weather Conditions



Travel Mode by Weather Condition

Weather Condition	Number of Trips	Walk	Bike	School Bus	Family Vehicle	Carpool	Transit	Other
Sunny	1075	7%	1%	0%	77%	15%	0%	0.3%
Rainy	0	0%	0%	0%	0%	0%	0%	0%
Overcast	26	0%	4%	0%	92%	4%	0%	0%
Snow	0	0%	0%	0%	0%	0%	0%	0%

Percentages may not total 100% due to rounding.