

Student Travel Tally Report: One School in One Data Collection Period

School Name: St. Hilary School

Set ID: 20498

School Group: Marin Safe Routes to Schools

Month and Year Collected: May 2016

School Enrollment: 255

Date Report Generated: 11/25/2016

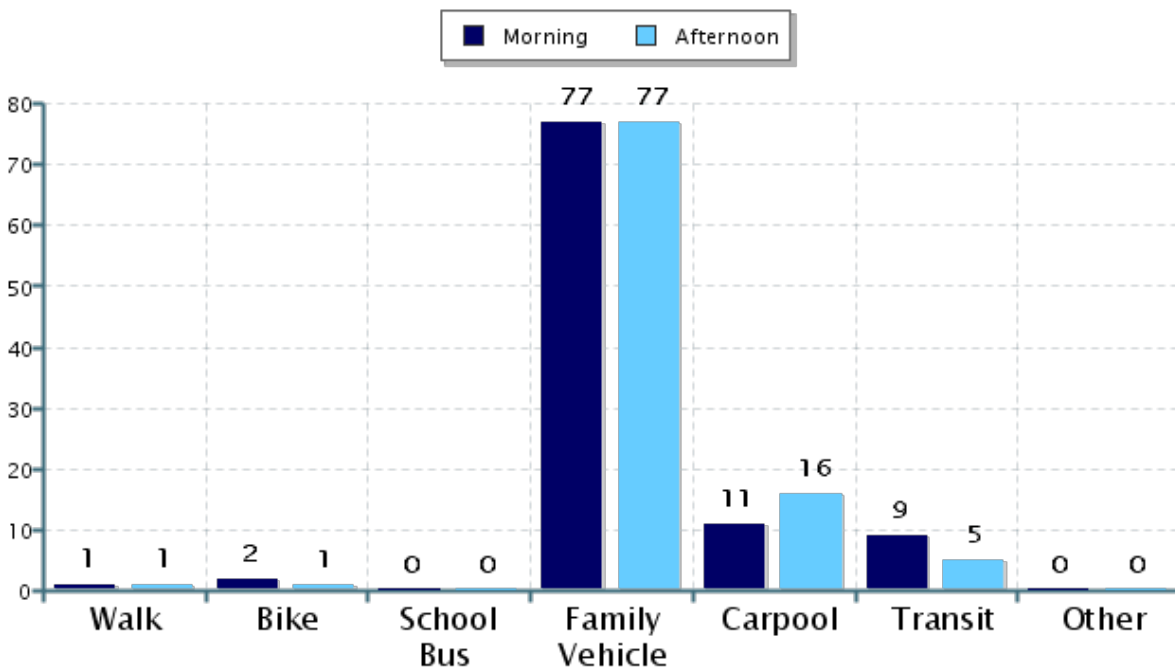
% of Students reached by SRTS activities: Don't Know

Tags: 2016 Spring Student Tally

**Number of Classrooms
Included in Report:** 8

This report contains information from your school's classrooms about students' trip to and from school. The data used in this report were collected using the in-class Student Travel Tally questionnaire from the National Center for Safe Routes to School.

Morning and Afternoon Travel Mode Comparison



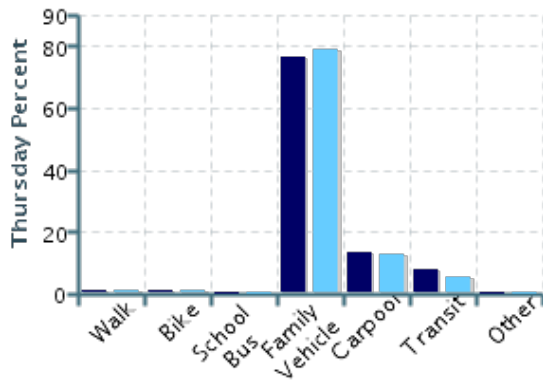
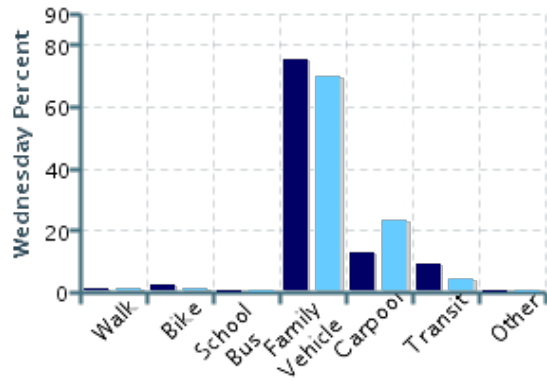
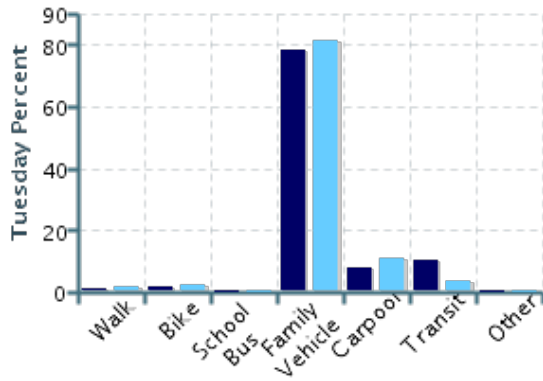
Morning and Afternoon Travel Mode Comparison

	Number of Trips	Walk	Bike	School Bus	Family Vehicle	Carpool	Transit	Other
Morning	627	1%	2%	0%	77%	11%	9%	0%
Afternoon	622	1%	1%	0%	77%	16%	5%	0%

Percentages may not total 100% due to rounding.

Morning and Afternoon Travel Mode Comparison by Day

■ Morning ■ Afternoon

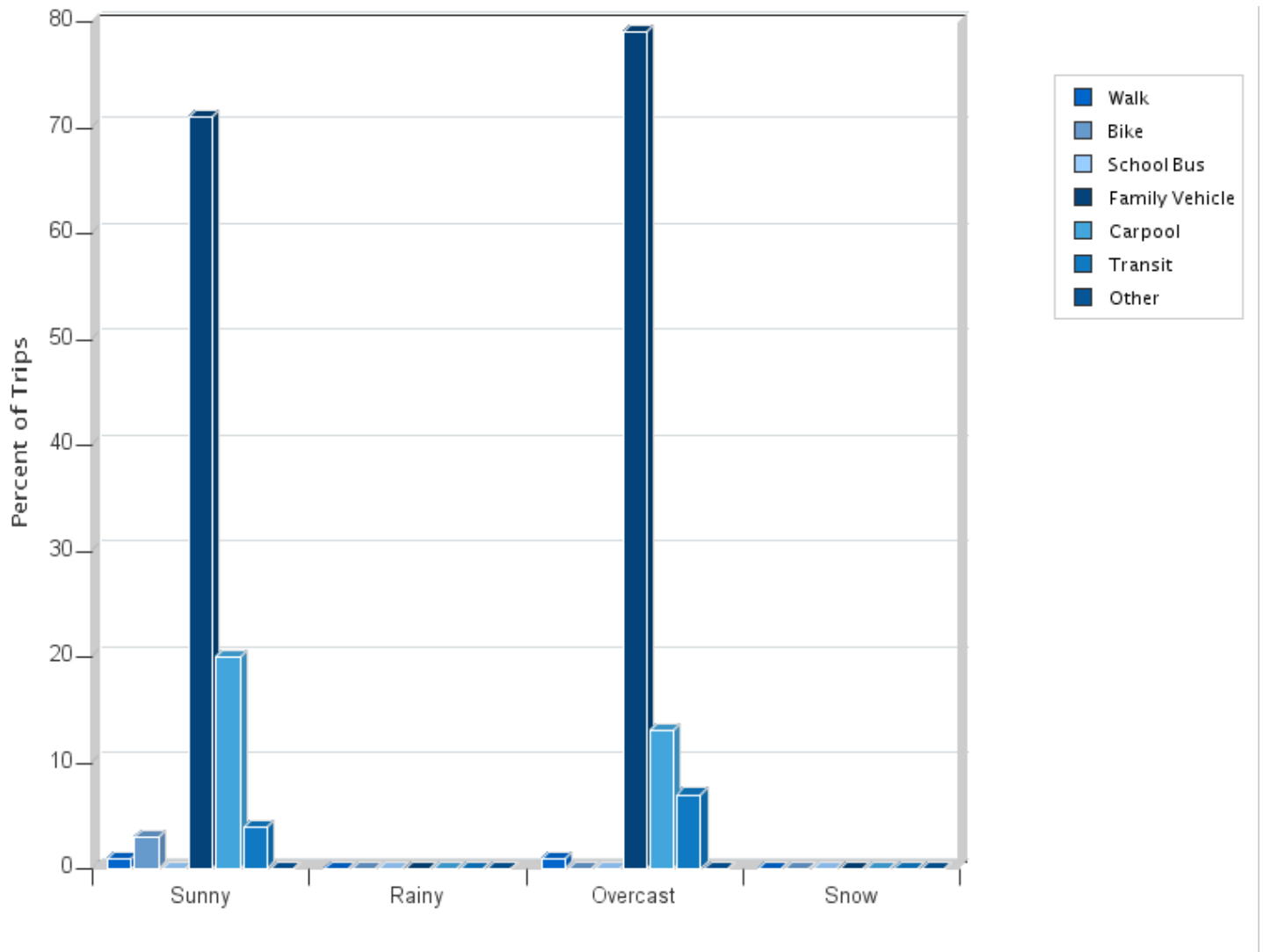


Morning and Afternoon Travel Mode Comparison by Day

	Number of Trips	Walk	Bike	School Bus	Family Vehicle	Carpool	Transit	Other
Tuesday AM	187	1%	2%	0%	79%	8%	10%	0%
Tuesday PM	184	2%	2%	0%	82%	11%	4%	0%
Wednesday AM	222	0.9%	2%	0%	75%	13%	9%	0%
Wednesday PM	217	0.9%	1%	0%	70%	24%	4%	0%
Thursday AM	218	1%	0.9%	0%	77%	13%	8%	0%
Thursday PM	221	1%	0.9%	0%	79%	13%	5%	0%

Percentages may not total 100% due to rounding.

Travel Mode by Weather Conditions



Travel Mode by Weather Condition

Weather Condition	Number of Trips	Walk	Bike	School Bus	Family Vehicle	Carpool	Transit	Other
Sunny	417	1.0%	3%	0%	71%	20%	4%	0%
Rainy	0	0%	0%	0%	0%	0%	0%	0%
Overcast	406	1%	0.5%	0%	79%	13%	7%	0%
Snow	0	0%	0%	0%	0%	0%	0%	0%

Percentages may not total 100% due to rounding.