

Student Travel Tally Report: One School in One Data Collection Period

School Name: Sinaloa Middle School

Set ID: 25208

School Group: Marin Safe Routes to Schools

Month and Year Collected: April 2018

School Enrollment: 791

Date Report Generated: 06/13/2018

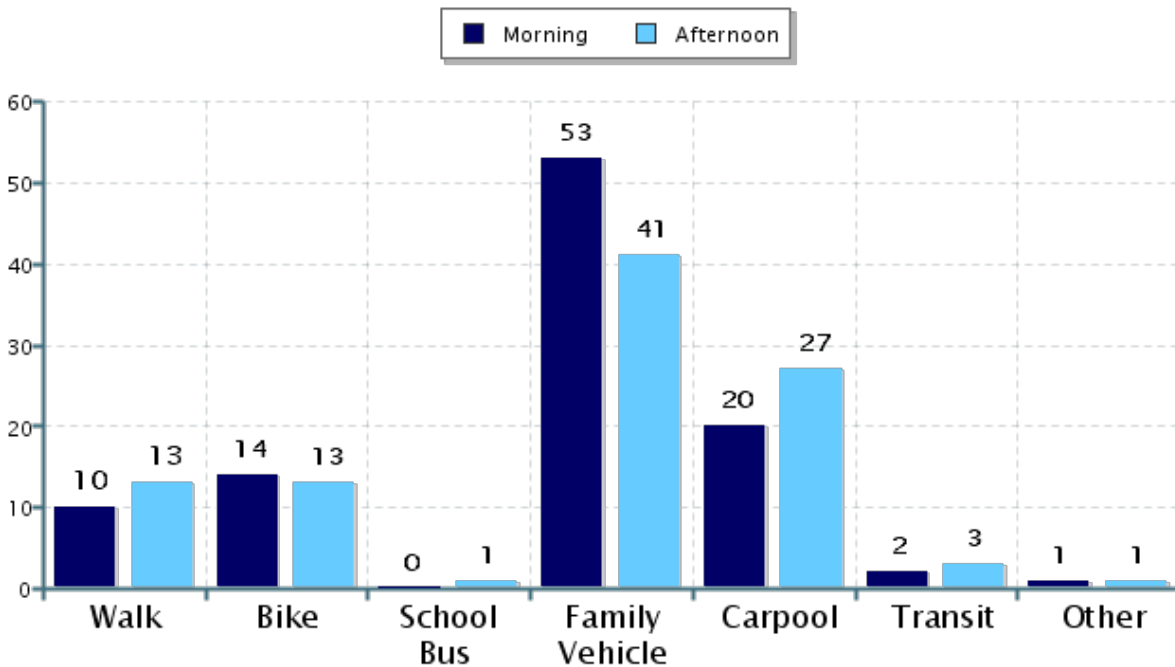
% of Students reached by SRTS activities: Don't Know

Tags:

**Number of Classrooms
Included in Report:** 22

This report contains information from your school's classrooms about students' trip to and from school. The data used in this report were collected using the in-class Student Travel Tally questionnaire from the National Center for Safe Routes to School.

Morning and Afternoon Travel Mode Comparison



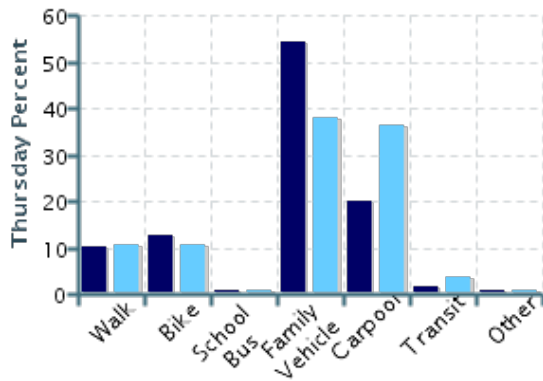
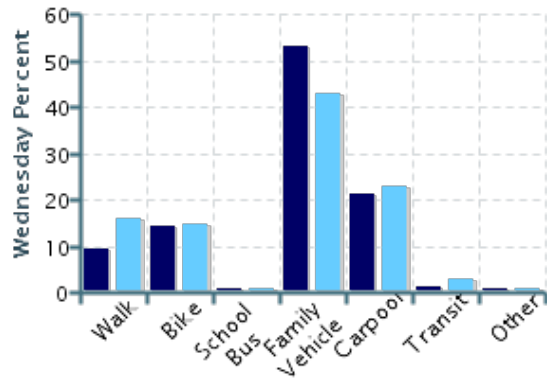
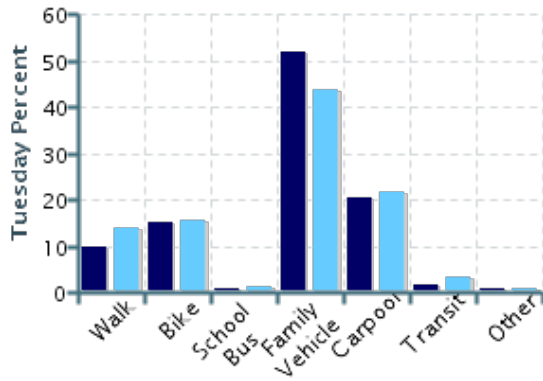
Morning and Afternoon Travel Mode Comparison

	Number of Trips	Walk	Bike	School Bus	Family Vehicle	Carpool	Transit	Other
Morning	1343	10%	14%	0.3%	53%	20%	2%	0.8%
Afternoon	1373	13%	13%	0.7%	41%	27%	3%	0.7%

Percentages may not total 100% due to rounding.

Morning and Afternoon Travel Mode Comparison by Day

■ Morning ■ Afternoon

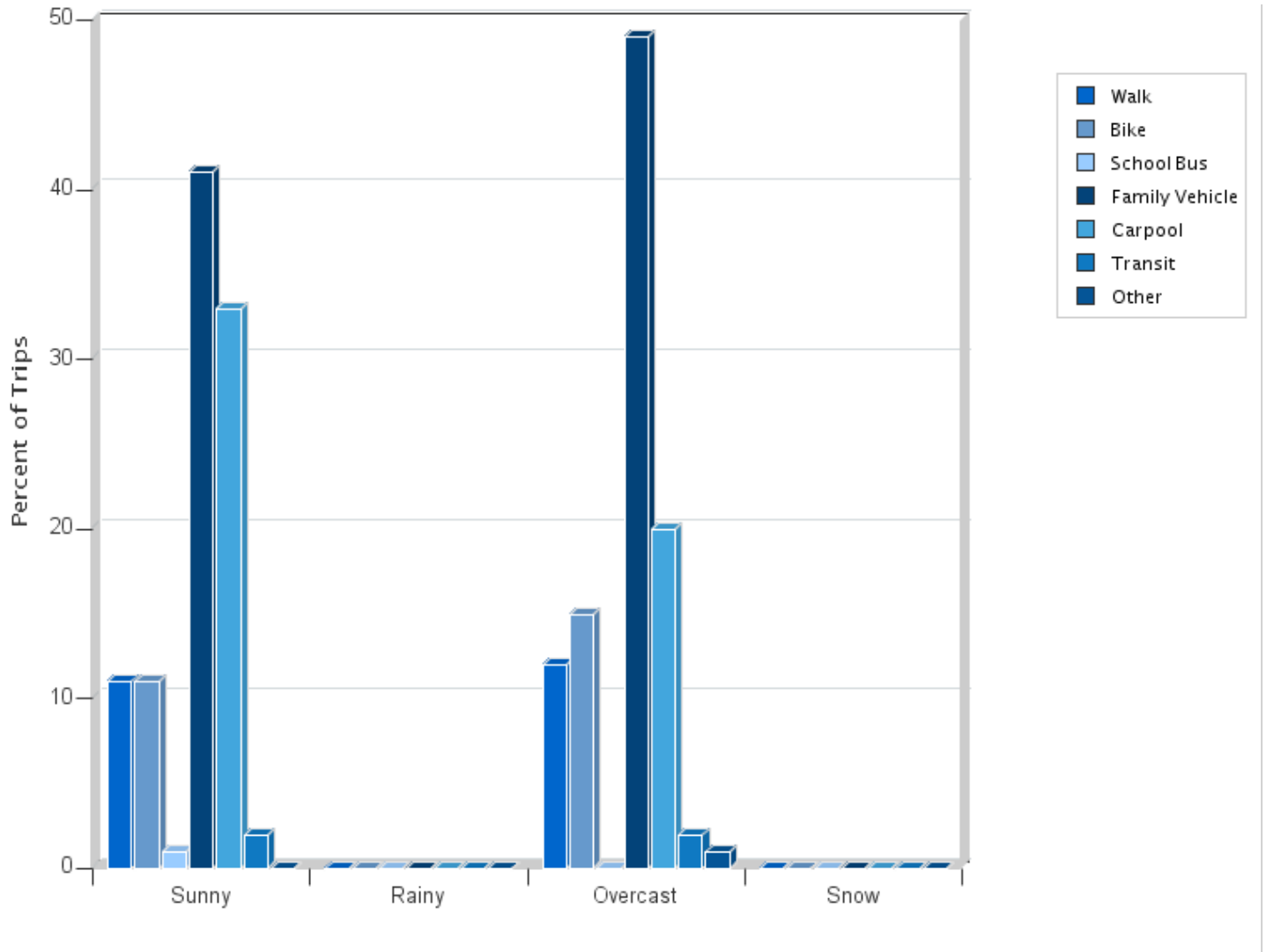


Morning and Afternoon Travel Mode Comparison by Day

	Number of Trips	Walk	Bike	School Bus	Family Vehicle	Carpool	Transit	Other
Tuesday AM	499	10%	15%	0.2%	52%	20%	2%	1%
Tuesday PM	455	14%	16%	1%	44%	22%	3%	0.9%
Wednesday AM	446	9%	14%	0.2%	53%	21%	1%	0.7%
Wednesday PM	424	16%	15%	0.5%	43%	23%	3%	0.7%
Thursday AM	398	10%	13%	0.5%	54%	20%	2%	0.8%
Thursday PM	494	11%	11%	0.4%	38%	36%	4%	0.6%

Percentages may not total 100% due to rounding.

Travel Mode by Weather Conditions



Travel Mode by Weather Condition

Weather Condition	Number of Trips	Walk	Bike	School Bus	Family Vehicle	Carpool	Transit	Other
Sunny	890	11%	11%	0.9%	41%	33%	2%	0.4%
Rainy	0	0%	0%	0%	0%	0%	0%	0%
Overcast	1636	12%	15%	0.3%	49%	20%	2%	1.0%
Snow	0	0%	0%	0%	0%	0%	0%	0%

Percentages may not total 100% due to rounding.