

Student Travel Tally Report: One School in One Data Collection Period

School Name: Sinaloa Middle School

Set ID: 23915

School Group: Marin Safe Routes to Schools

Month and Year Collected: September 2017

School Enrollment: 849

Date Report Generated: 02/05/2018

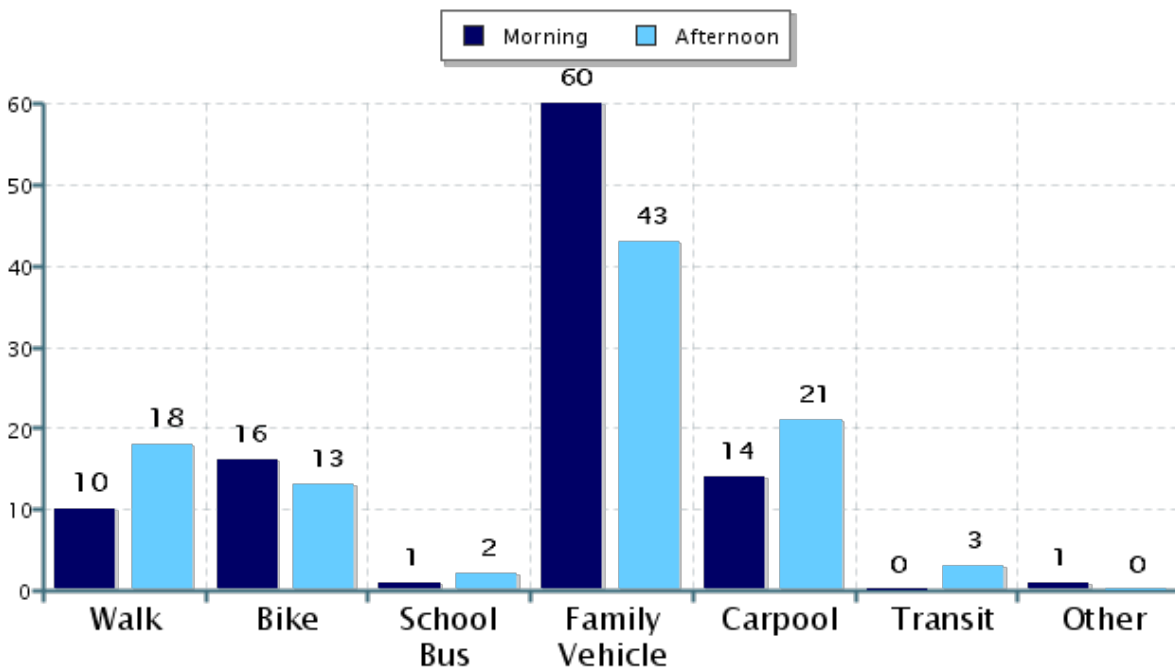
% of Students reached by SRTS activities: Don't Know

Tags:

**Number of Classrooms
Included in Report:** 7

This report contains information from your school's classrooms about students' trip to and from school. The data used in this report were collected using the in-class Student Travel Tally questionnaire from the National Center for Safe Routes to School.

Morning and Afternoon Travel Mode Comparison



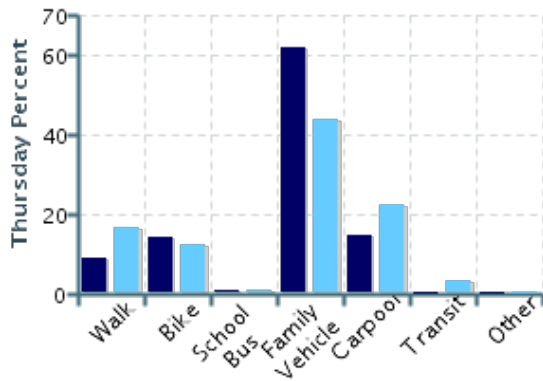
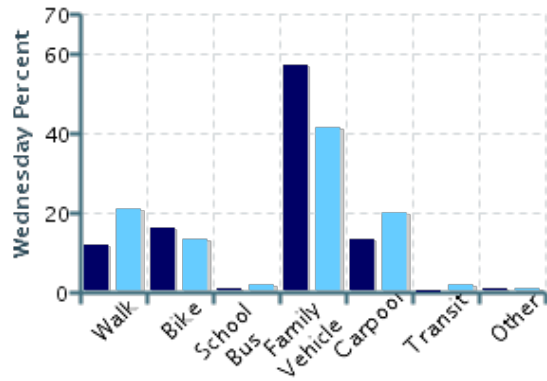
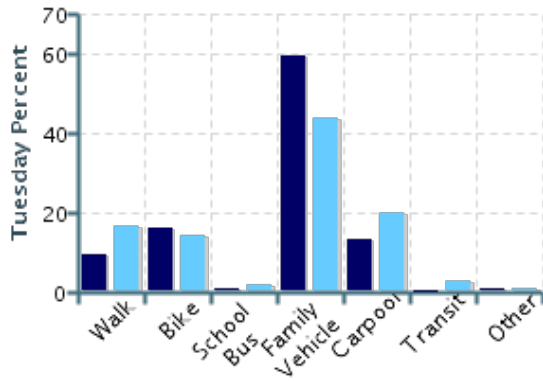
Morning and Afternoon Travel Mode Comparison

	Number of Trips	Walk	Bike	School Bus	Family Vehicle	Carpool	Transit	Other
Morning	591	10%	16%	0.5%	60%	14%	0%	0.5%
Afternoon	514	18%	13%	2%	43%	21%	3%	0.4%

Percentages may not total 100% due to rounding.

Morning and Afternoon Travel Mode Comparison by Day

■ Morning ■ Afternoon

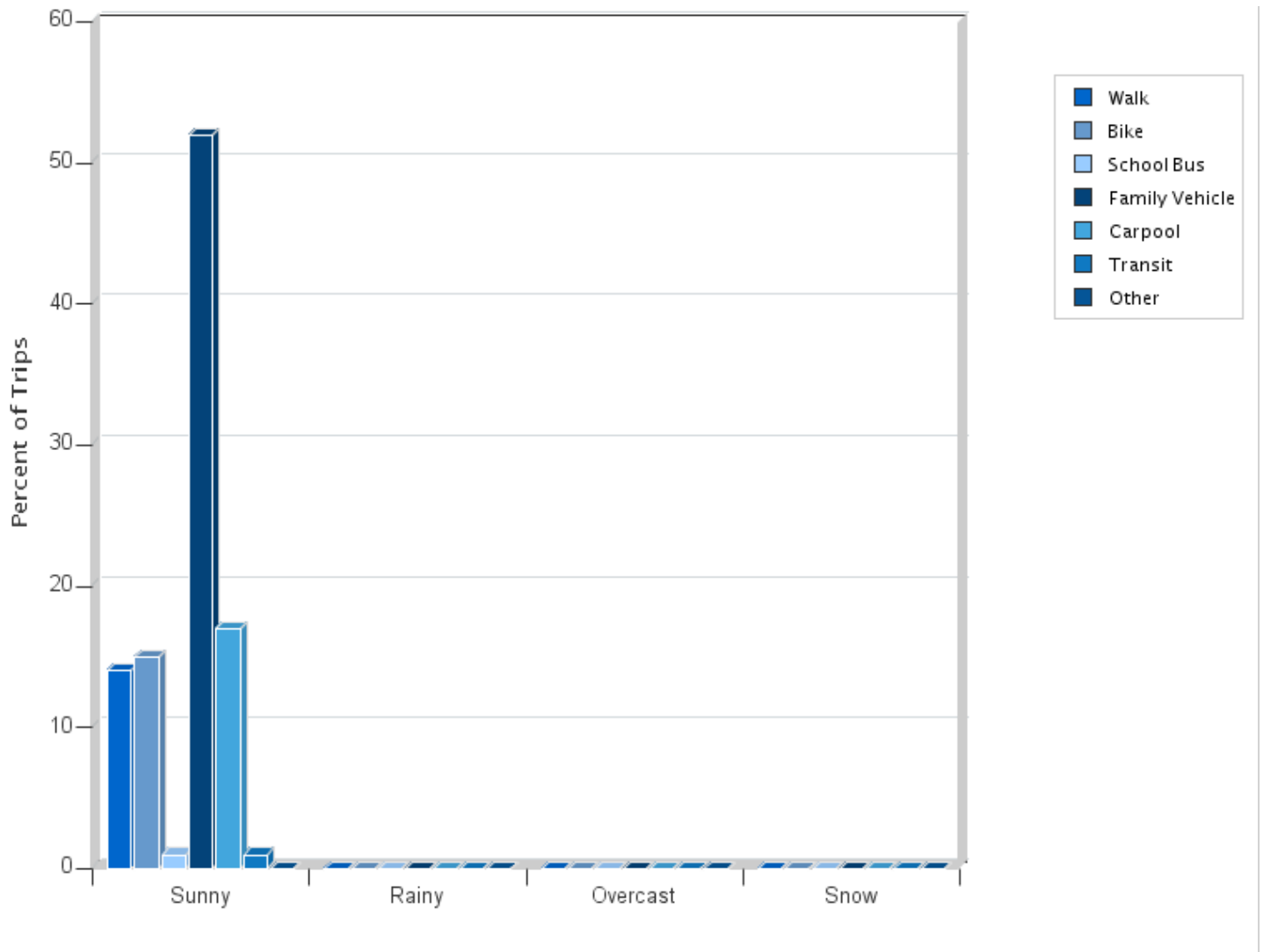


Morning and Afternoon Travel Mode Comparison by Day

	Number of Trips	Walk	Bike	School Bus	Family Vehicle	Carpool	Transit	Other
Tuesday AM	196	10%	16%	0.5%	60%	13%	0%	0.5%
Tuesday PM	174	17%	14%	2%	44%	20%	3%	0.6%
Wednesday AM	196	12%	16%	0.5%	57%	13%	0%	1%
Wednesday PM	171	21%	13%	2%	42%	20%	2%	0.6%
Thursday AM	199	9%	14%	0.5%	62%	15%	0%	0%
Thursday PM	169	17%	12%	1%	44%	22%	4%	0%

Percentages may not total 100% due to rounding.

Travel Mode by Weather Conditions



Travel Mode by Weather Condition

Weather Condition	Number of Trips	Walk	Bike	School Bus	Family Vehicle	Carpool	Transit	Other
Sunny	1105	14%	15%	1.0%	52%	17%	1%	0.5%
Rainy	0	0%	0%	0%	0%	0%	0%	0%
Overcast	0	0%	0%	0%	0%	0%	0%	0%
Snow	0	0%	0%	0%	0%	0%	0%	0%

Percentages may not total 100% due to rounding.