

Student Travel Tally Report: One School in One Data Collection Period

School Name: Sinaloa Middle School

Set ID: 18704

School Group: Marin Safe Routes to Schools

Month and Year Collected: September 2015

School Enrollment: 849

Date Report Generated: 12/29/2015

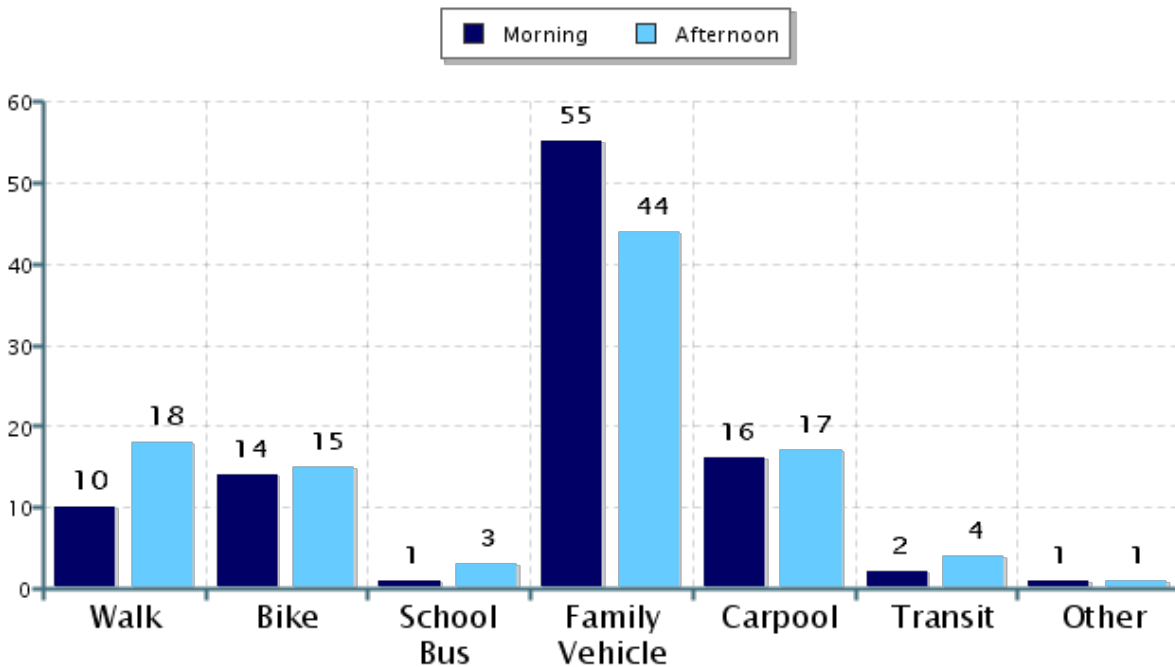
% of Students reached by SRTS activities: Don't Know

Tags:

**Number of Classrooms
Included in Report:** 28

This report contains information from your school's classrooms about students' trip to and from school. The data used in this report were collected using the in-class Student Travel Tally questionnaire from the National Center for Safe Routes to School.

Morning and Afternoon Travel Mode Comparison



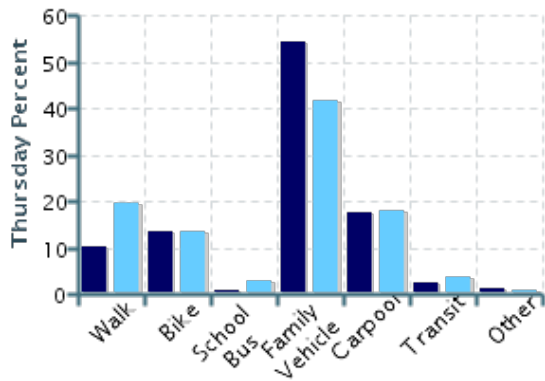
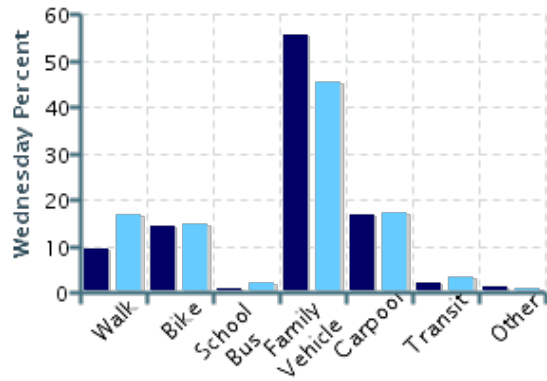
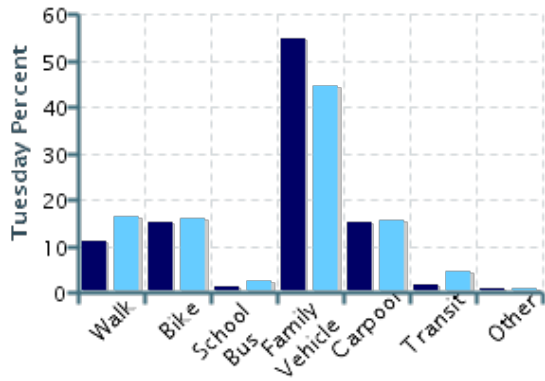
Morning and Afternoon Travel Mode Comparison

	Number of Trips	Walk	Bike	School Bus	Family Vehicle	Carpool	Transit	Other
Morning	2051	10%	14%	1.0%	55%	16%	2%	1%
Afternoon	1916	18%	15%	3%	44%	17%	4%	0.8%

Percentages may not total 100% due to rounding.

Morning and Afternoon Travel Mode Comparison by Day

■ Morning ■ Afternoon

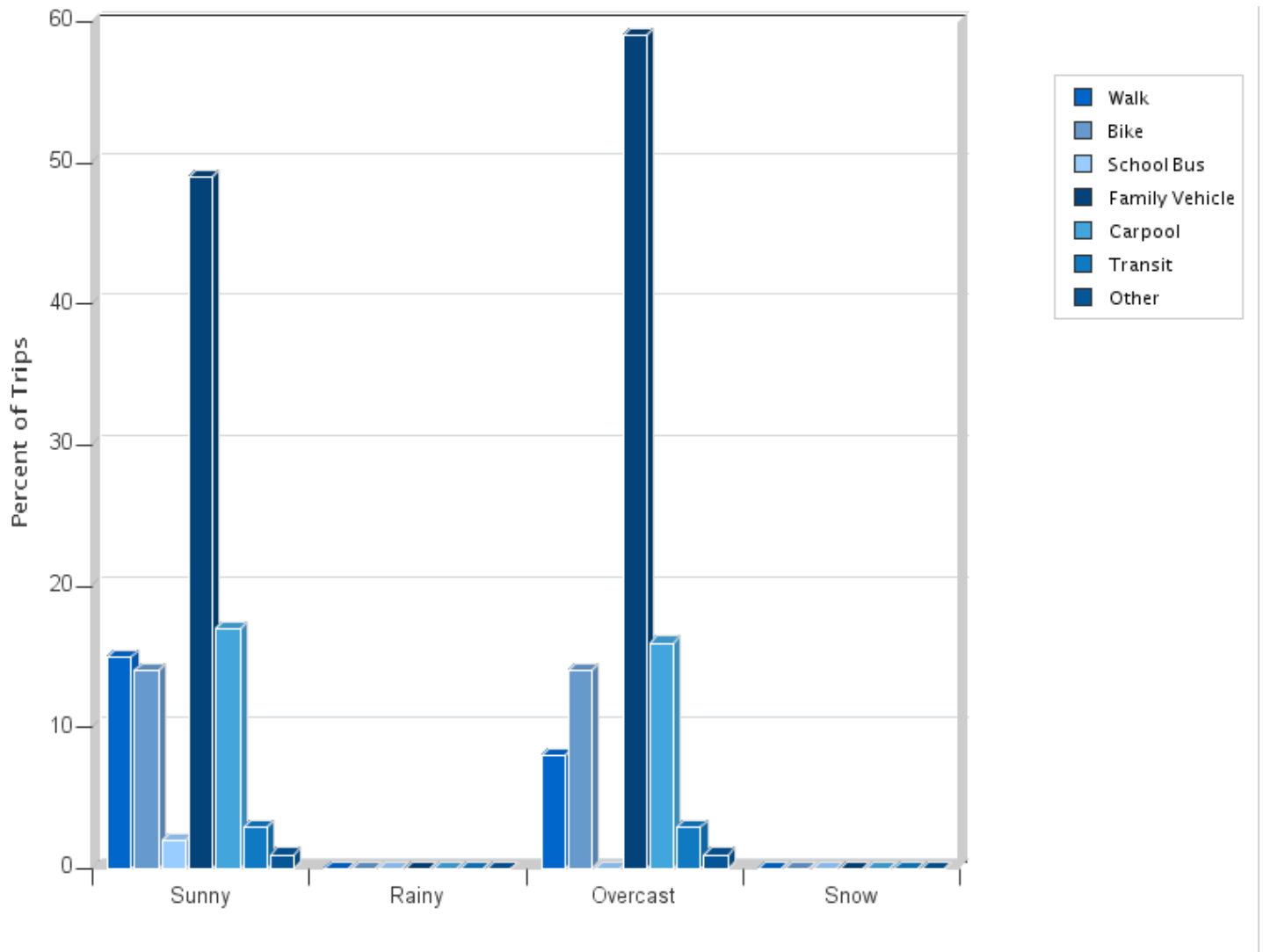


Morning and Afternoon Travel Mode Comparison by Day

	Number of Trips	Walk	Bike	School Bus	Family Vehicle	Carpool	Transit	Other
Tuesday AM	687	11%	15%	1%	55%	15%	2%	1%
Tuesday PM	652	16%	16%	3%	45%	16%	4%	0.6%
Wednesday AM	695	9%	14%	1%	56%	17%	2%	1%
Wednesday PM	648	17%	15%	2%	45%	17%	3%	0.8%
Thursday AM	669	10%	14%	0.7%	54%	17%	2%	1%
Thursday PM	616	20%	13%	3%	42%	18%	4%	1.0%

Percentages may not total 100% due to rounding.

Travel Mode by Weather Conditions



Travel Mode by Weather Condition

Weather Condition	Number of Trips	Walk	Bike	School Bus	Family Vehicle	Carpool	Transit	Other
Sunny	3291	15%	14%	2%	49%	17%	3%	1%
Rainy	0	0%	0%	0%	0%	0%	0%	0%
Overcast	194	8%	14%	0%	59%	16%	3%	0.5%
Snow	0	0%	0%	0%	0%	0%	0%	0%

Percentages may not total 100% due to rounding.