

Student Travel Tally Report: One School in One Data Collection Period

School Name: San Ramon Elementary School

Set ID: 17921

School Group: Marin Safe Routes to Schools

Month and Year Collected: May 2015

School Enrollment: 472

Date Report Generated: 09/22/2015

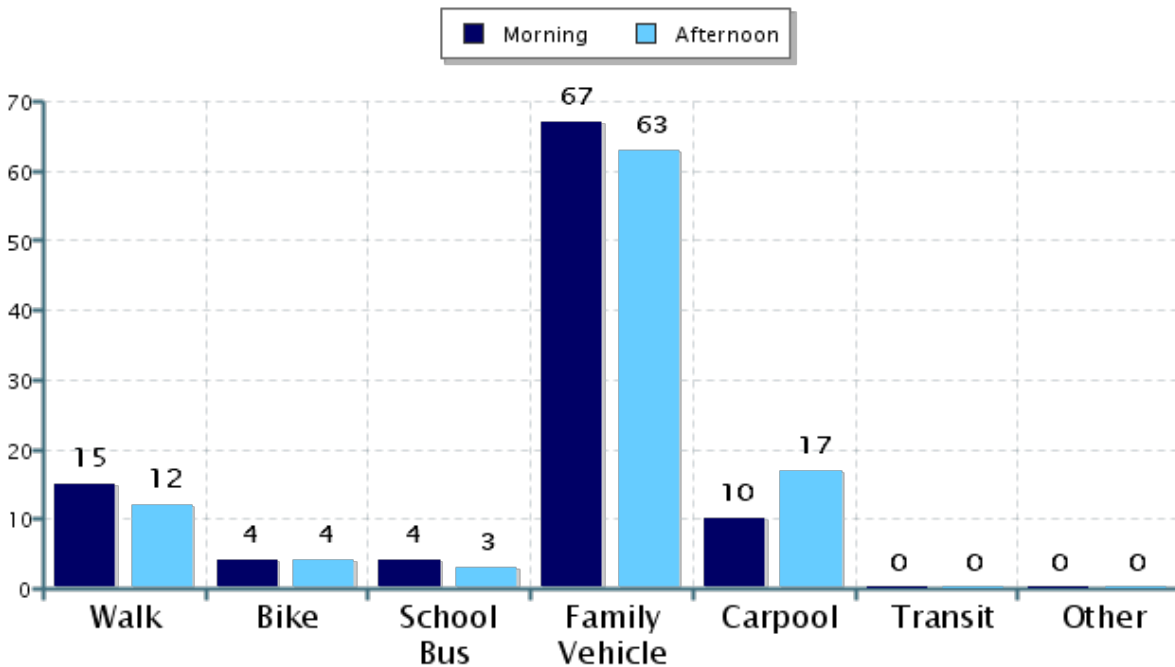
% of Students reached by SRTS activities: 76-100%

Tags:

**Number of Classrooms
Included in Report:** 16

This report contains information from your school's classrooms about students' trip to and from school. The data used in this report were collected using the in-class Student Travel Tally questionnaire from the National Center for Safe Routes to School.

Morning and Afternoon Travel Mode Comparison



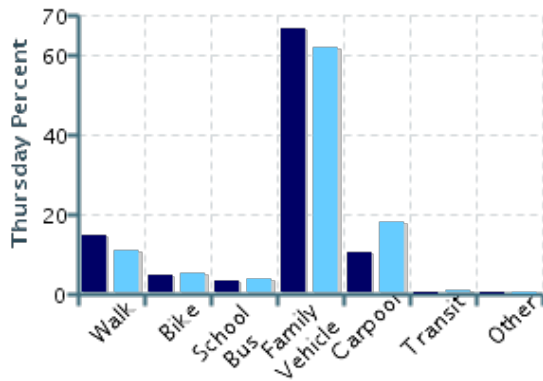
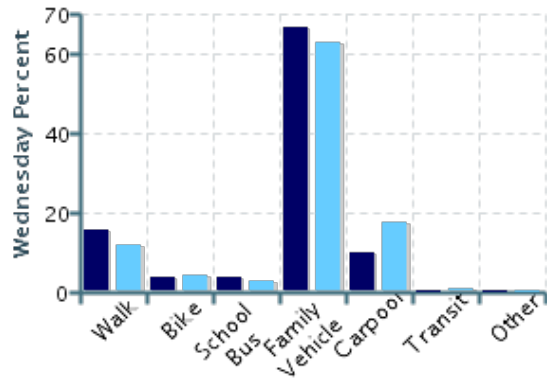
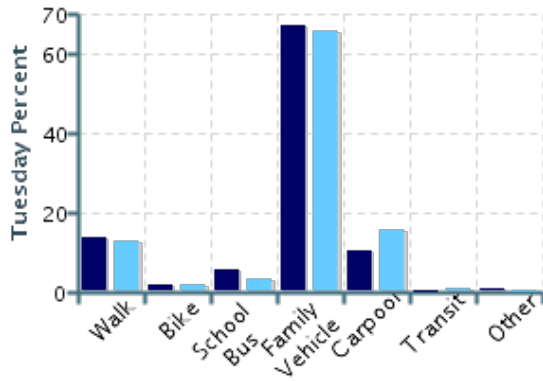
Morning and Afternoon Travel Mode Comparison

	Number of Trips	Walk	Bike	School Bus	Family Vehicle	Carpool	Transit	Other
Morning	983	15%	4%	4%	67%	10%	0%	0.1%
Afternoon	883	12%	4%	3%	63%	17%	0.3%	0%

Percentages may not total 100% due to rounding.

Morning and Afternoon Travel Mode Comparison by Day

■ Morning ■ Afternoon

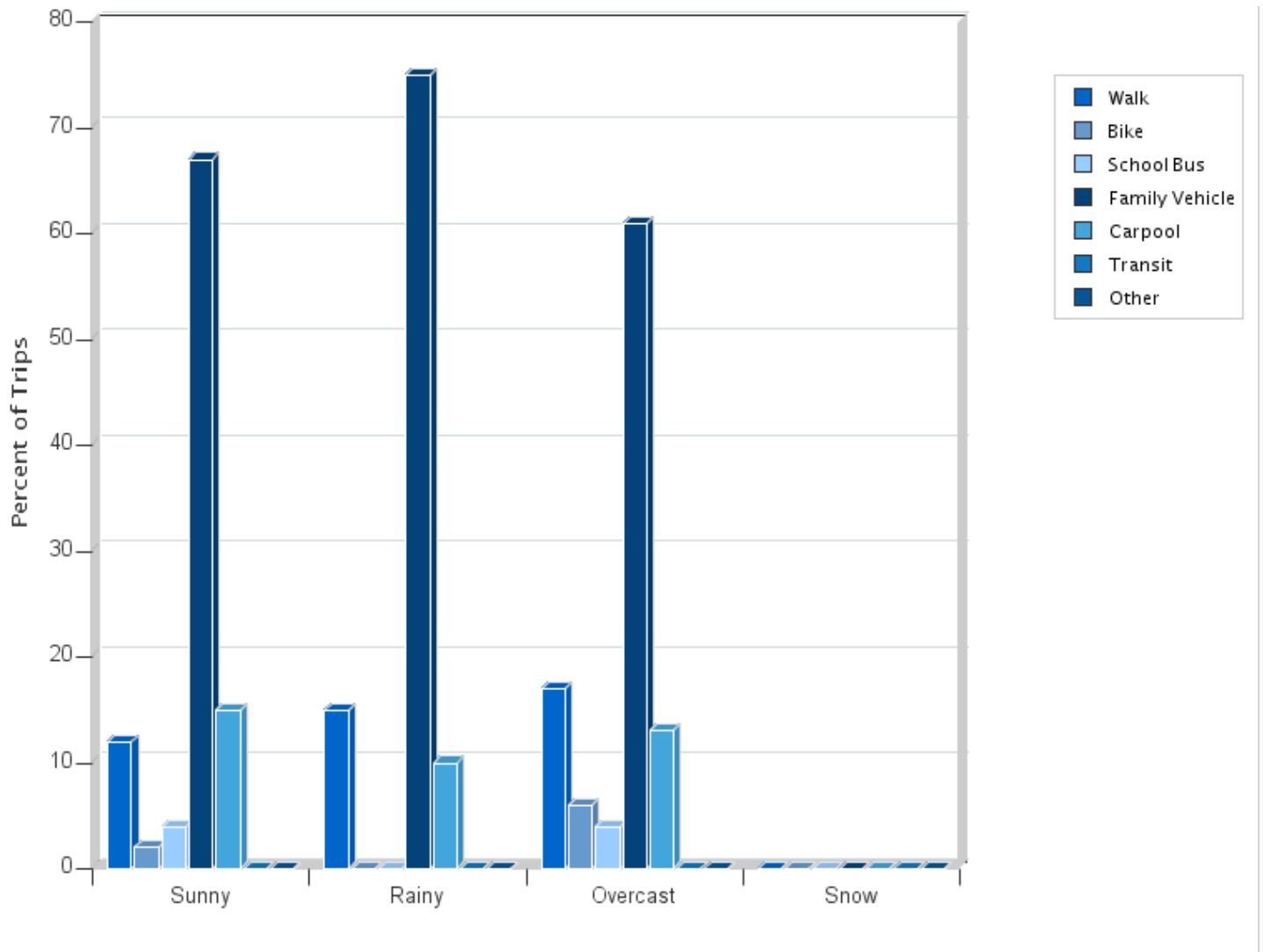


Morning and Afternoon Travel Mode Comparison by Day

	Number of Trips	Walk	Bike	School Bus	Family Vehicle	Carpool	Transit	Other
Tuesday AM	328	14%	2%	6%	67%	10%	0%	0.3%
Tuesday PM	290	13%	2%	3%	66%	16%	0.3%	0%
Wednesday AM	353	16%	4%	4%	67%	10%	0%	0%
Wednesday PM	332	12%	5%	3%	63%	17%	0.3%	0%
Thursday AM	302	15%	5%	3%	67%	10%	0%	0%
Thursday PM	261	11%	5%	4%	62%	18%	0.4%	0%

Percentages may not total 100% due to rounding.

Travel Mode by Weather Conditions



Travel Mode by Weather Condition

Weather Condition	Number of Trips	Walk	Bike	School Bus	Family Vehicle	Carpool	Transit	Other
Sunny	1050	12%	2%	4%	67%	15%	0.2%	0.1%
Rainy	20	15%	0%	0%	75%	10%	0%	0%
Overcast	727	17%	6%	4%	61%	13%	0.1%	0%
Snow	0	0%	0%	0%	0%	0%	0%	0%

Percentages may not total 100% due to rounding.