

Student Travel Tally Report: One School in One Data Collection Period

School Name: San Jose Middle School

Set ID: 22602

School Group: Marin Safe Routes to Schools

Month and Year Collected: May 2017

School Enrollment: 760

Date Report Generated: 06/28/2017

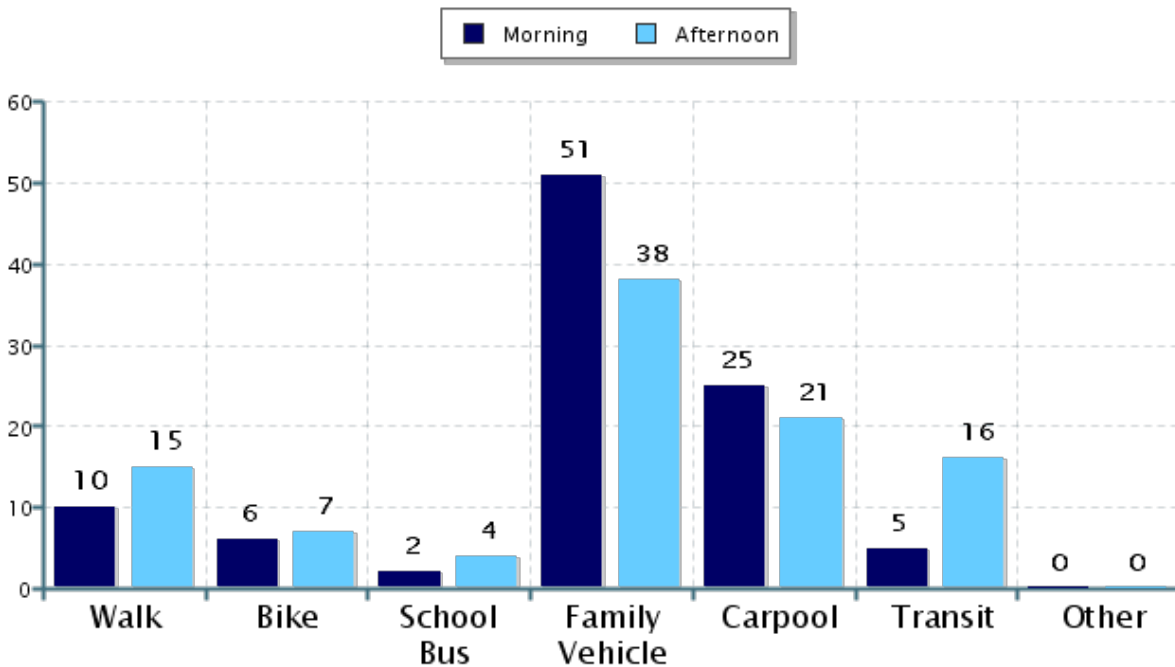
% of Students reached by SRTS activities: Don't Know

Tags:

**Number of Classrooms
Included in Report:** 20

This report contains information from your school's classrooms about students' trip to and from school. The data used in this report were collected using the in-class Student Travel Tally questionnaire from the National Center for Safe Routes to School.

Morning and Afternoon Travel Mode Comparison



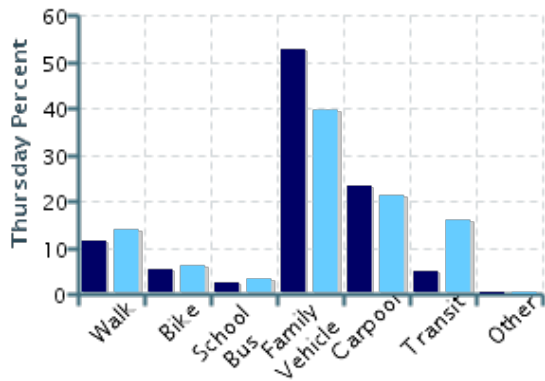
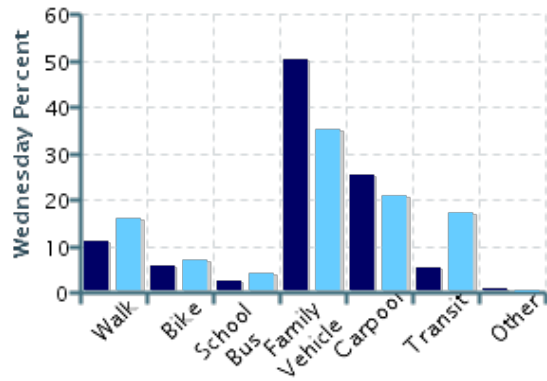
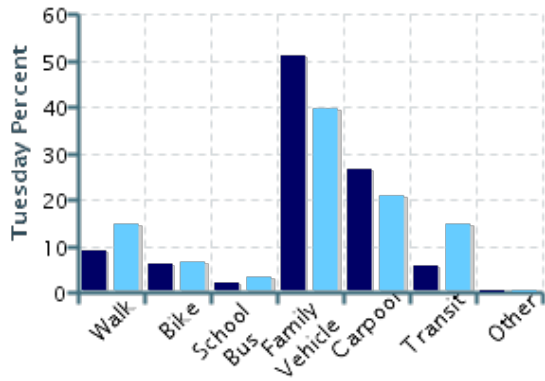
Morning and Afternoon Travel Mode Comparison

	Number of Trips	Walk	Bike	School Bus	Family Vehicle	Carpool	Transit	Other
Morning	1077	10%	6%	2%	51%	25%	5%	0.1%
Afternoon	976	15%	7%	4%	38%	21%	16%	0%

Percentages may not total 100% due to rounding.

Morning and Afternoon Travel Mode Comparison by Day

■ Morning ■ Afternoon

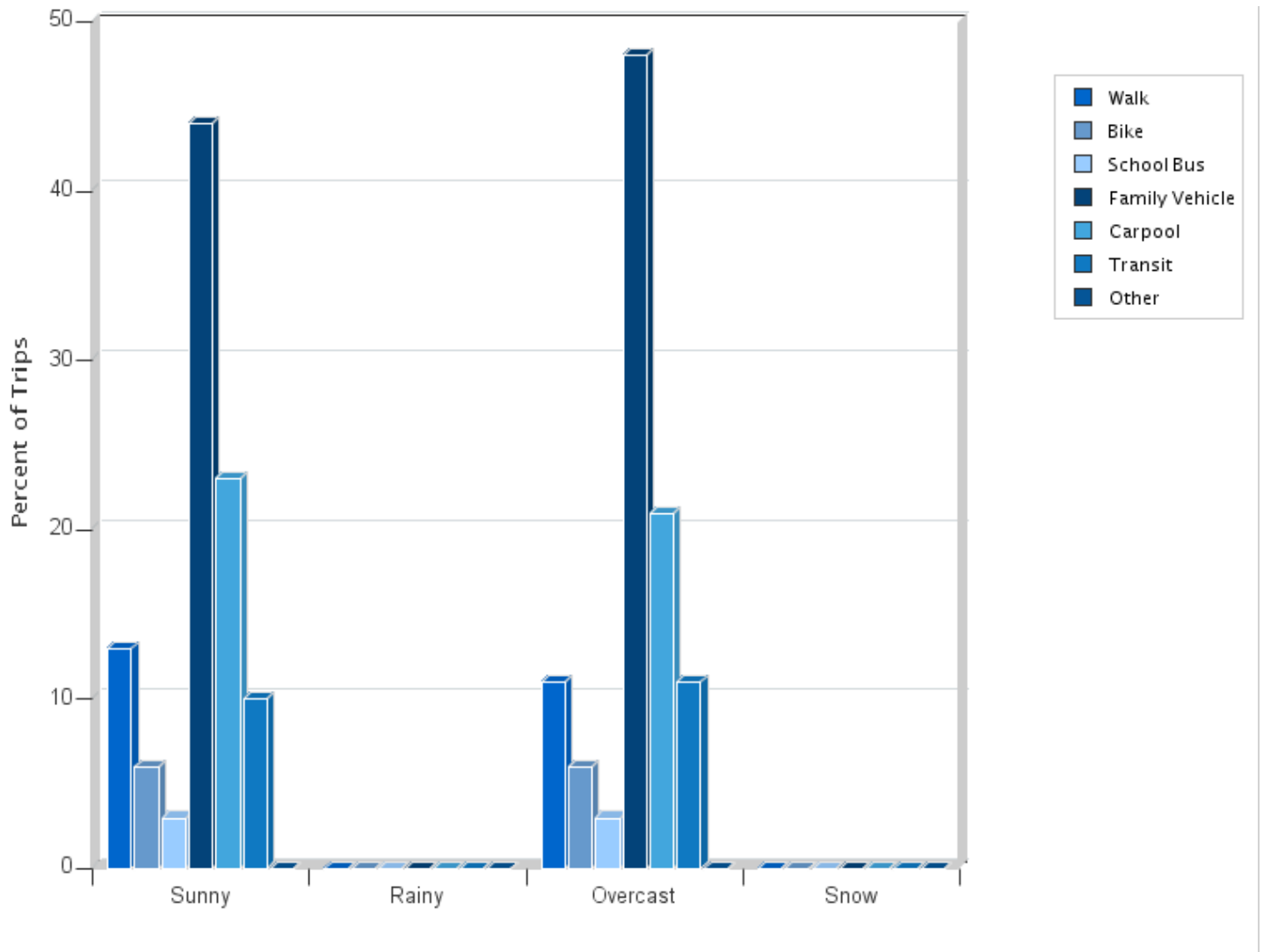


Morning and Afternoon Travel Mode Comparison by Day

	Number of Trips	Walk	Bike	School Bus	Family Vehicle	Carpool	Transit	Other
Tuesday AM	379	9%	6%	2%	51%	26%	6%	0%
Tuesday PM	323	15%	7%	3%	40%	21%	15%	0%
Wednesday AM	366	11%	6%	2%	50%	25%	5%	0.3%
Wednesday PM	329	16%	7%	4%	35%	21%	17%	0%
Thursday AM	332	11%	5%	2%	53%	23%	5%	0%
Thursday PM	324	14%	6%	3%	40%	21%	16%	0%

Percentages may not total 100% due to rounding.

Travel Mode by Weather Conditions



Travel Mode by Weather Condition

Weather Condition	Number of Trips	Walk	Bike	School Bus	Family Vehicle	Carpool	Transit	Other
Sunny	1728	13%	6%	3%	44%	23%	10%	0.1%
Rainy	0	0%	0%	0%	0%	0%	0%	0%
Overcast	325	11%	6%	3%	48%	21%	11%	0%
Snow	0	0%	0%	0%	0%	0%	0%	0%

Percentages may not total 100% due to rounding.