

# Student Travel Tally Report: One School in One Data Collection Period

**School Name:** San Dominico

**Set ID:** 20511

**School Group:** Marin Safe Routes to Schools

**Month and Year Collected:** May 2016

**School Enrollment:** 620

**Date Report Generated:** 11/25/2016

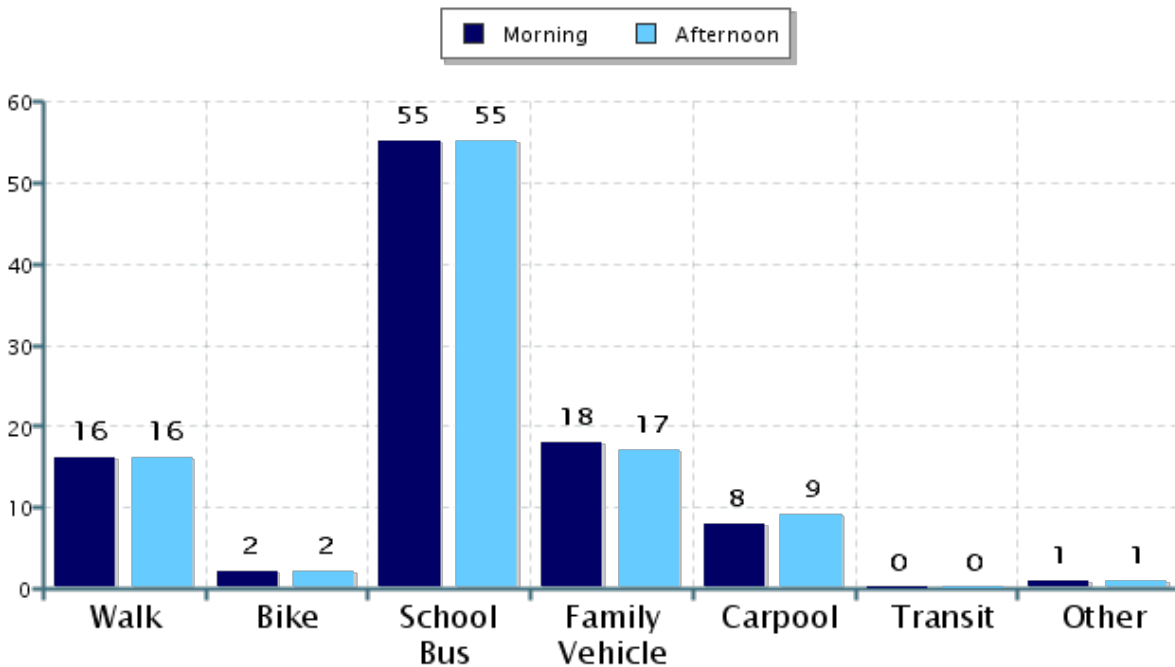
**% of Students reached by SRTS activities:** Don't Know

**Tags:** 2016 Spring Student Tally

**Number of Classrooms  
Included in Report:** 27

This report contains information from your school's classrooms about students' trip to and from school. The data used in this report were collected using the in-class Student Travel Tally questionnaire from the National Center for Safe Routes to School.

## Morning and Afternoon Travel Mode Comparison



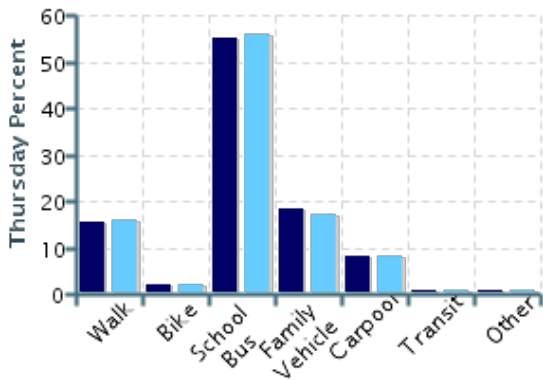
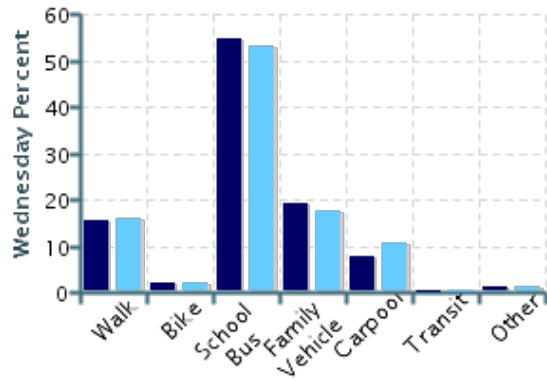
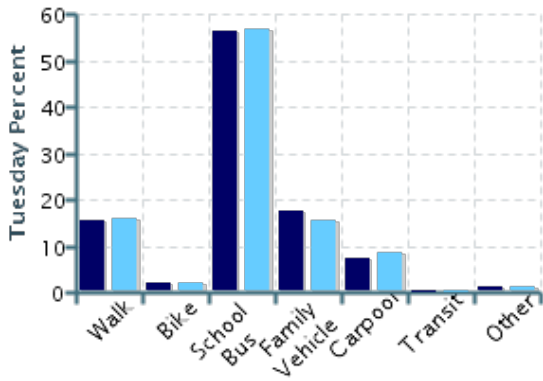
## Morning and Afternoon Travel Mode Comparison

	Number of Trips	Walk	Bike	School Bus	Family Vehicle	Carpool	Transit	Other
Morning	1457	16%	2%	55%	18%	8%	0.1%	1%
Afternoon	1456	16%	2%	55%	17%	9%	0.1%	1%

Percentages may not total 100% due to rounding.

## Morning and Afternoon Travel Mode Comparison by Day

■ Morning      ■ Afternoon

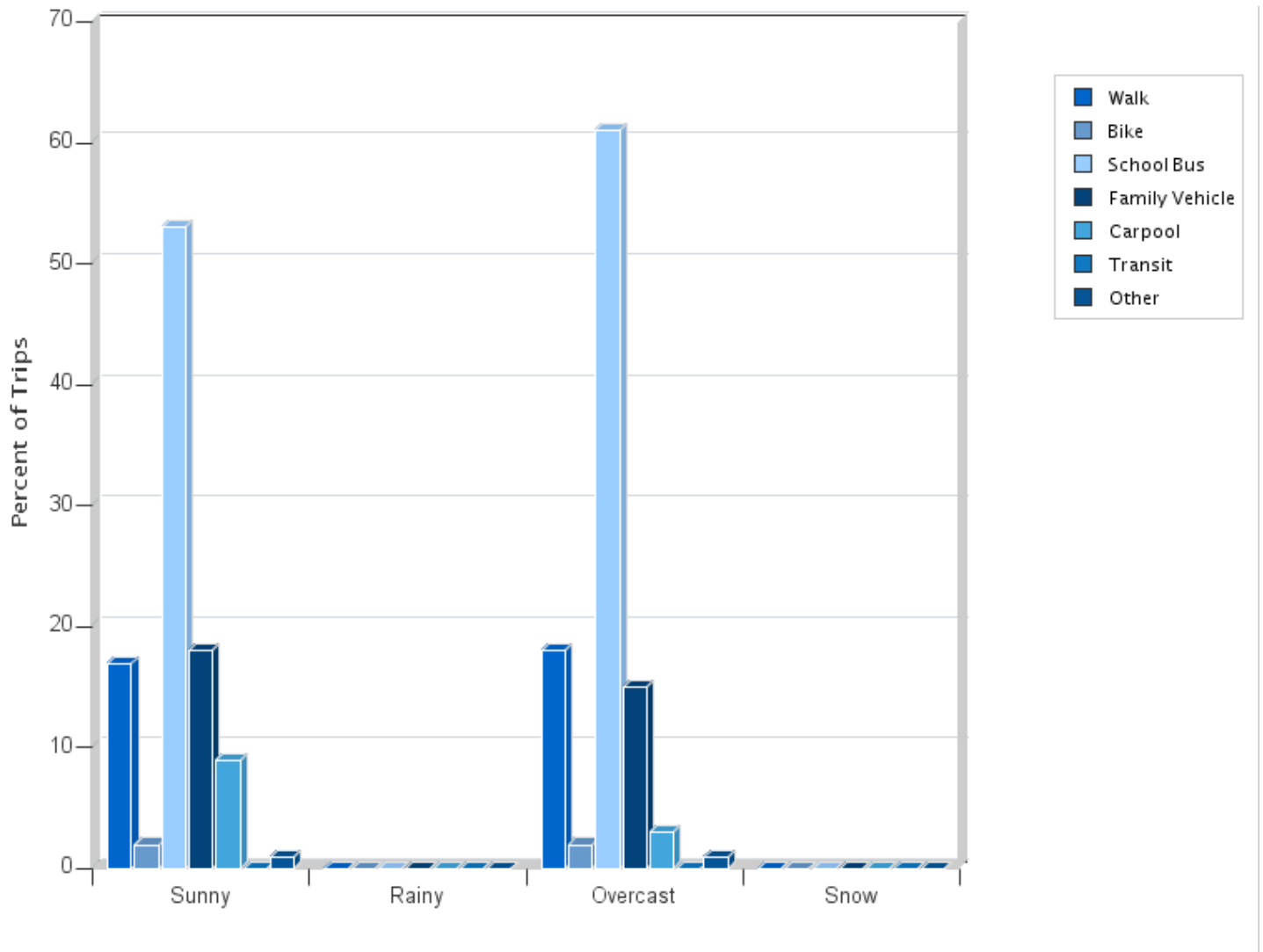


## Morning and Afternoon Travel Mode Comparison by Day

	Number of Trips	Walk	Bike	School Bus	Family Vehicle	Carpool	Transit	Other
Tuesday AM	487	16%	2%	56%	18%	7%	0%	1%
Tuesday PM	488	16%	2%	57%	16%	9%	0%	1%
Wednesday AM	487	16%	2%	55%	19%	8%	0%	1%
Wednesday PM	485	16%	2%	53%	18%	11%	0%	1%
Thursday AM	483	16%	2%	55%	18%	8%	0.2%	0.6%
Thursday PM	483	16%	2%	56%	17%	8%	0.2%	0.6%

Percentages may not total 100% due to rounding.

## Travel Mode by Weather Conditions



## Travel Mode by Weather Condition

Weather Condition	Number of Trips	Walk	Bike	School Bus	Family Vehicle	Carpool	Transit	Other
Sunny	2513	17%	2%	53%	18%	9%	0.1%	1%
Rainy	0	0%	0%	0%	0%	0%	0%	0%
Overcast	227	18%	2%	61%	15%	3%	0%	0.9%
Snow	0	0%	0%	0%	0%	0%	0%	0%

Percentages may not total 100% due to rounding.