

# Student Travel Tally Report: One School in One Data Collection Period

**School Name:** San Dominico

**Set ID:** 25202

**School Group:** Marin Safe Routes to Schools

**Month and Year Collected:** May 2018

**School Enrollment:** 671

**Date Report Generated:** 06/13/2018

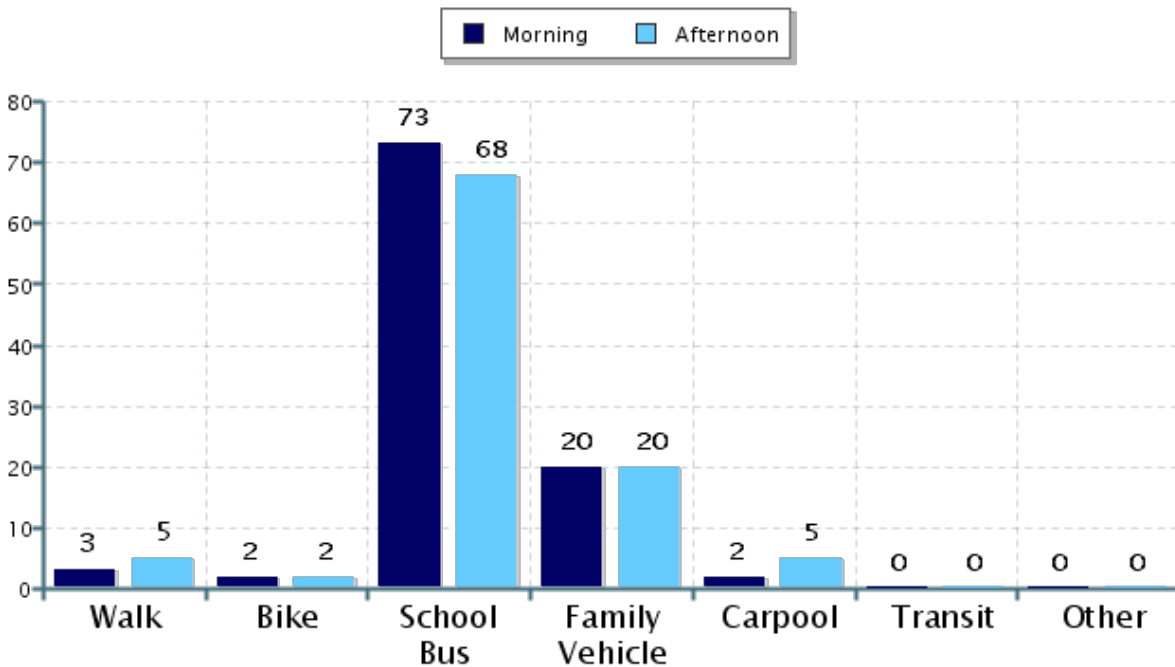
**% of Students reached by SRTS activities:** Don't Know

**Tags:**

**Number of Classrooms  
Included in Report:** 18

This report contains information from your school's classrooms about students' trip to and from school. The data used in this report were collected using the in-class Student Travel Tally questionnaire from the National Center for Safe Routes to School.

## Morning and Afternoon Travel Mode Comparison



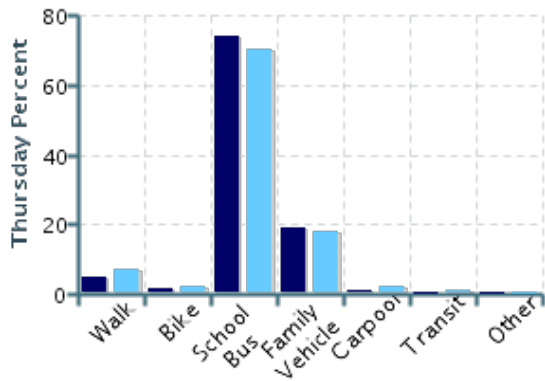
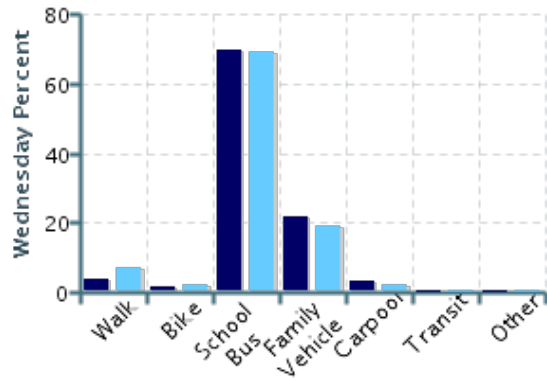
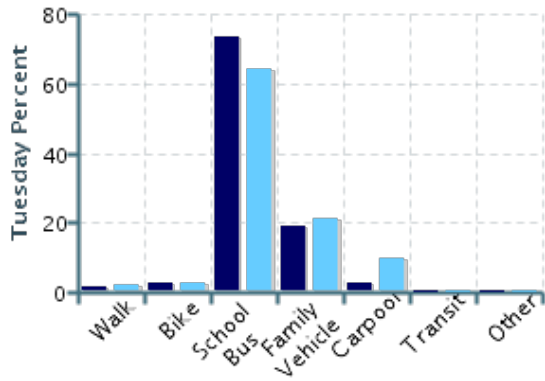
## Morning and Afternoon Travel Mode Comparison

	Number of Trips	Walk	Bike	School Bus	Family Vehicle	Carpool	Transit	Other
Morning	411	3%	2%	73%	20%	2%	0%	0%
Afternoon	410	5%	2%	68%	20%	5%	0.2%	0%

Percentages may not total 100% due to rounding.

## Morning and Afternoon Travel Mode Comparison by Day

■ Morning      ■ Afternoon

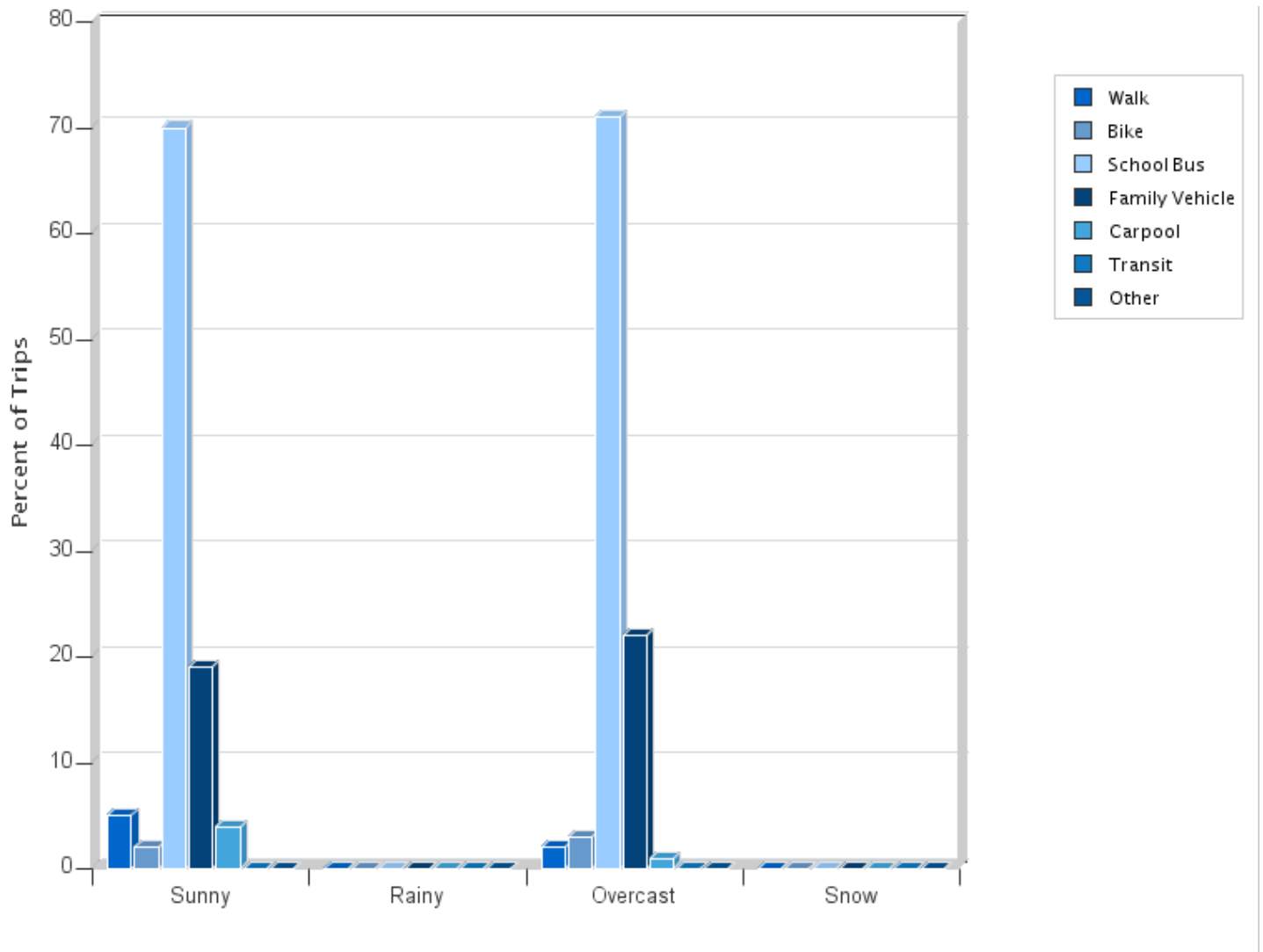


## Morning and Afternoon Travel Mode Comparison by Day

	Number of Trips	Walk	Bike	School Bus	Family Vehicle	Carpool	Transit	Other
Tuesday AM	136	1%	3%	74%	19%	3%	0%	0%
Tuesday PM	136	2%	3%	64%	21%	10%	0%	0%
Wednesday AM	132	4%	2%	70%	22%	3%	0%	0%
Wednesday PM	130	7%	2%	69%	19%	2%	0%	0%
Thursday AM	143	5%	1%	74%	19%	0.7%	0%	0%
Thursday PM	144	7%	2%	70%	18%	2%	0.7%	0%

Percentages may not total 100% due to rounding.

## Travel Mode by Weather Conditions



## Travel Mode by Weather Condition

Weather Condition	Number of Trips	Walk	Bike	School Bus	Family Vehicle	Carpool	Transit	Other
Sunny	591	5%	2%	70%	19%	4%	0.2%	0%
Rainy	0	0%	0%	0%	0%	0%	0%	0%
Overcast	230	2%	3%	71%	22%	1%	0%	0%
Snow	0	0%	0%	0%	0%	0%	0%	0%

Percentages may not total 100% due to rounding.