

Student Travel Tally Report: One School in One Data Collection Period

School Name: San Dominico

Set ID: 17940

School Group: Marin Safe Routes to Schools

Month and Year Collected: May 2015

School Enrollment: 614

Date Report Generated: 09/22/2015

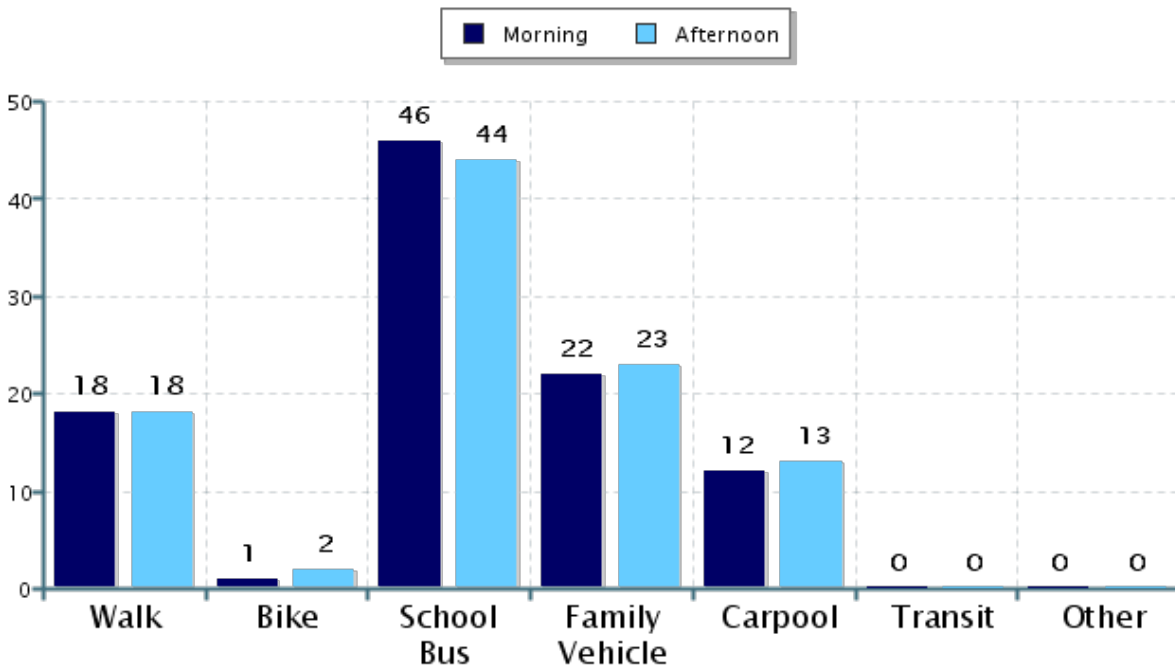
% of Students reached by SRTS activities: 76-100%

Tags:

**Number of Classrooms
Included in Report:** 28

This report contains information from your school's classrooms about students' trip to and from school. The data used in this report were collected using the in-class Student Travel Tally questionnaire from the National Center for Safe Routes to School.

Morning and Afternoon Travel Mode Comparison



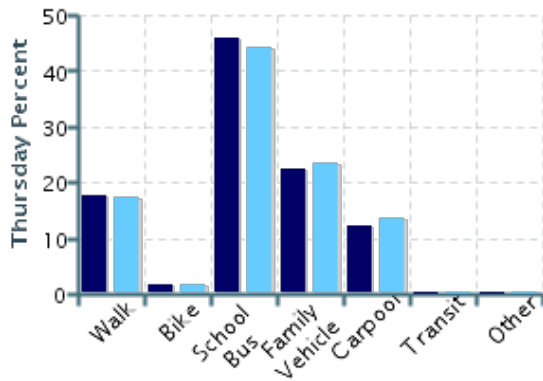
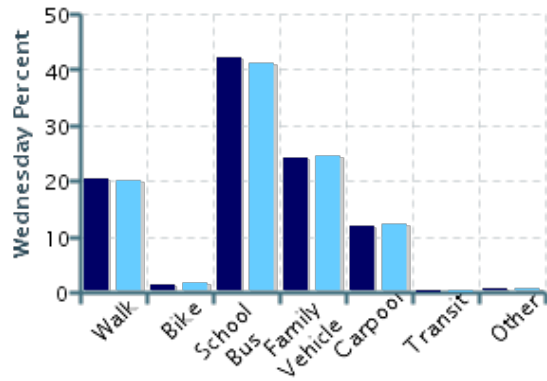
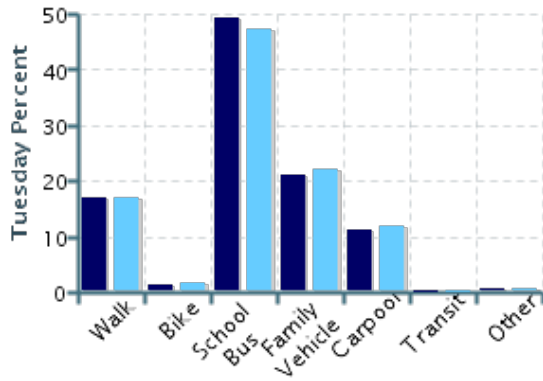
Morning and Afternoon Travel Mode Comparison

	Number of Trips	Walk	Bike	School Bus	Family Vehicle	Carpool	Transit	Other
Morning	1526	18%	1%	46%	22%	12%	0%	0.1%
Afternoon	1527	18%	2%	44%	23%	13%	0%	0.2%

Percentages may not total 100% due to rounding.

Morning and Afternoon Travel Mode Comparison by Day

■ Morning ■ Afternoon

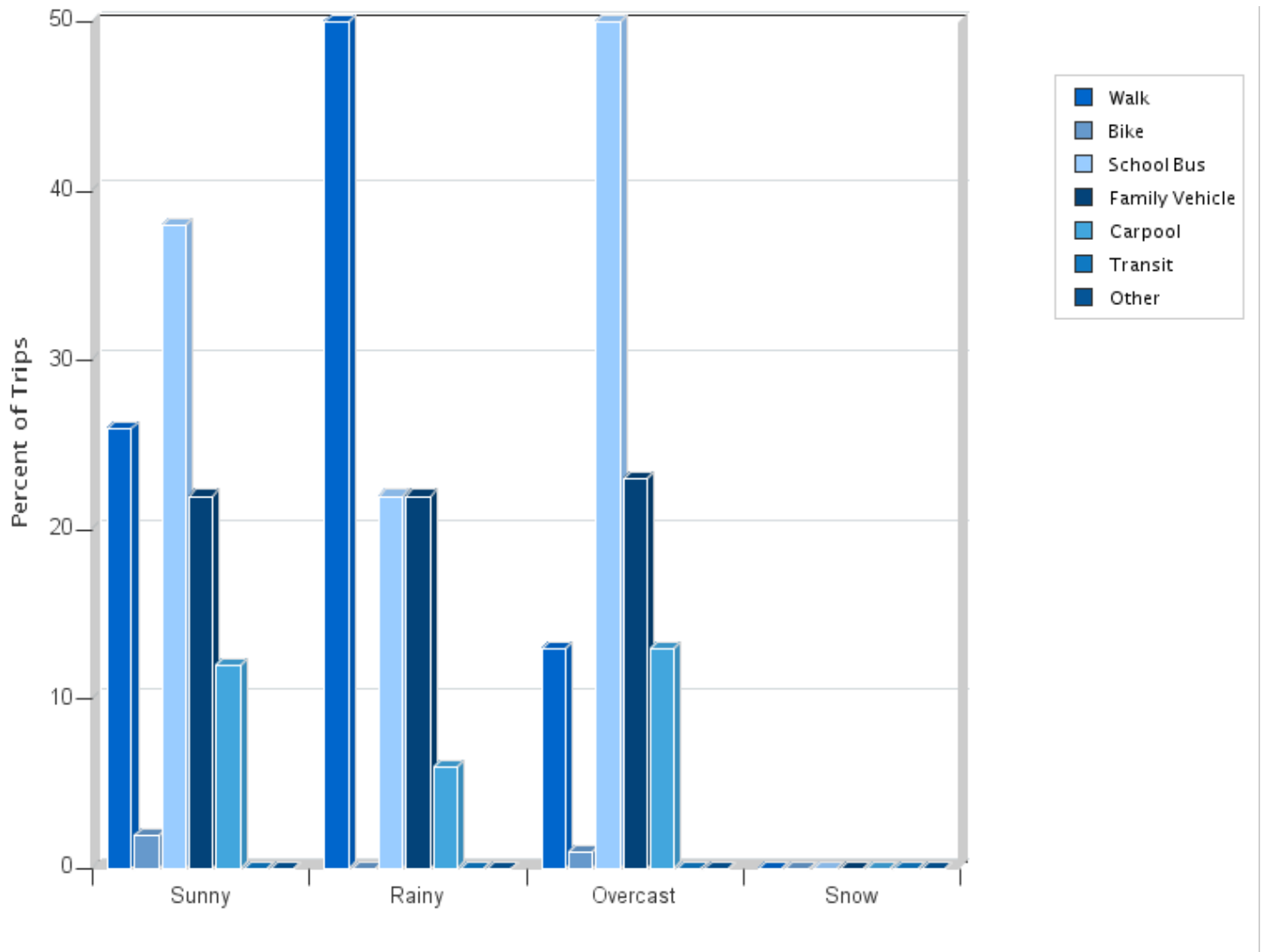


Morning and Afternoon Travel Mode Comparison by Day

	Number of Trips	Walk	Bike	School Bus	Family Vehicle	Carpool	Transit	Other
Tuesday AM	544	17%	1%	49%	21%	11%	0%	0.2%
Tuesday PM	545	17%	2%	47%	22%	12%	0%	0.2%
Wednesday AM	446	20%	1%	42%	24%	12%	0%	0.2%
Wednesday PM	447	20%	2%	41%	25%	12%	0%	0.4%
Thursday AM	536	18%	2%	46%	22%	12%	0%	0%
Thursday PM	535	17%	2%	44%	23%	13%	0%	0%

Percentages may not total 100% due to rounding.

Travel Mode by Weather Conditions



Travel Mode by Weather Condition

Weather Condition	Number of Trips	Walk	Bike	School Bus	Family Vehicle	Carpool	Transit	Other
Sunny	1211	26%	2%	38%	22%	12%	0%	0.3%
Rainy	36	50%	0%	22%	22%	6%	0%	0%
Overcast	1654	13%	1%	50%	23%	13%	0%	0.1%
Snow	0	0%	0%	0%	0%	0%	0%	0%

Percentages may not total 100% due to rounding.