

# Student Travel Tally Report: One School in One Data Collection Period

**School Name:** San Dominico

**Set ID:** 23966

**School Group:** Marin Safe Routes to Schools

**Month and Year Collected:** September 2017

**School Enrollment:** 620

**Date Report Generated:** 02/05/2018

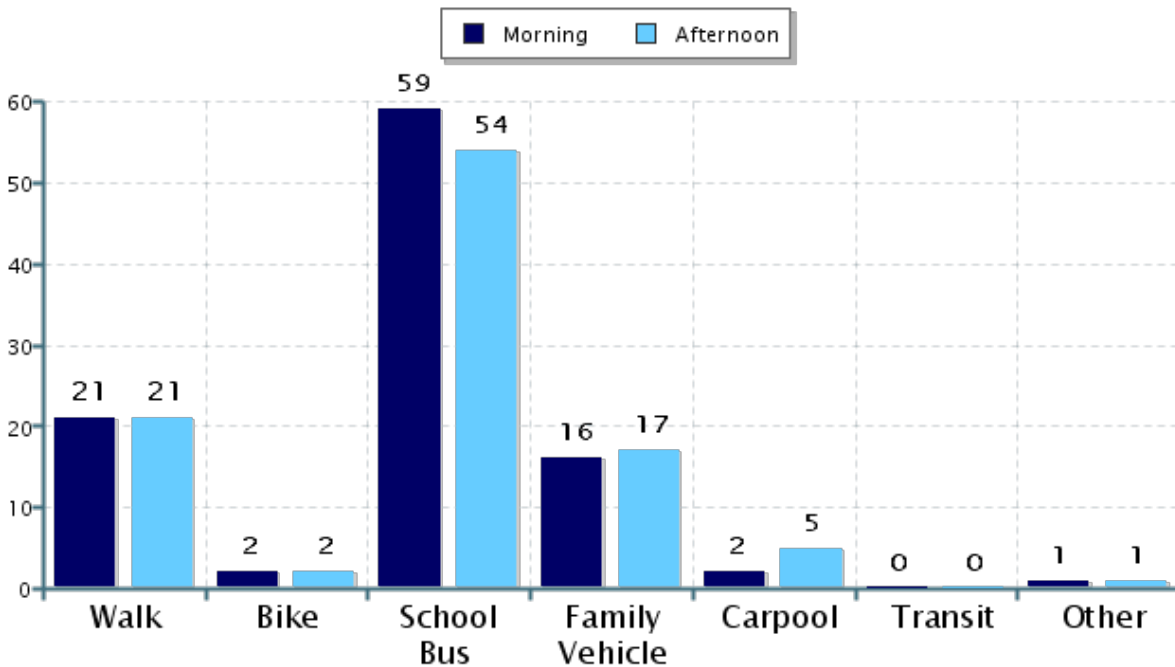
**% of Students reached by SRTS activities:** Don't Know

**Tags:**

**Number of Classrooms  
Included in Report:** 36

This report contains information from your school's classrooms about students' trip to and from school. The data used in this report were collected using the in-class Student Travel Tally questionnaire from the National Center for Safe Routes to School.

## Morning and Afternoon Travel Mode Comparison



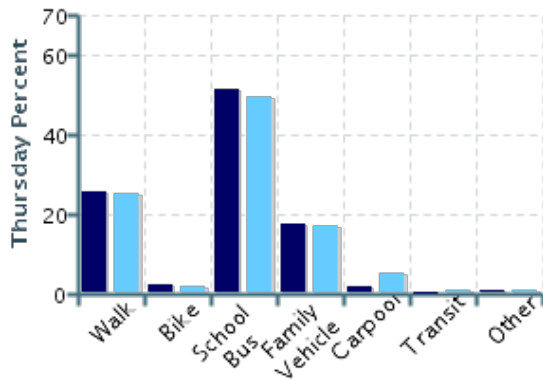
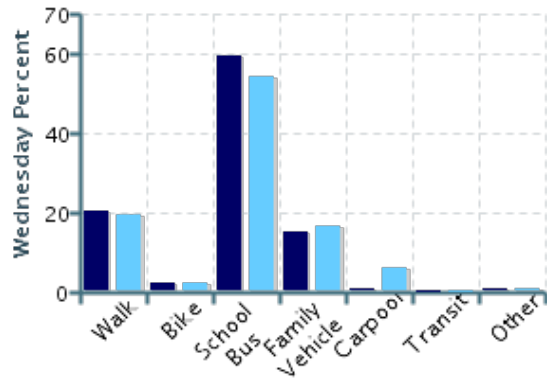
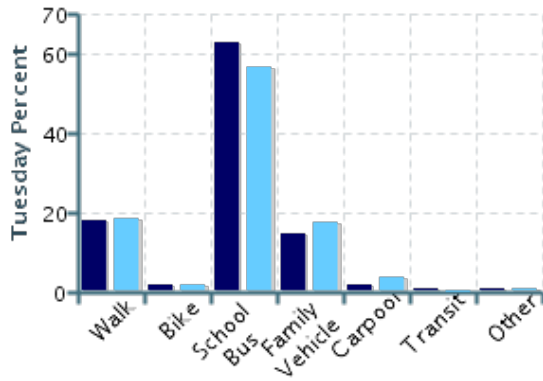
## Morning and Afternoon Travel Mode Comparison

	Number of Trips	Walk	Bike	School Bus	Family Vehicle	Carpool	Transit	Other
Morning	1277	21%	2%	59%	16%	2%	0.1%	0.9%
Afternoon	1267	21%	2%	54%	17%	5%	0.1%	0.9%

Percentages may not total 100% due to rounding.

## Morning and Afternoon Travel Mode Comparison by Day

■ Morning ■ Afternoon

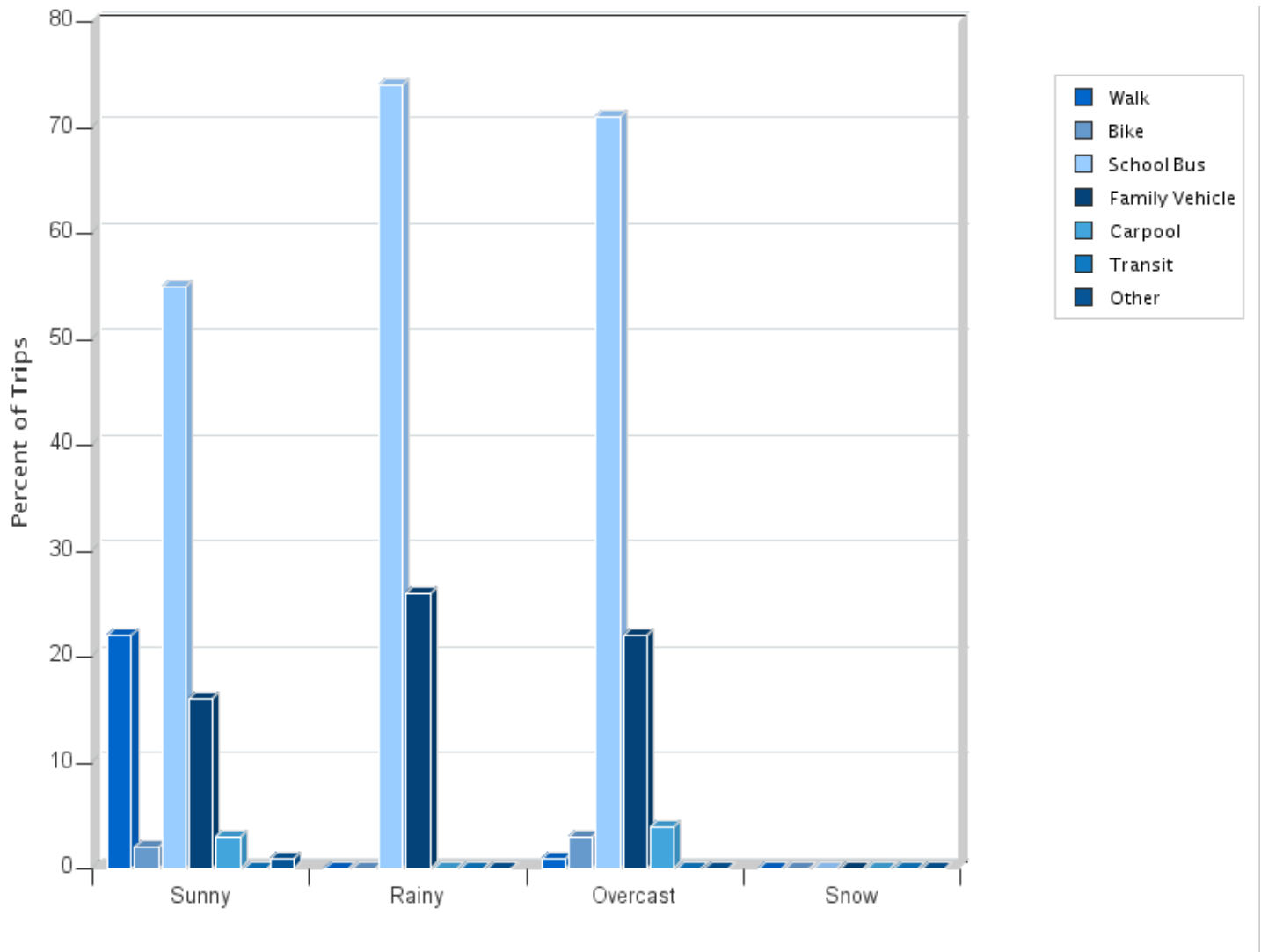


## Morning and Afternoon Travel Mode Comparison by Day

	Number of Trips	Walk	Bike	School Bus	Family Vehicle	Carpool	Transit	Other
Tuesday AM	498	18%	2%	63%	15%	2%	0.2%	0.8%
Tuesday PM	468	19%	2%	57%	18%	4%	0%	0.9%
Wednesday AM	437	21%	2%	60%	15%	1%	0%	0.9%
Wednesday PM	457	19%	2%	54%	17%	6%	0%	1%
Thursday AM	342	26%	2%	51%	18%	2%	0%	0.9%
Thursday PM	342	25%	2%	49%	17%	5%	0.3%	0.9%

Percentages may not total 100% due to rounding.

### Travel Mode by Weather Conditions



### Travel Mode by Weather Condition

Weather Condition	Number of Trips	Walk	Bike	School Bus	Family Vehicle	Carpool	Transit	Other
Sunny	2366	22%	2%	55%	16%	3%	0.1%	1.0%
Rainy	19	0%	0%	74%	26%	0%	0%	0%
Overcast	159	0.6%	3%	71%	22%	4%	0%	0%
Snow	0	0%	0%	0%	0%	0%	0%	0%

Percentages may not total 100% due to rounding.