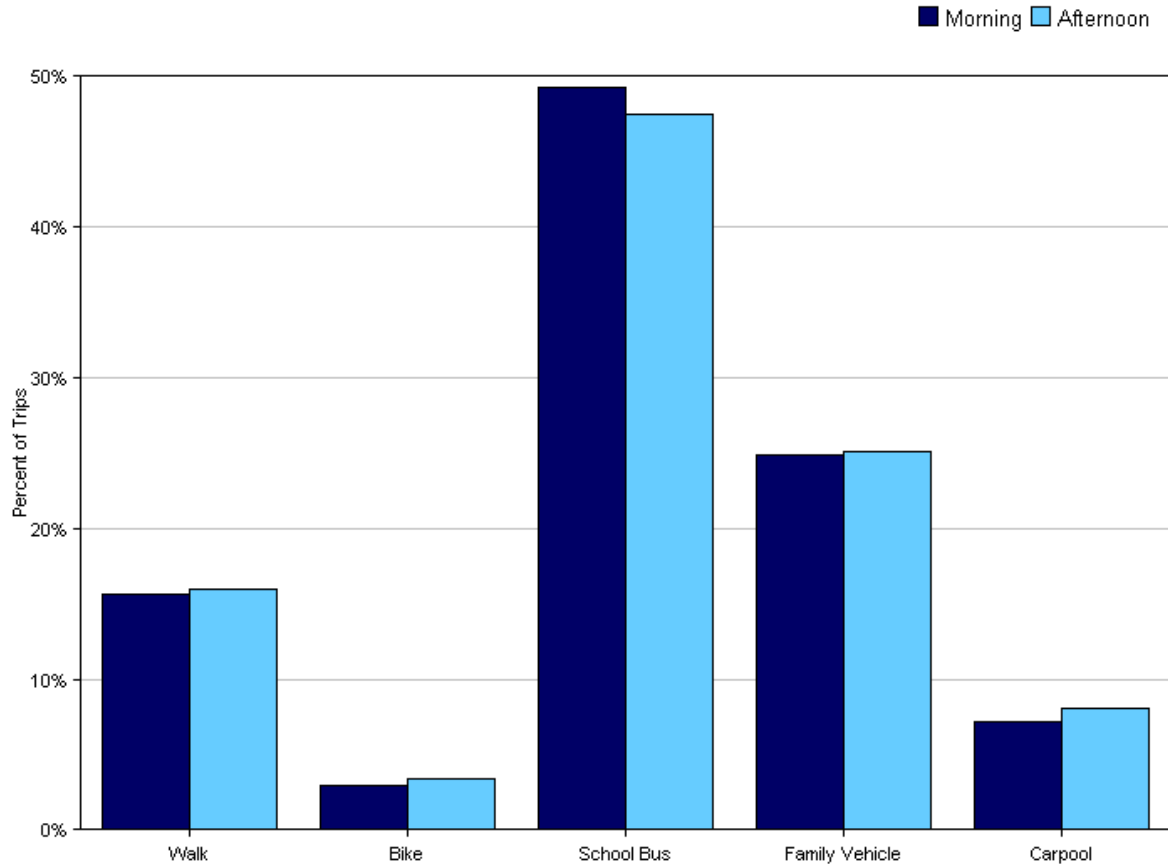


Tally Report Summary

Program Name:	Safe Routes to School	Month and Year Collected:	September 2012
School Name:	San Domenico School	Set ID:	10717
School Enrollment:	570	Date Report Generated:	12/11/2012
Enrollment within Grades Targeted by SRTS Program:	570	Number of Classrooms Included in Report:	30
Number of Classrooms in School:	30		

This report contains information from parents about their children's trip to and from school. The data used in this report were collected using the in-class Student Travel Tally questionnaire from the National Center for Safe Routes to School.

Morning and Afternoon Travel Mode Comparison

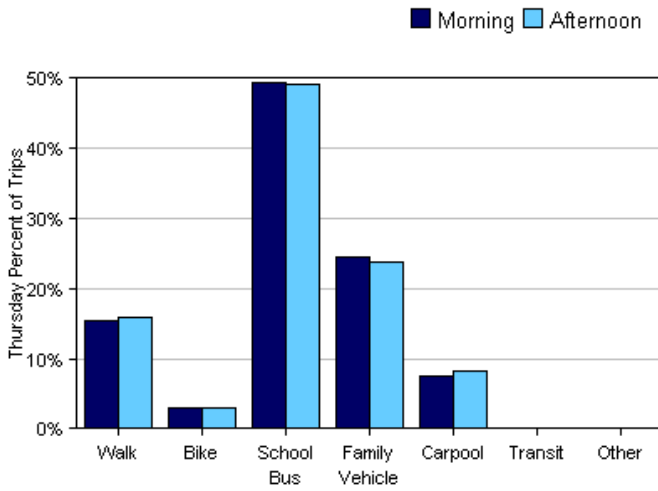
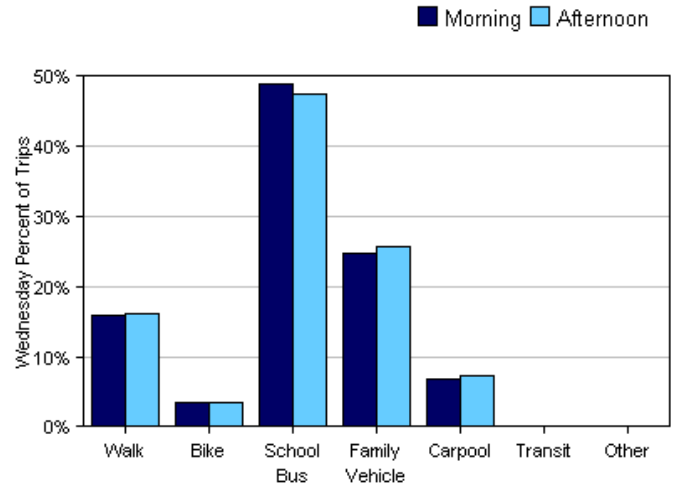
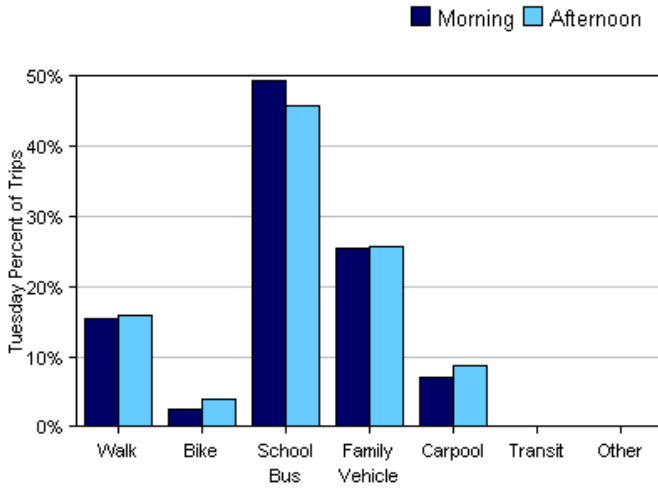


Morning and Afternoon Travel Mode Comparison

	Number of Trips	Walk	Bike	School Bus	Family Vehicle	Carpool	Transit	Other
Morning	1501	16%	3%	49%	25%	7%	0%	0%
Afternoon	1462	16%	3%	47%	25%	8%	0%	0%

Percentages may not total 100% due to rounding.

Morning and Afternoon Travel Mode Comparison by Day

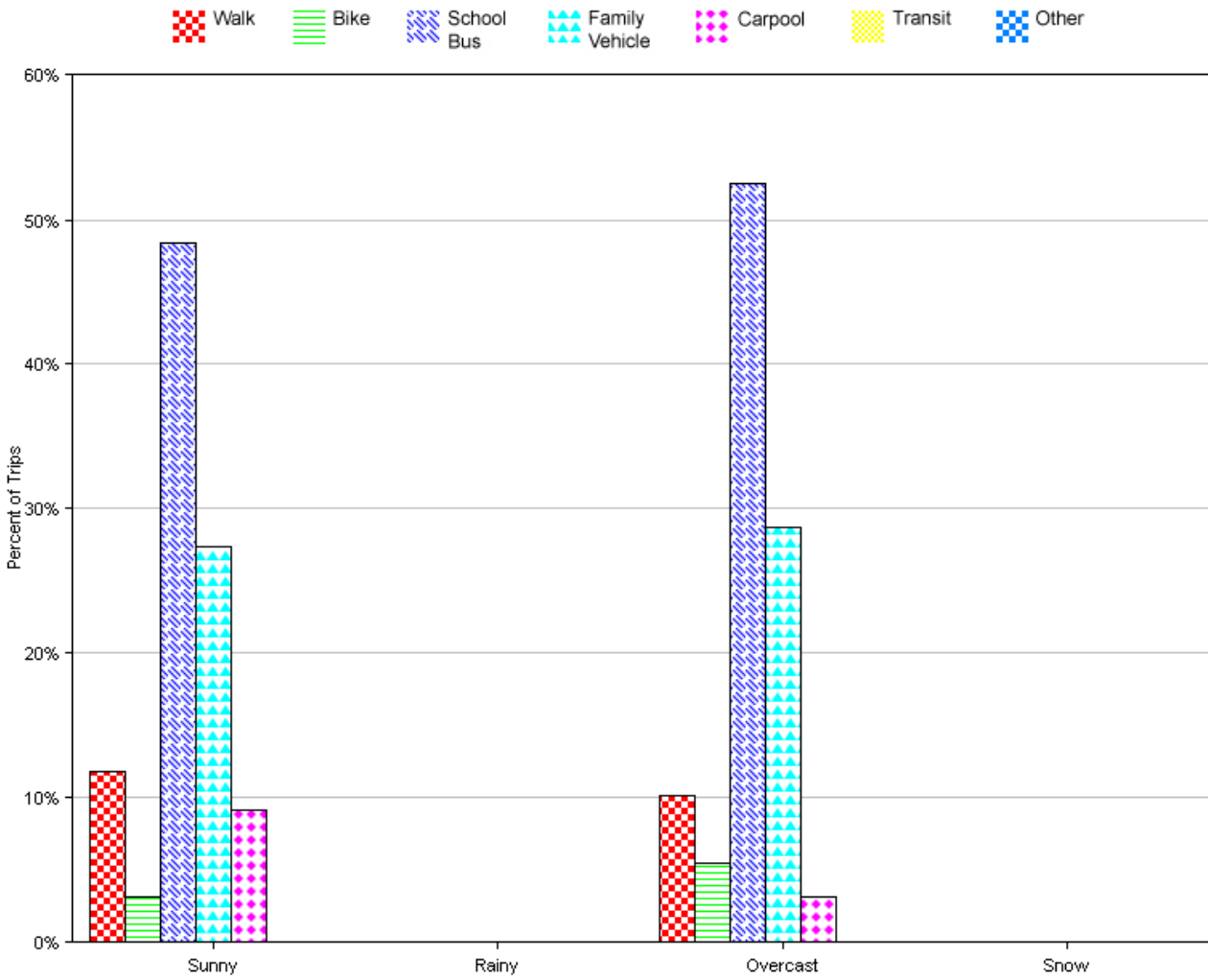


Morning and Afternoon Travel Mode Comparison by Day

	Number of Trips	Walk	Bike	School Bus	Family Vehicle	Carpool	Transit	Other
Tuesday AM	502	16%	3%	49%	25%	7%	0%	0%
Tuesday PM	492	16%	4%	46%	26%	9%	0%	0%
Wednesday AM	500	16%	3%	49%	25%	7%	0%	0%
Wednesday PM	484	16%	4%	48%	26%	7%	0%	0%
Thursday AM	499	15%	3%	49%	24%	8%	0%	0%
Thursday PM	486	16%	3%	49%	24%	8%	0%	0%

Percentages may not total 100% due to rounding.

Travel Mode by Weather Conditions



Travel Mode by Weather Condition

Weather Condition	Number of Trips	Walk	Bike	School Bus	Family Vehicle	Carpool	Transit	Other
Sunny	2189	12%	3%	48%	27%	9%	0%	0%
Rainy	0	0%	0%	0%	0%	0%	0%	0%
Overcast	345	10%	6%	52%	29%	3%	0%	0%
Snow	0	0%	0%	0%	0%	0%	0%	0%

Percentages may not total 100% due to rounding.