

Student Travel Tally Report: One School in One Data Collection Period

School Name: Ross Elementary School

Set ID: 22945

School Group: Marin Safe Routes to Schools

Month and Year Collected: May 2017

School Enrollment: 385

Date Report Generated: 06/28/2017

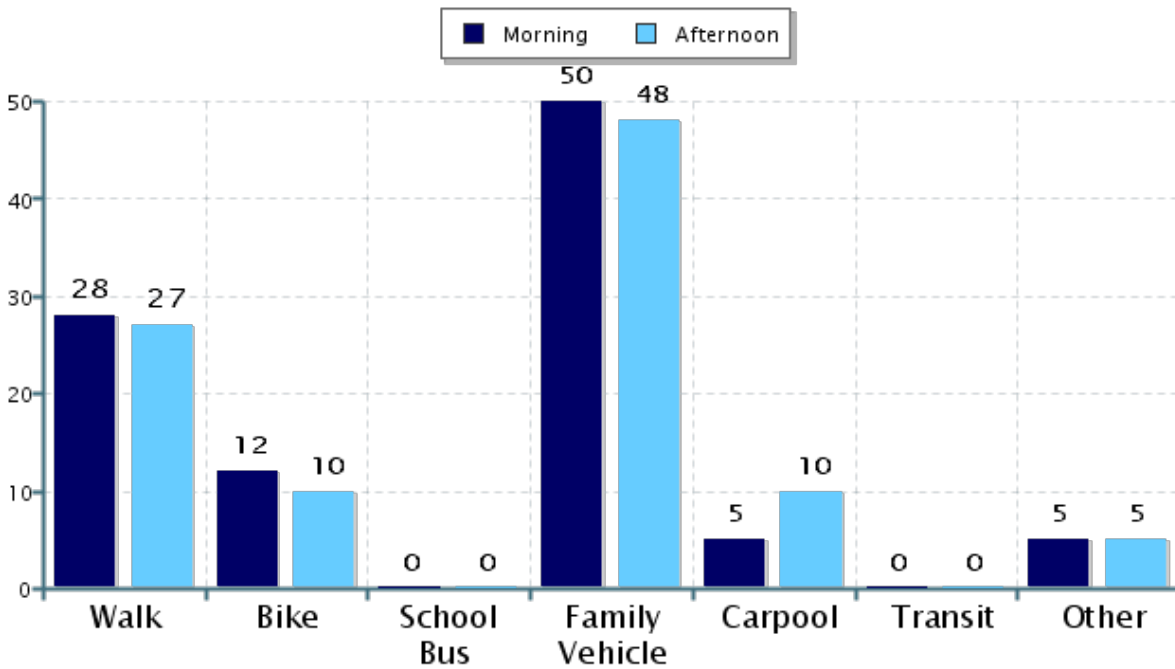
% of Students reached by SRTS activities: Don't Know

Tags:

**Number of Classrooms
Included in Report:** 35

This report contains information from your school's classrooms about students' trip to and from school. The data used in this report were collected using the in-class Student Travel Tally questionnaire from the National Center for Safe Routes to School.

Morning and Afternoon Travel Mode Comparison



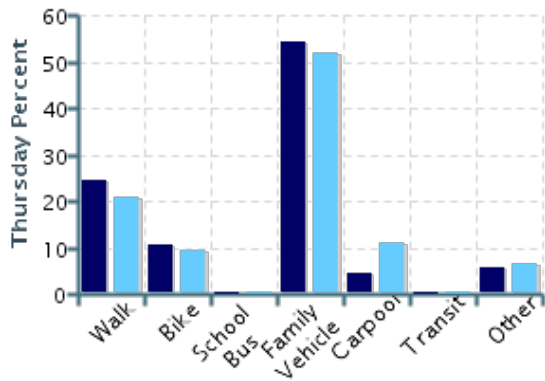
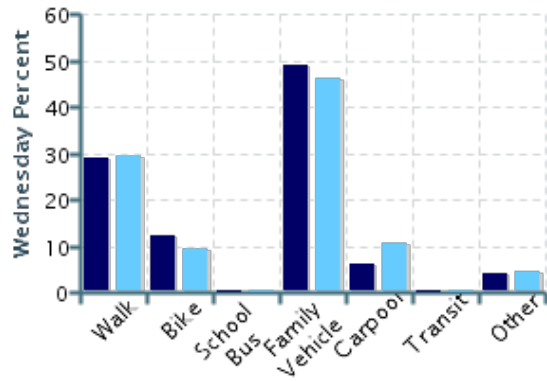
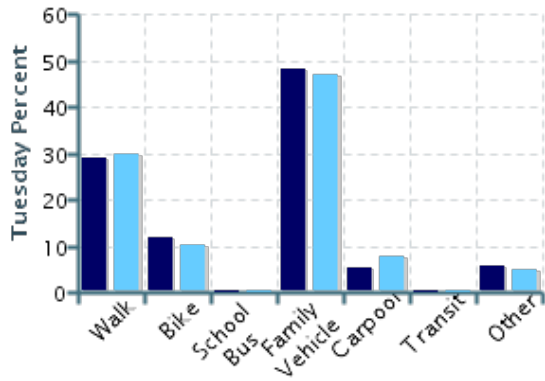
Morning and Afternoon Travel Mode Comparison

| | Number of Trips | Walk | Bike | School Bus | Family Vehicle | Carpool | Transit | Other |
|-----------|-----------------|------|------|------------|----------------|---------|---------|-------|
| Morning | 906 | 28% | 12% | 0% | 50% | 5% | 0% | 5% |
| Afternoon | 887 | 27% | 10% | 0% | 48% | 10% | 0% | 5% |

Percentages may not total 100% due to rounding.

Morning and Afternoon Travel Mode Comparison by Day

■ Morning ■ Afternoon

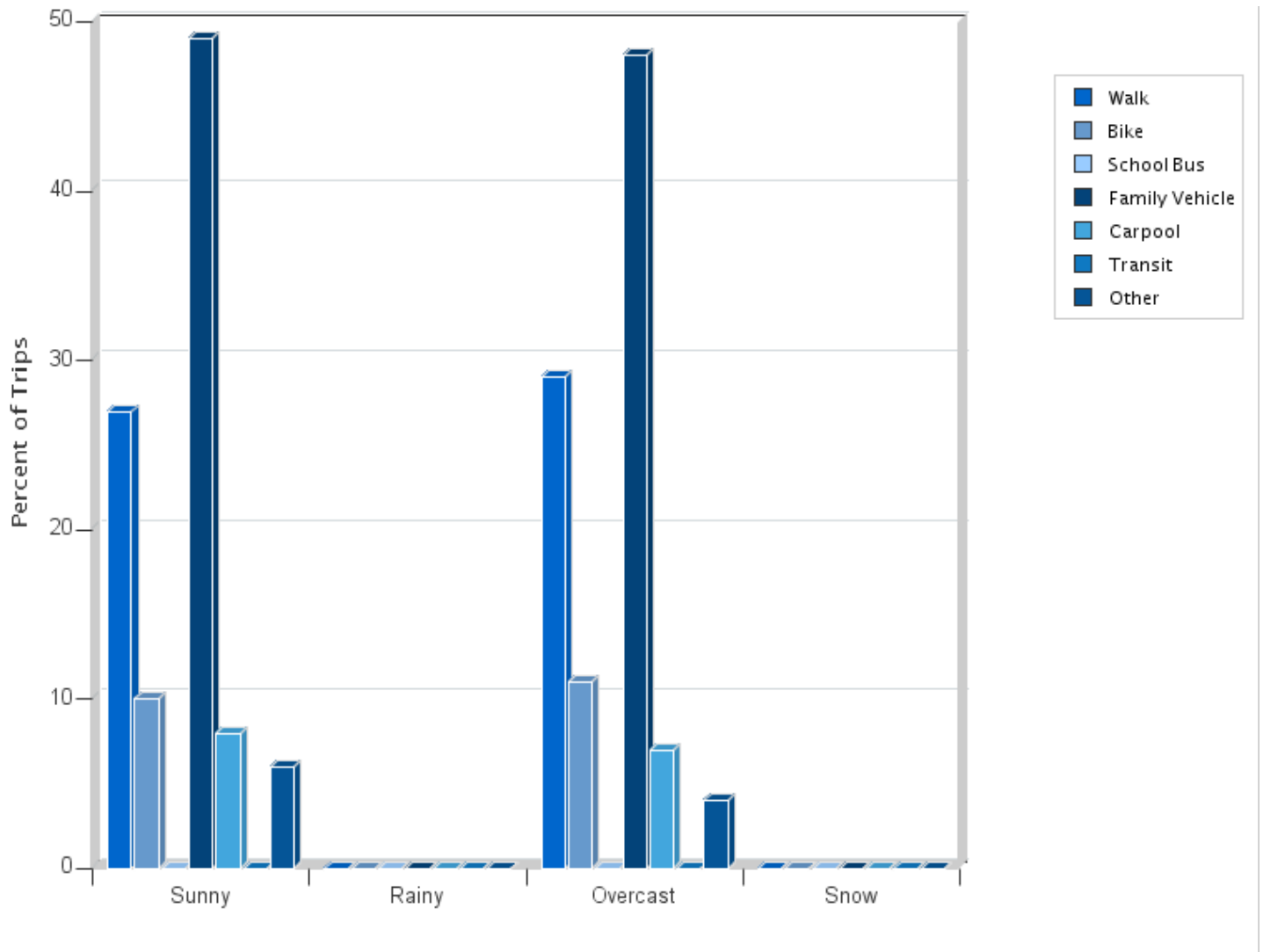


Morning and Afternoon Travel Mode Comparison by Day

| | Number of Trips | Walk | Bike | School Bus | Family Vehicle | Carpool | Transit | Other |
|--------------|-----------------|------|------|------------|----------------|---------|---------|-------|
| Tuesday AM | 336 | 29% | 12% | 0% | 48% | 5% | 0% | 6% |
| Tuesday PM | 340 | 30% | 10% | 0% | 47% | 8% | 0% | 5% |
| Wednesday AM | 329 | 29% | 12% | 0% | 49% | 6% | 0% | 4% |
| Wednesday PM | 324 | 29% | 10% | 0% | 46% | 11% | 0% | 4% |
| Thursday AM | 241 | 24% | 11% | 0% | 54% | 5% | 0% | 6% |
| Thursday PM | 223 | 21% | 9% | 0% | 52% | 11% | 0% | 7% |

Percentages may not total 100% due to rounding.

Travel Mode by Weather Conditions



Travel Mode by Weather Condition

| Weather Condition | Number of Trips | Walk | Bike | School Bus | Family Vehicle | Carpool | Transit | Other |
|-------------------|-----------------|------|------|------------|----------------|---------|---------|-------|
| Sunny | 1199 | 27% | 10% | 0% | 49% | 8% | 0% | 6% |
| Rainy | 0 | 0% | 0% | 0% | 0% | 0% | 0% | 0% |
| Overcast | 580 | 29% | 11% | 0% | 48% | 7% | 0% | 4% |
| Snow | 0 | 0% | 0% | 0% | 0% | 0% | 0% | 0% |

Percentages may not total 100% due to rounding.