

Student Travel Tally Report: One School in One Data Collection Period

School Name: Ross Elementary School

Set ID: 23965

School Group: Marin Safe Routes to Schools

Month and Year Collected: September 2017

School Enrollment: 385

Date Report Generated: 02/05/2018

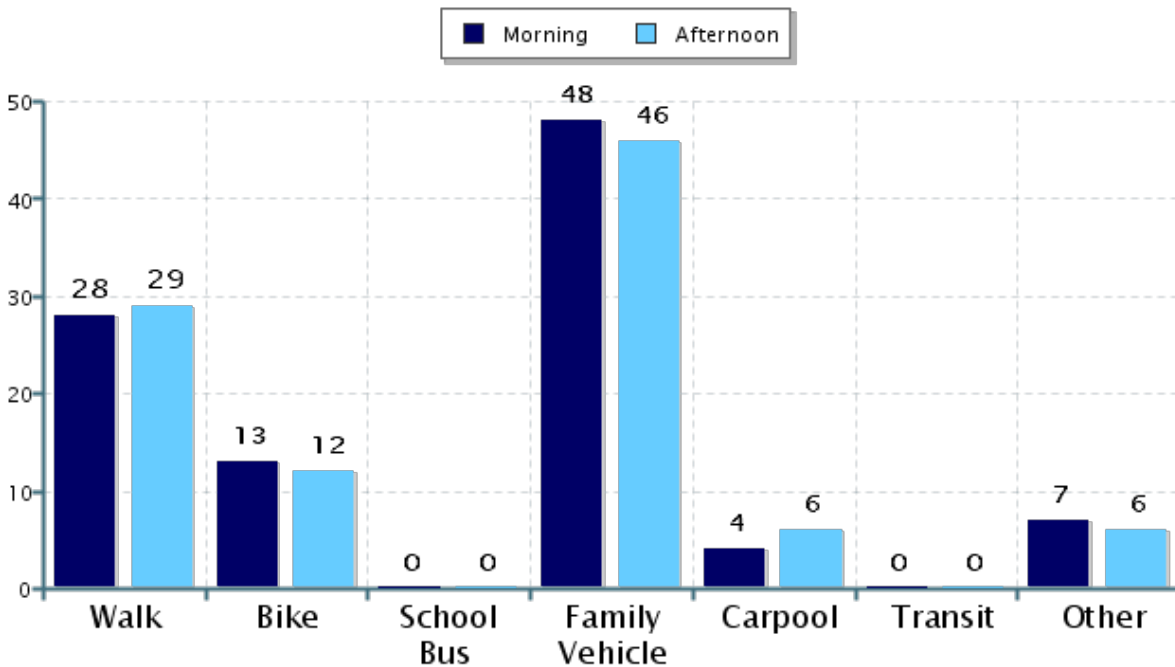
% of Students reached by SRTS activities: Don't Know

Tags:

**Number of Classrooms
Included in Report:** 12

This report contains information from your school's classrooms about students' trip to and from school. The data used in this report were collected using the in-class Student Travel Tally questionnaire from the National Center for Safe Routes to School.

Morning and Afternoon Travel Mode Comparison



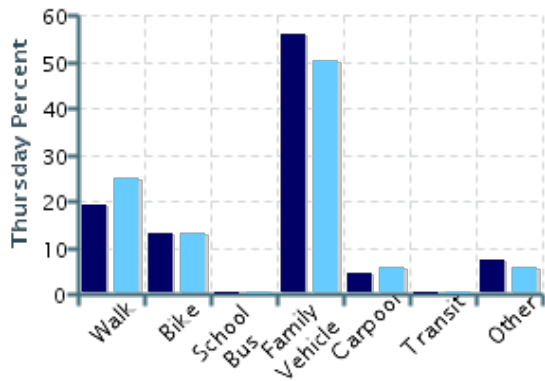
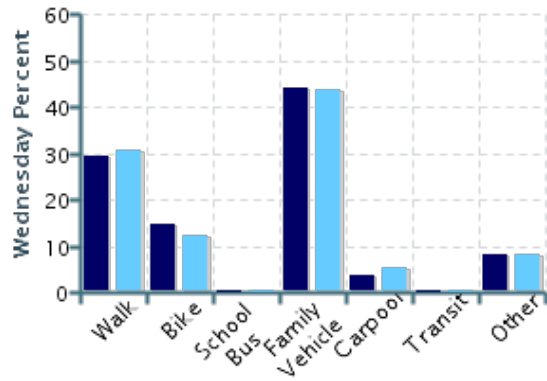
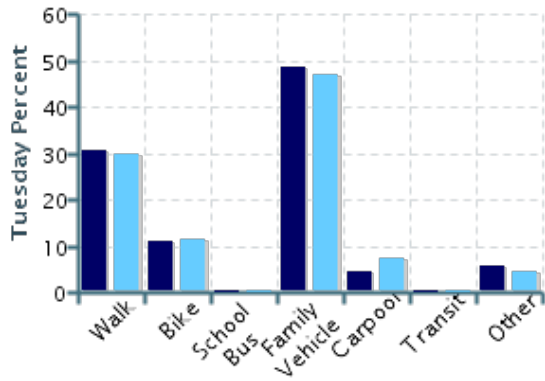
Morning and Afternoon Travel Mode Comparison

	Number of Trips	Walk	Bike	School Bus	Family Vehicle	Carpool	Transit	Other
Morning	342	28%	13%	0%	48%	4%	0%	7%
Afternoon	343	29%	12%	0%	46%	6%	0%	6%

Percentages may not total 100% due to rounding.

Morning and Afternoon Travel Mode Comparison by Day

■ Morning ■ Afternoon

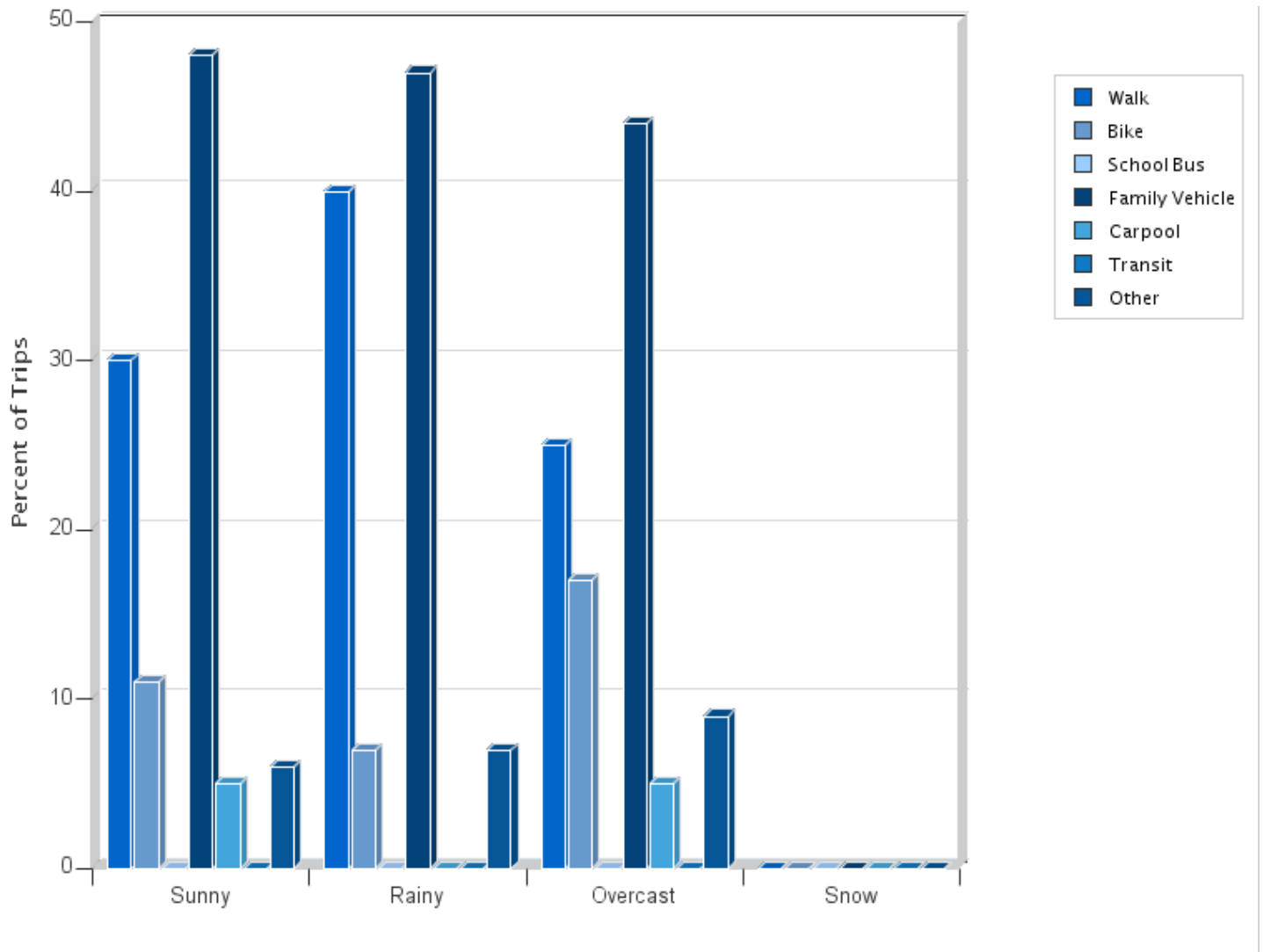


Morning and Afternoon Travel Mode Comparison by Day

	Number of Trips	Walk	Bike	School Bus	Family Vehicle	Carpool	Transit	Other
Tuesday AM	138	30%	11%	0%	49%	4%	0%	6%
Tuesday PM	138	30%	12%	0%	47%	7%	0%	4%
Wednesday AM	136	29%	15%	0%	44%	4%	0%	8%
Wednesday PM	137	31%	12%	0%	44%	5%	0%	8%
Thursday AM	68	19%	13%	0%	56%	4%	0%	7%
Thursday PM	68	25%	13%	0%	50%	6%	0%	6%

Percentages may not total 100% due to rounding.

Travel Mode by Weather Conditions



Travel Mode by Weather Condition

Weather Condition	Number of Trips	Walk	Bike	School Bus	Family Vehicle	Carpool	Transit	Other
Sunny	483	30%	11%	0%	48%	5%	0%	6%
Rainy	15	40%	7%	0%	47%	0%	0%	7%
Overcast	187	25%	17%	0%	44%	5%	0%	9%
Snow	0	0%	0%	0%	0%	0%	0%	0%

Percentages may not total 100% due to rounding.