

Student Travel Tally Report: One School in One Data Collection Period

School Name: Reed School

Set ID: 20490

School Group: Marin Safe Routes to Schools

Month and Year Collected: May 2016

School Enrollment: 444

Date Report Generated: 11/25/2016

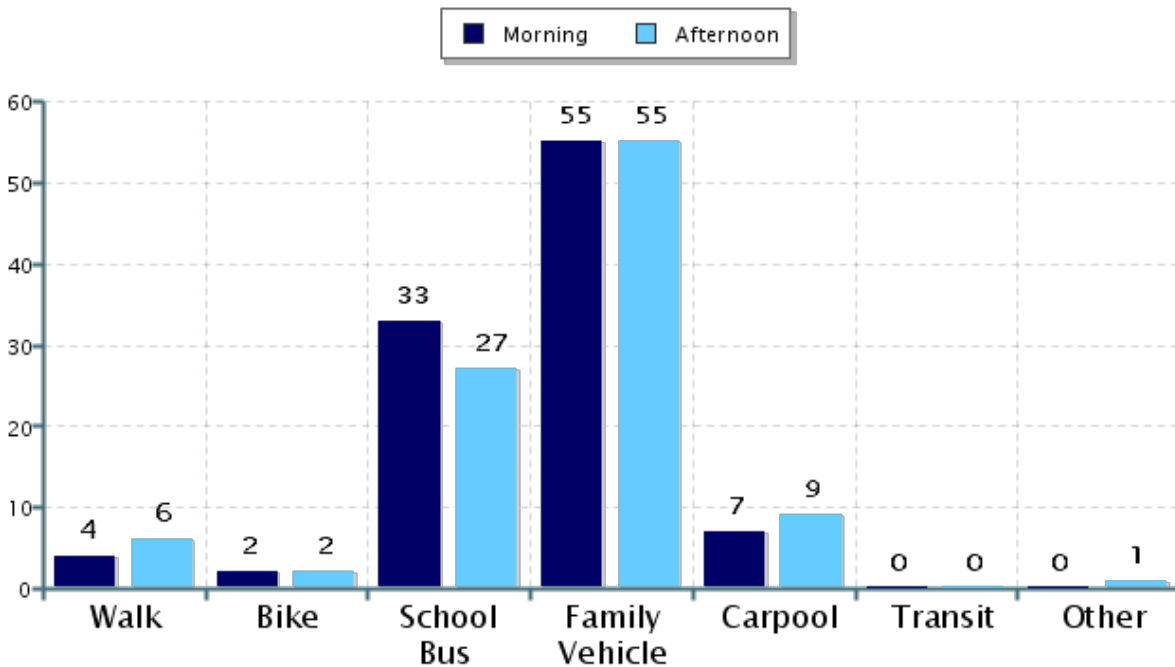
% of Students reached by SRTS activities: Don't Know

Tags: 2016 Spring Student Tally

**Number of Classrooms
Included in Report:** 20

This report contains information from your school's classrooms about students' trip to and from school. The data used in this report were collected using the in-class Student Travel Tally questionnaire from the National Center for Safe Routes to School.

Morning and Afternoon Travel Mode Comparison



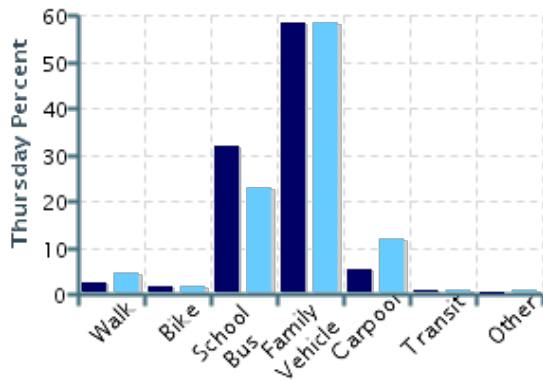
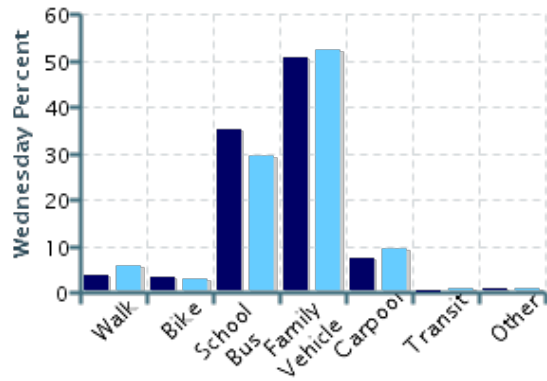
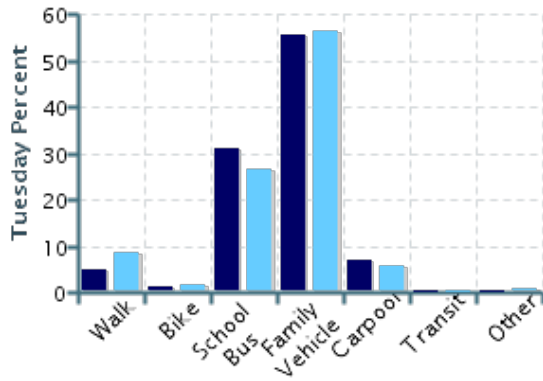
Morning and Afternoon Travel Mode Comparison

	Number of Trips	Walk	Bike	School Bus	Family Vehicle	Carpool	Transit	Other
Morning	995	4%	2%	33%	55%	7%	0.1%	0.1%
Afternoon	967	6%	2%	27%	55%	9%	0.2%	0.6%

Percentages may not total 100% due to rounding.

Morning and Afternoon Travel Mode Comparison by Day

■ Morning ■ Afternoon

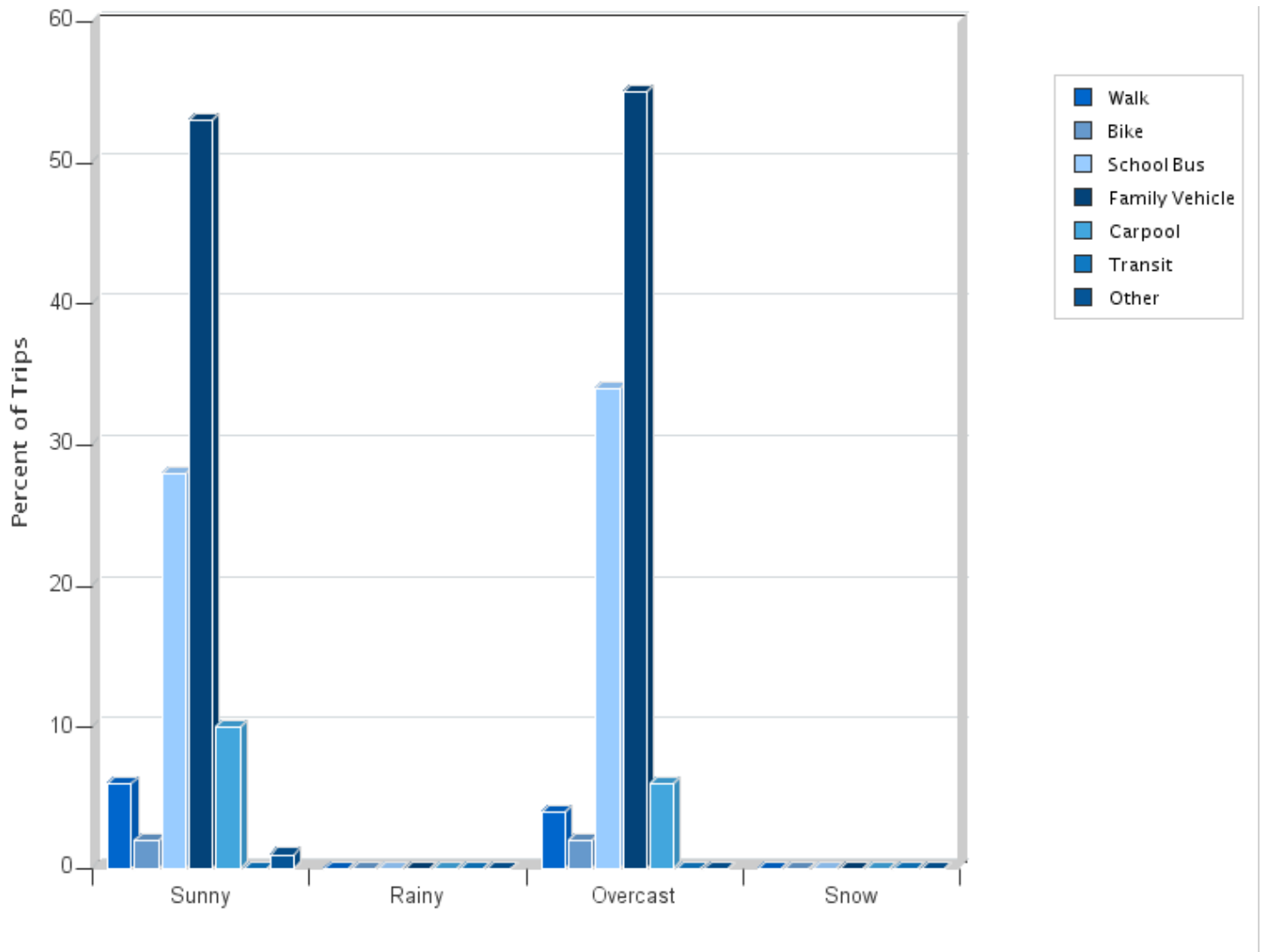


Morning and Afternoon Travel Mode Comparison by Day

	Number of Trips	Walk	Bike	School Bus	Family Vehicle	Carpool	Transit	Other
Tuesday AM	311	5%	1%	31%	56%	7%	0%	0%
Tuesday PM	312	9%	2%	27%	56%	6%	0%	1.0%
Wednesday AM	386	4%	3%	35%	51%	7%	0%	0.3%
Wednesday PM	380	6%	3%	29%	52%	9%	0.3%	0.5%
Thursday AM	298	2%	2%	32%	58%	5%	0.3%	0%
Thursday PM	275	4%	2%	23%	58%	12%	0.4%	0.4%

Percentages may not total 100% due to rounding.

Travel Mode by Weather Conditions



Travel Mode by Weather Condition

Weather Condition	Number of Trips	Walk	Bike	School Bus	Family Vehicle	Carpool	Transit	Other
Sunny	990	6%	2%	28%	53%	10%	0.3%	0.5%
Rainy	0	0%	0%	0%	0%	0%	0%	0%
Overcast	818	4%	2%	34%	55%	6%	0%	0%
Snow	0	0%	0%	0%	0%	0%	0%	0%

Percentages may not total 100% due to rounding.