

Student Travel Tally Report: One School in One Data Collection Period

School Name: Redwood High School

Set ID: 22608

School Group: Marin Safe Routes to Schools

Month and Year Collected: May 2017

School Enrollment: 1800

Date Report Generated: 06/28/2017

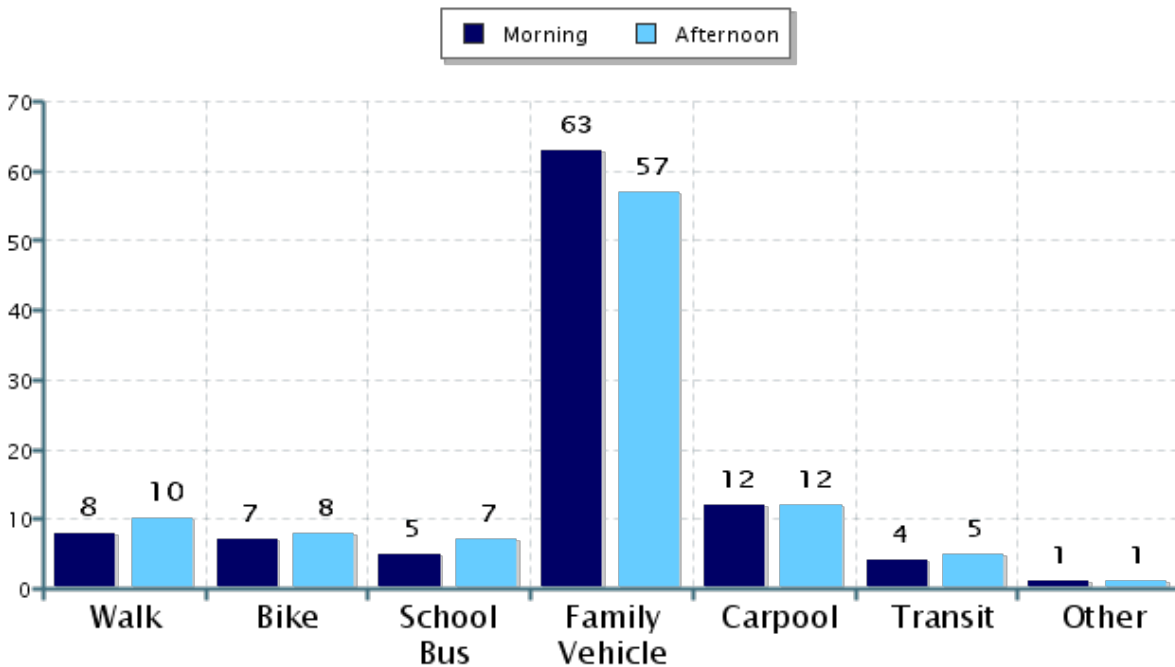
% of Students reached by SRTS activities: Not Applicable

Tags:

**Number of Classrooms
Included in Report:** 42

This report contains information from your school's classrooms about students' trip to and from school. The data used in this report were collected using the in-class Student Travel Tally questionnaire from the National Center for Safe Routes to School.

Morning and Afternoon Travel Mode Comparison



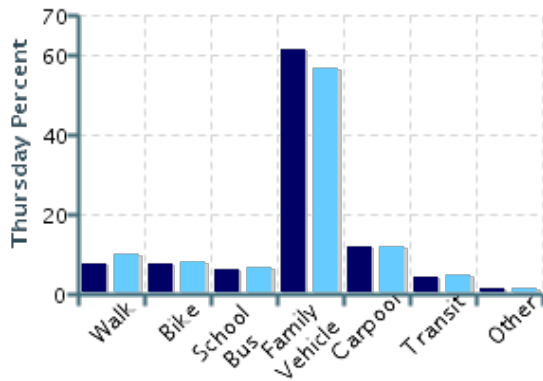
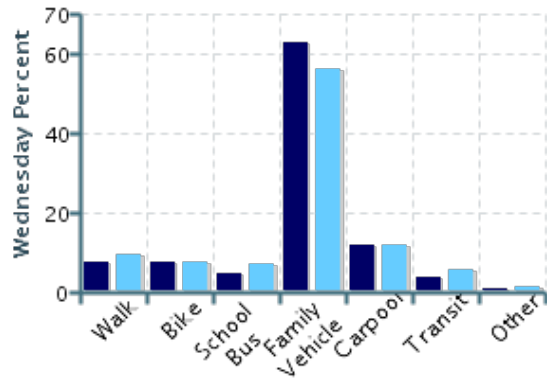
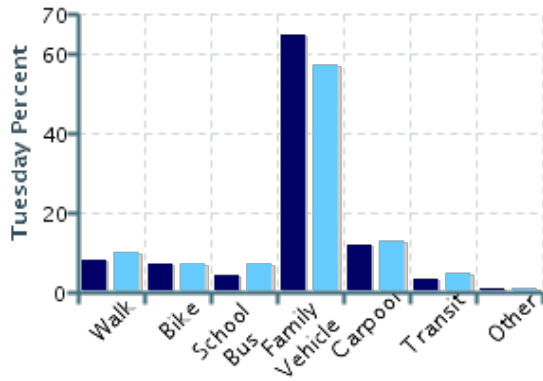
Morning and Afternoon Travel Mode Comparison

	Number of Trips	Walk	Bike	School Bus	Family Vehicle	Carpool	Transit	Other
Morning	1871	8%	7%	5%	63%	12%	4%	1%
Afternoon	1822	10%	8%	7%	57%	12%	5%	1%

Percentages may not total 100% due to rounding.

Morning and Afternoon Travel Mode Comparison by Day

■ Morning ■ Afternoon

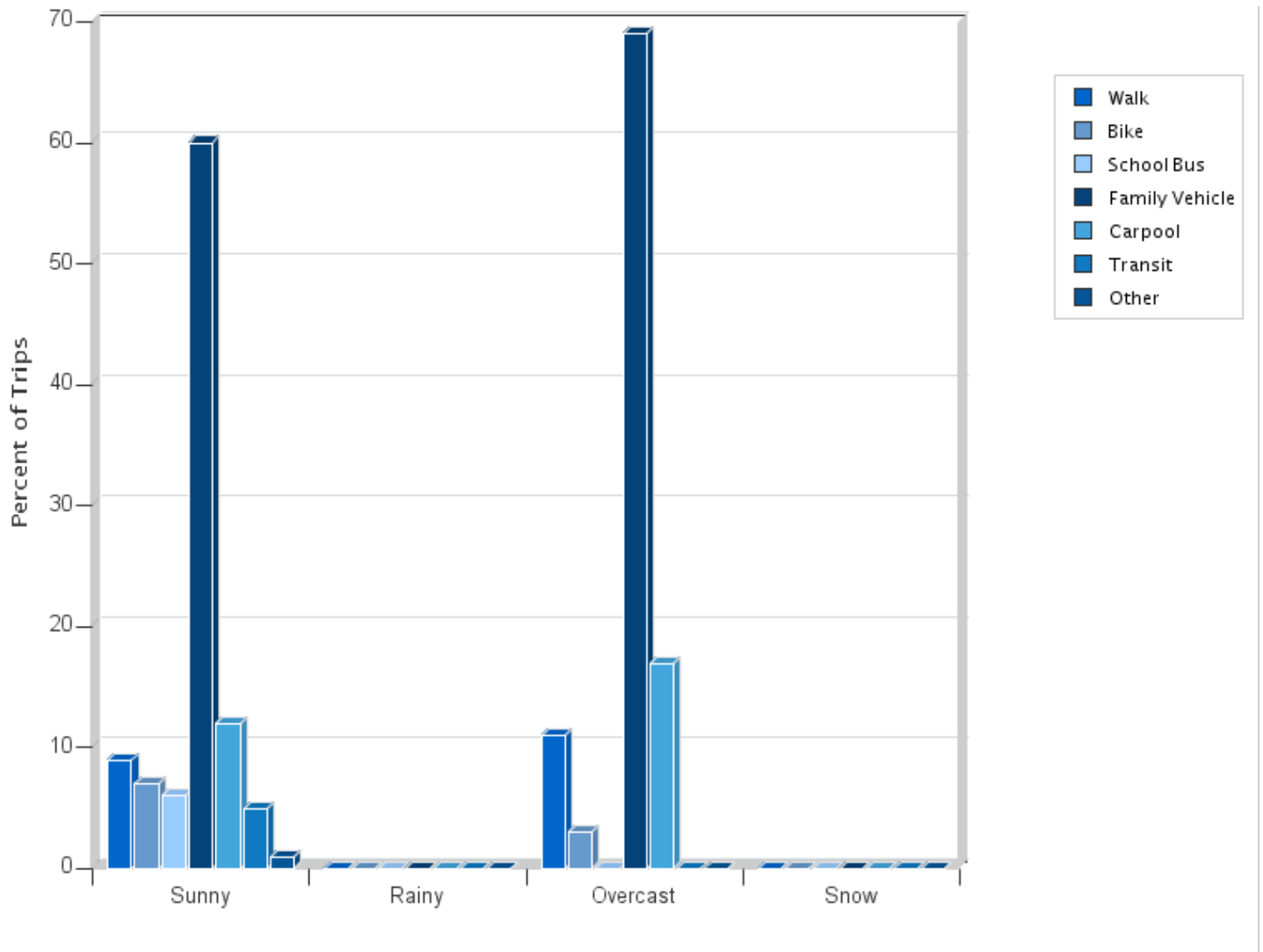


Morning and Afternoon Travel Mode Comparison by Day

	Number of Trips	Walk	Bike	School Bus	Family Vehicle	Carpool	Transit	Other
Tuesday AM	691	8%	7%	4%	65%	12%	3%	0.7%
Tuesday PM	641	10%	7%	7%	57%	13%	5%	0.9%
Wednesday AM	625	8%	8%	5%	63%	12%	4%	1%
Wednesday PM	627	10%	8%	7%	56%	12%	6%	2%
Thursday AM	555	8%	7%	6%	62%	12%	4%	1%
Thursday PM	554	10%	8%	7%	57%	12%	5%	2%

Percentages may not total 100% due to rounding.

Travel Mode by Weather Conditions



Travel Mode by Weather Condition

Weather Condition	Number of Trips	Walk	Bike	School Bus	Family Vehicle	Carpool	Transit	Other
Sunny	3657	9%	7%	6%	60%	12%	5%	1%
Rainy	0	0%	0%	0%	0%	0%	0%	0%
Overcast	36	11%	3%	0%	69%	17%	0%	0%
Snow	0	0%	0%	0%	0%	0%	0%	0%

Percentages may not total 100% due to rounding.