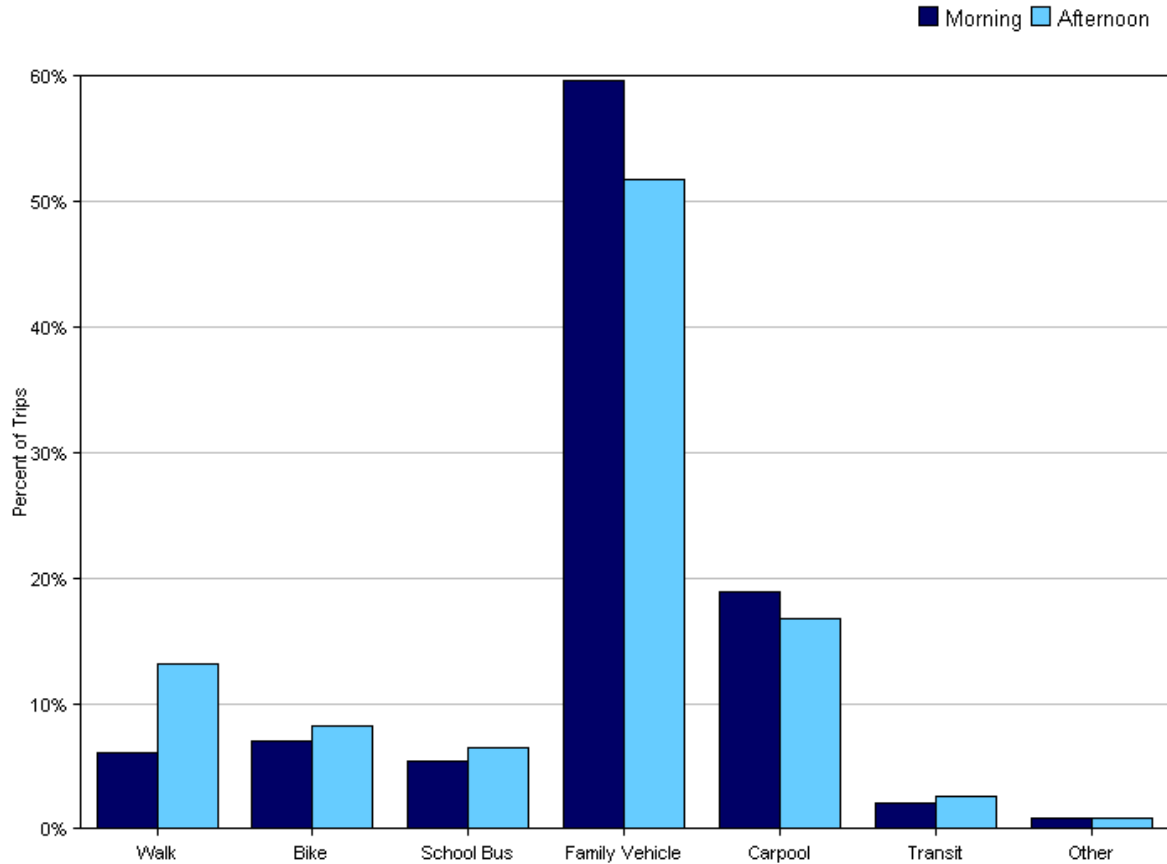


Tally Report

Program Name:	Safe Routes to School	Month and Year Collected:	December 2010
School Name:	Redwood High School	Set ID:	5649
School Enrollment:	1455	Date Report Generated:	01/06/2011
Enrollment within Grades Targeted by SRTS Program:		Number of Classrooms Included in Report:	32
Number of Classrooms in School:	32		

Morning and Afternoon Travel Mode Comparison

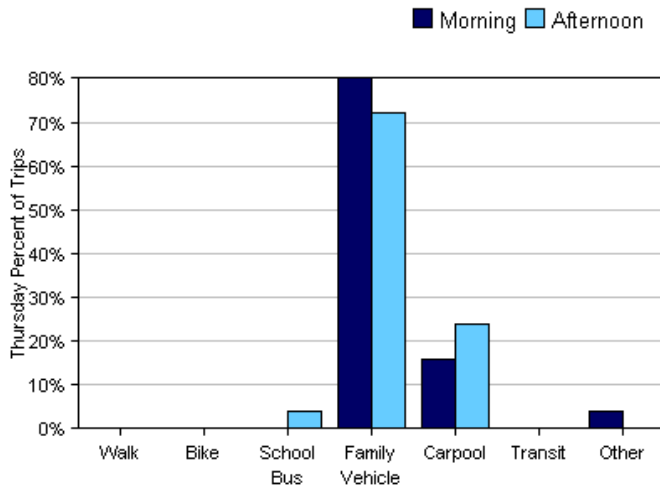
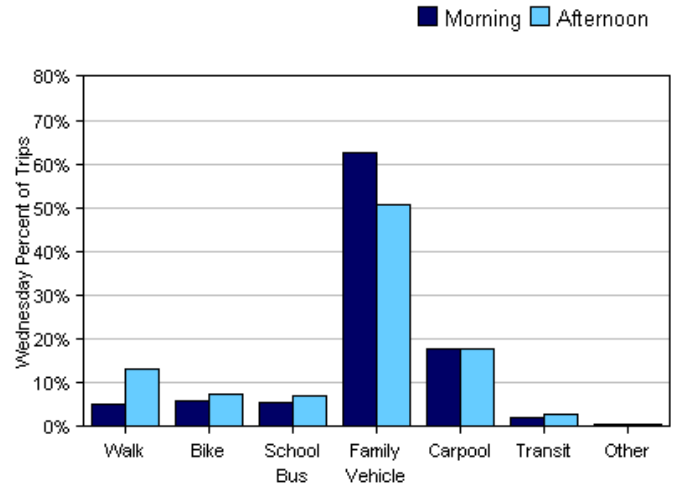
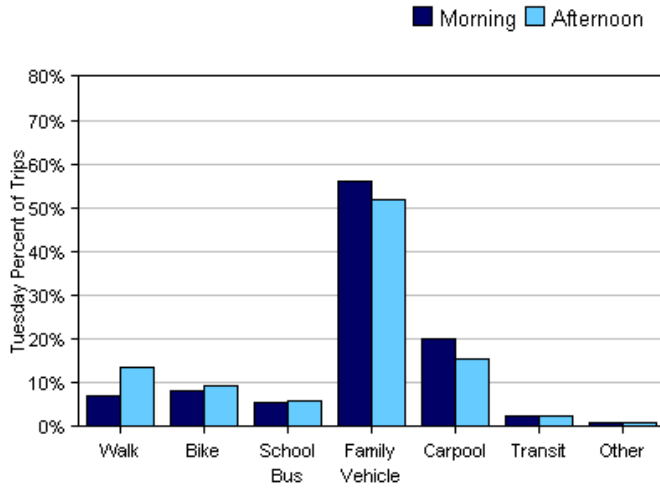


Morning and Afternoon Travel Mode Comparison

	Number of Trips	Walk	Bike	School Bus	Family Vehicle	Carpool	Transit	Other
Morning	1263	6%	7%	5%	60%	19%	2%	0.9%
Afternoon	1221	13%	8%	6%	52%	17%	3%	0.9%

Percentages may not total 100% due to rounding.

Morning and Afternoon Travel Mode Comparison by Day

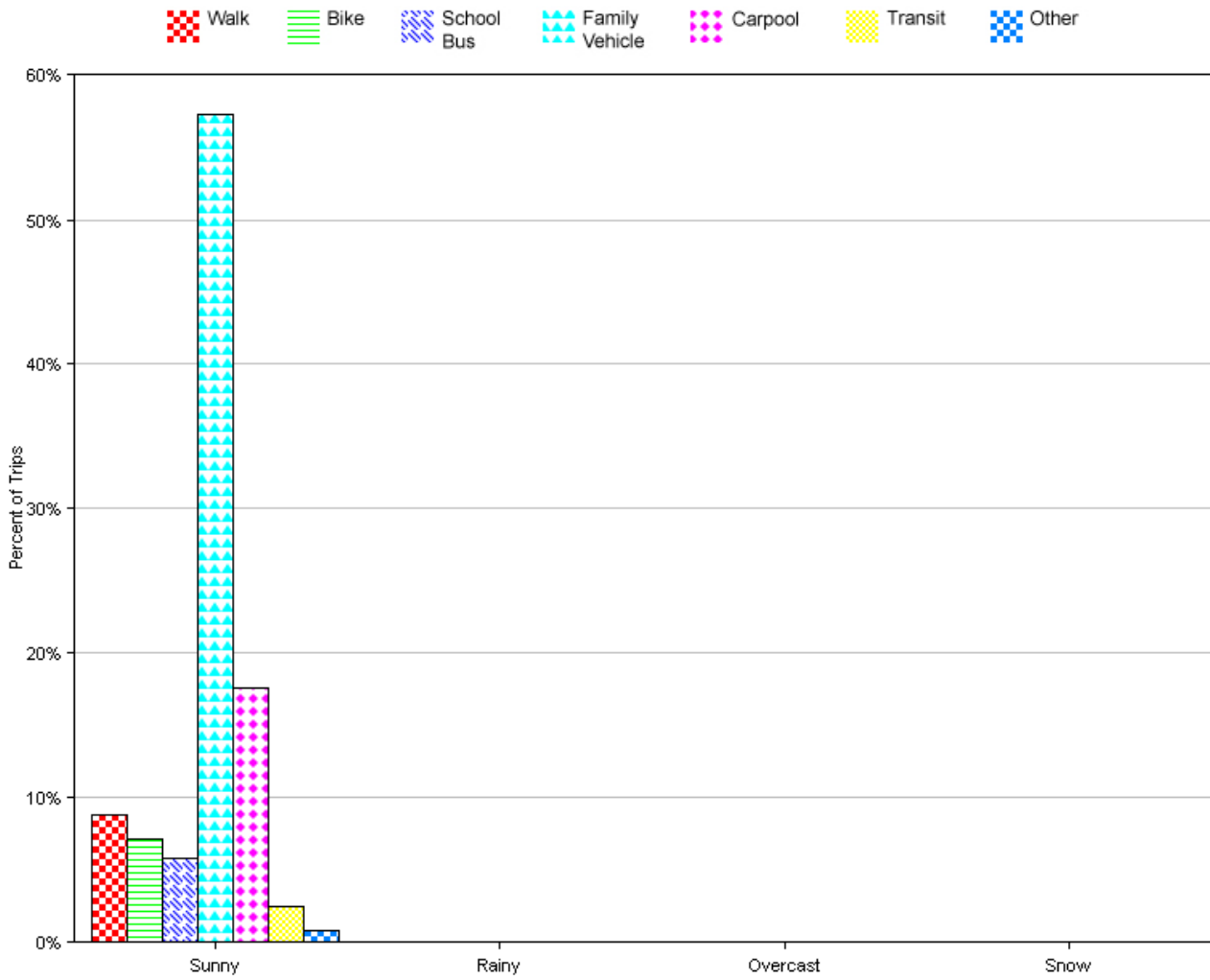


Morning and Afternoon Travel Mode Comparison by Day

	Number of Trips	Walk	Bike	School Bus	Family Vehicle	Carpool	Transit	Other
Tuesday AM	643	7%	8%	5%	56%	20%	2%	0.9%
Tuesday PM	620	14%	9%	6%	52%	15%	3%	1%
Wednesday AM	595	5%	6%	6%	63%	18%	2%	0.7%
Wednesday PM	576	13%	7%	7%	51%	18%	3%	0.7%
Thursday AM	25	0%	0%	0%	80%	16%	0%	4%
Thursday PM	25	0%	0%	4%	72%	24%	0%	0%

Percentages may not total 100% due to rounding.

Travel Mode by Weather Conditions



Travel Mode by Weather Condition

Weather Condition	Number of Trips	Walk	Bike	School Bus	Family Vehicle	Carpool	Transit	Other
Sunny	2238	9%	7%	6%	57%	18%	3%	0.8%
Rainy	0	0%	0%	0%	0%	0%	0%	0%
Overcast	0	0%	0%	0%	0%	0%	0%	0%
Snow	0	0%	0%	0%	0%	0%	0%	0%

Percentages may not total 100% due to rounding.