

# Student Travel Tally Report: One School in One Data Collection Period

**School Name:** Redwood High School

**Set ID:** 18698

**School Group:** Marin Safe Routes to Schools

**Month and Year Collected:** September 2015

**School Enrollment:** 1630

**Date Report Generated:** 12/29/2015

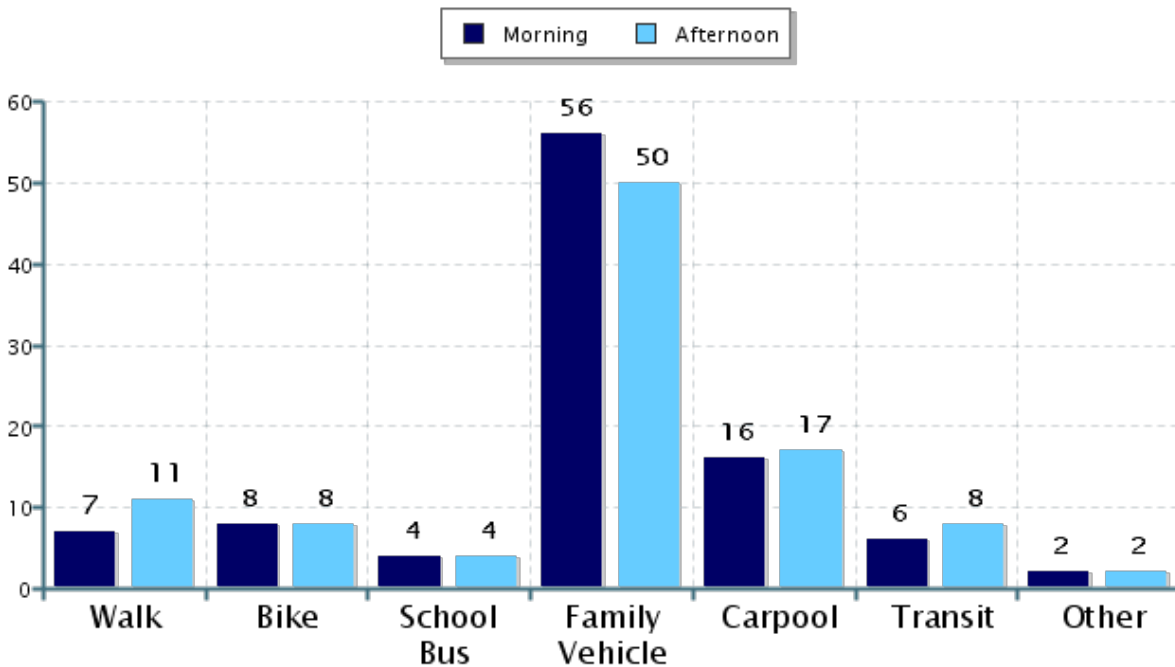
**% of Students reached by SRTS activities:** Don't Know

**Tags:**

**Number of Classrooms  
Included in Report:** 79

This report contains information from your school's classrooms about students' trip to and from school. The data used in this report were collected using the in-class Student Travel Tally questionnaire from the National Center for Safe Routes to School.

## Morning and Afternoon Travel Mode Comparison



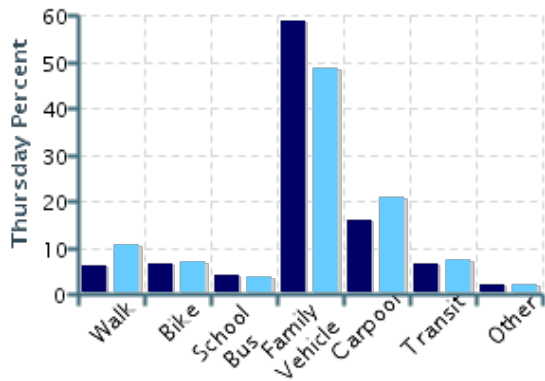
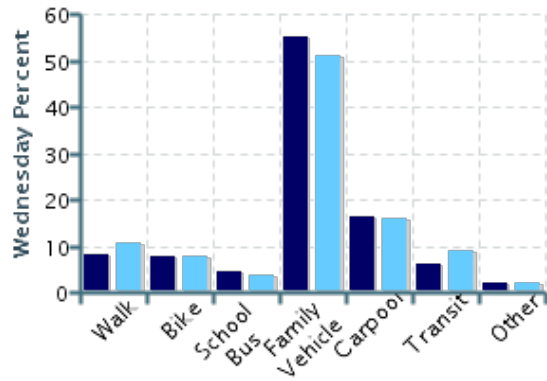
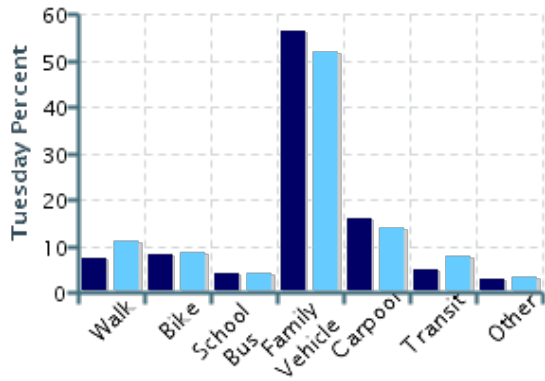
## Morning and Afternoon Travel Mode Comparison

	Number of Trips	Walk	Bike	School Bus	Family Vehicle	Carpool	Transit	Other
Morning	4230	7%	8%	4%	56%	16%	6%	2%
Afternoon	4123	11%	8%	4%	50%	17%	8%	2%

Percentages may not total 100% due to rounding.

## Morning and Afternoon Travel Mode Comparison by Day

■ Morning      ■ Afternoon

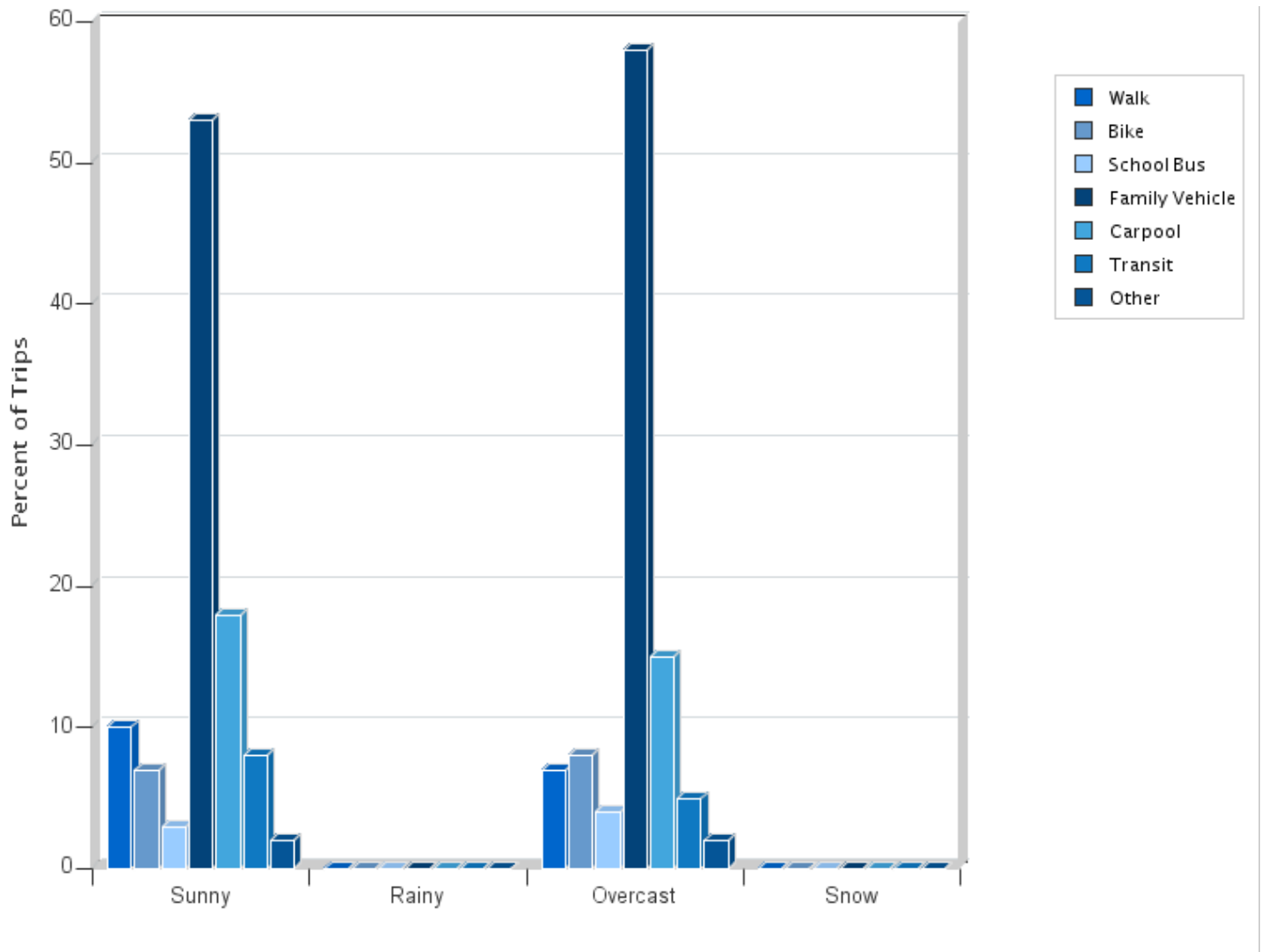


## Morning and Afternoon Travel Mode Comparison by Day

	Number of Trips	Walk	Bike	School Bus	Family Vehicle	Carpool	Transit	Other
Tuesday AM	1605	8%	8%	4%	56%	16%	5%	3%
Tuesday PM	1573	11%	9%	4%	52%	14%	8%	3%
Wednesday AM	1208	8%	8%	5%	55%	16%	6%	2%
Wednesday PM	1163	11%	8%	4%	51%	16%	9%	2%
Thursday AM	1283	6%	6%	4%	59%	16%	7%	2%
Thursday PM	1269	11%	7%	4%	49%	21%	7%	2%

Percentages may not total 100% due to rounding.

### Travel Mode by Weather Conditions



### Travel Mode by Weather Condition

Weather Condition	Number of Trips	Walk	Bike	School Bus	Family Vehicle	Carpool	Transit	Other
Sunny	3005	10%	7%	3%	53%	18%	8%	2%
Rainy	0	0%	0%	0%	0%	0%	0%	0%
Overcast	3368	7%	8%	4%	58%	15%	5%	2%
Snow	0	0%	0%	0%	0%	0%	0%	0%

Percentages may not total 100% due to rounding.