

Student Travel Tally Report: One School in One Data Collection Period

School Name: Rancho Elementary School

Set ID: 20481

School Group: Marin Safe Routes to Schools

Month and Year Collected: May 2016

School Enrollment: 482

Date Report Generated: 11/25/2016

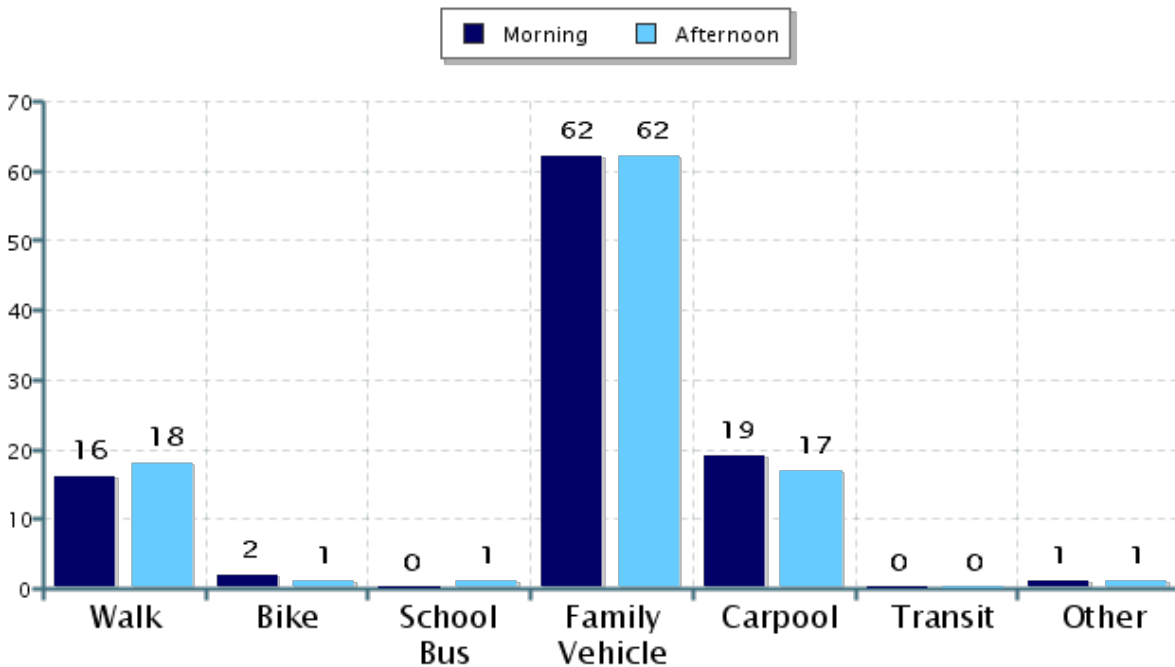
% of Students reached by SRTS activities: Don't Know

Tags: 2016 Spring Student Tally

**Number of Classrooms
Included in Report:** 14

This report contains information from your school's classrooms about students' trip to and from school. The data used in this report were collected using the in-class Student Travel Tally questionnaire from the National Center for Safe Routes to School.

Morning and Afternoon Travel Mode Comparison



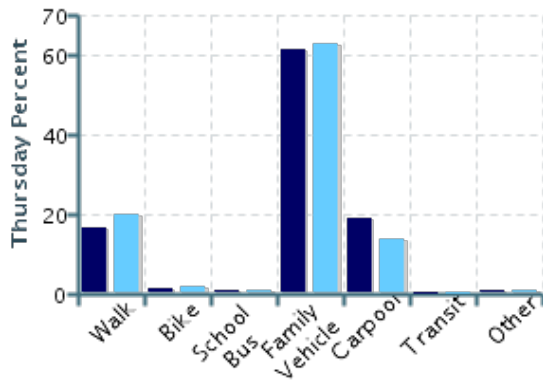
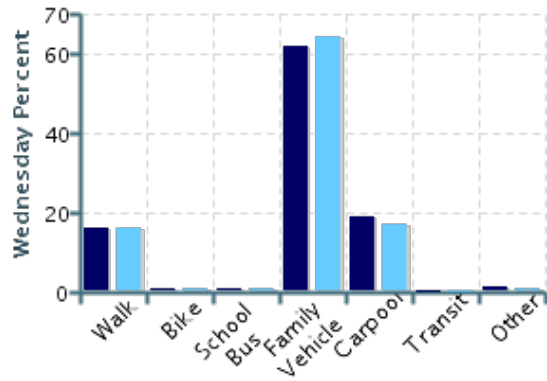
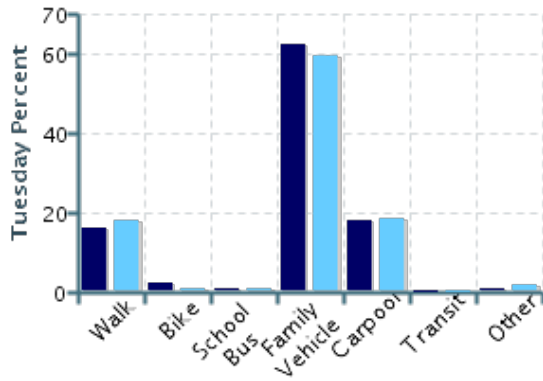
Morning and Afternoon Travel Mode Comparison

	Number of Trips	Walk	Bike	School Bus	Family Vehicle	Carpool	Transit	Other
Morning	791	16%	2%	0.4%	62%	19%	0%	1%
Afternoon	711	18%	1%	0.7%	62%	17%	0%	1%

Percentages may not total 100% due to rounding.

Morning and Afternoon Travel Mode Comparison by Day

■ Morning ■ Afternoon

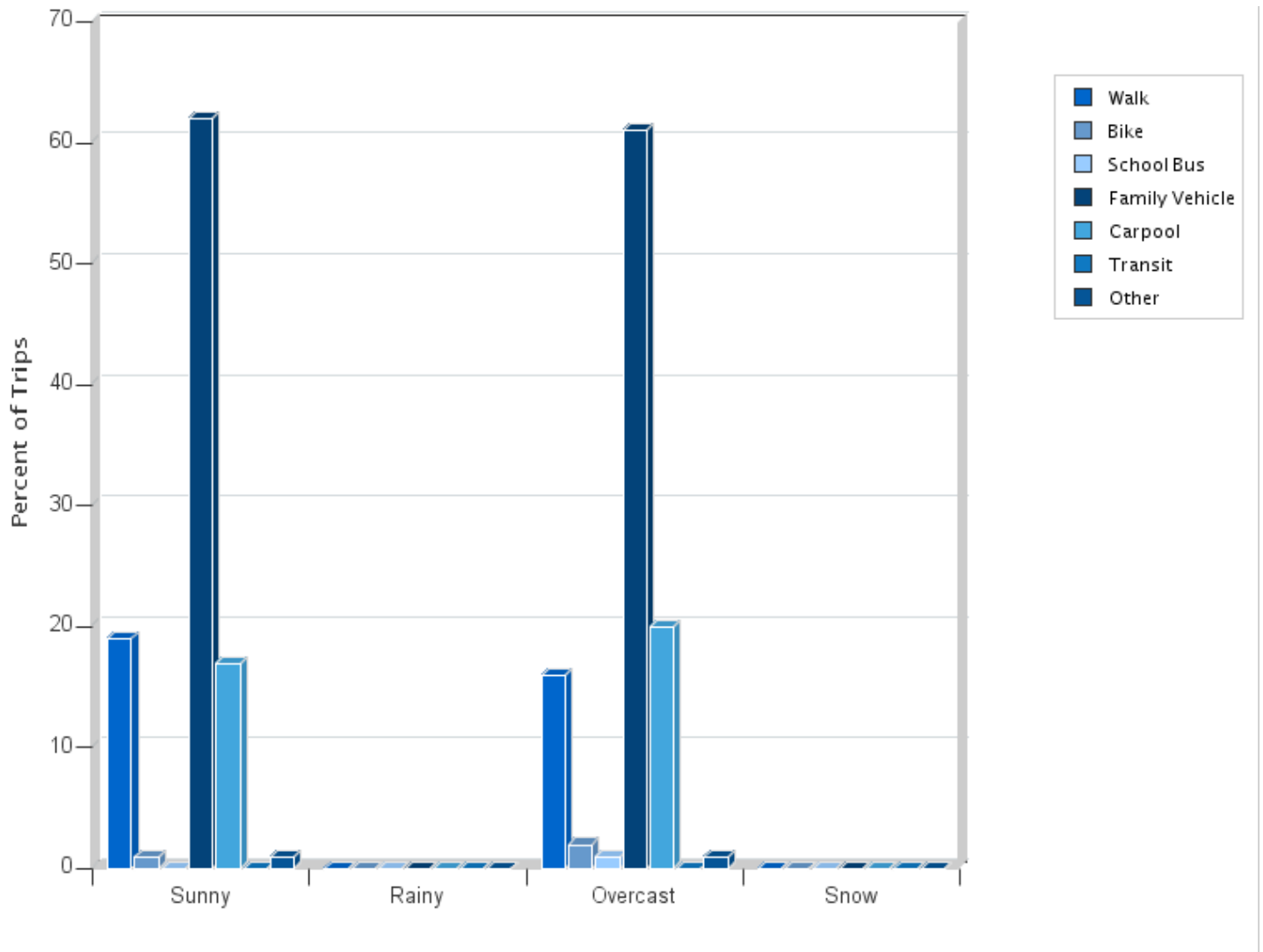


Morning and Afternoon Travel Mode Comparison by Day

	Number of Trips	Walk	Bike	School Bus	Family Vehicle	Carpool	Transit	Other
Tuesday AM	279	16%	2%	0.4%	62%	18%	0%	1%
Tuesday PM	218	18%	0.9%	0.9%	60%	19%	0%	2%
Wednesday AM	263	16%	0.8%	0.4%	62%	19%	0%	2%
Wednesday PM	260	16%	0.8%	0.4%	64%	17%	0%	1%
Thursday AM	249	16%	2%	0.4%	61%	19%	0%	0.8%
Thursday PM	233	20%	2%	0.9%	63%	14%	0%	0.4%

Percentages may not total 100% due to rounding.

Travel Mode by Weather Conditions



Travel Mode by Weather Condition

Weather Condition	Number of Trips	Walk	Bike	School Bus	Family Vehicle	Carpool	Transit	Other
Sunny	648	19%	1%	0.3%	62%	17%	0%	1%
Rainy	0	0%	0%	0%	0%	0%	0%	0%
Overcast	587	16%	2%	0.5%	61%	20%	0%	1%
Snow	0	0%	0%	0%	0%	0%	0%	0%

Percentages may not total 100% due to rounding.