

Student Travel Tally Report: One School in One Data Collection Period

School Name: Pleasant Valley

Set ID: 23160

School Group: Marin Safe Routes to Schools

Month and Year Collected: May 2017

School Enrollment: 500

Date Report Generated: 06/28/2017

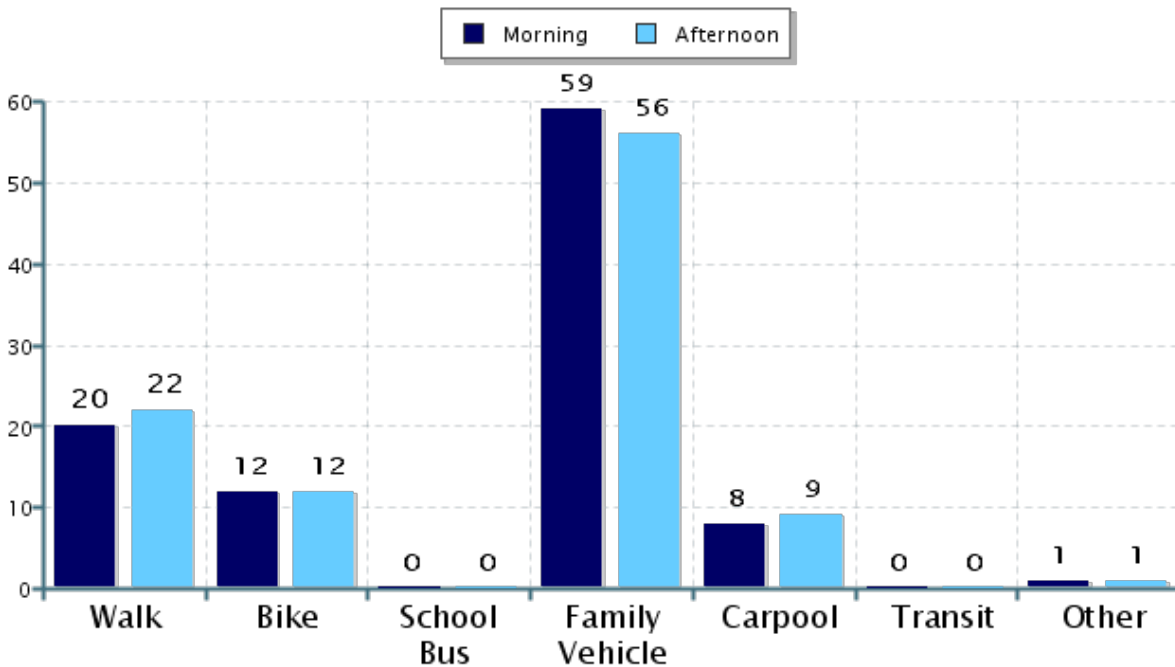
% of Students reached by SRTS activities: Don't Know

Tags:

**Number of Classrooms
Included in Report:** 10

This report contains information from your school's classrooms about students' trip to and from school. The data used in this report were collected using the in-class Student Travel Tally questionnaire from the National Center for Safe Routes to School.

Morning and Afternoon Travel Mode Comparison



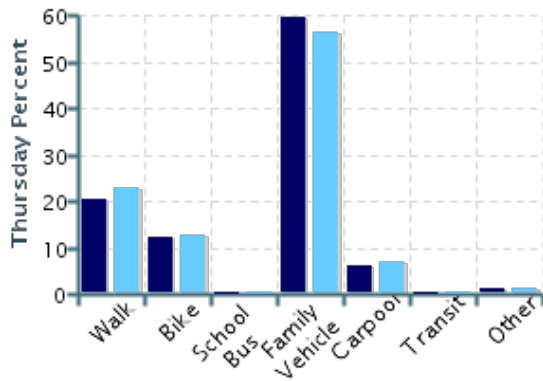
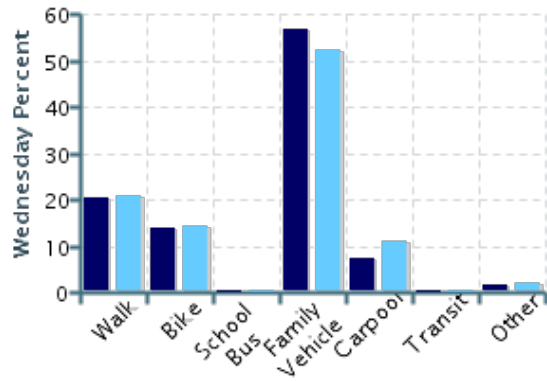
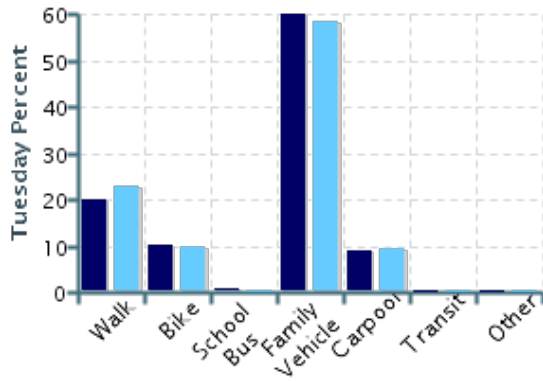
Morning and Afternoon Travel Mode Comparison

	Number of Trips	Walk	Bike	School Bus	Family Vehicle	Carpool	Transit	Other
Morning	552	20%	12%	0.4%	59%	8%	0%	0.9%
Afternoon	546	22%	12%	0%	56%	9%	0%	0.9%

Percentages may not total 100% due to rounding.

Morning and Afternoon Travel Mode Comparison by Day

■ Morning ■ Afternoon

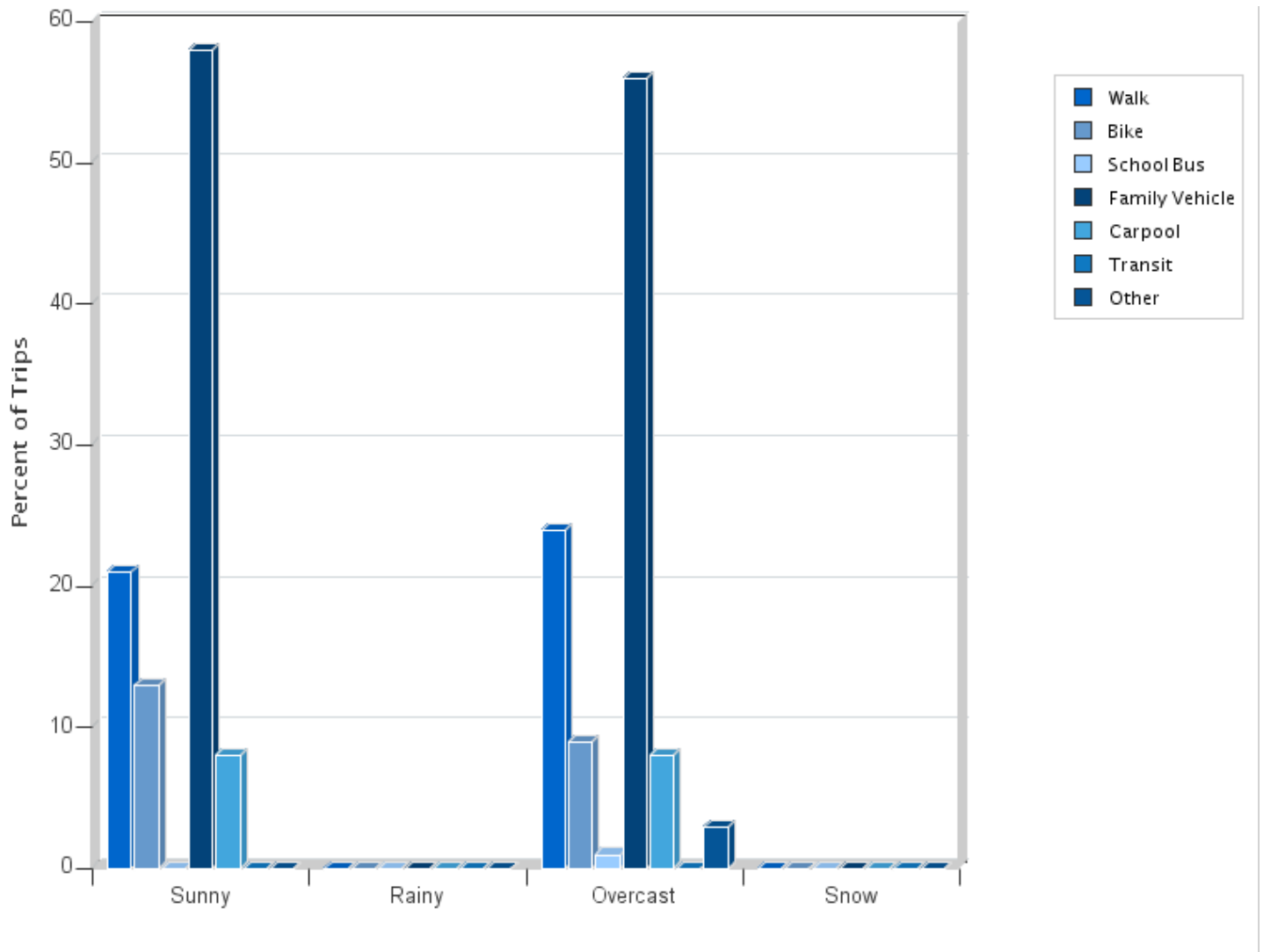


Morning and Afternoon Travel Mode Comparison by Day

	Number of Trips	Walk	Bike	School Bus	Family Vehicle	Carpool	Transit	Other
Tuesday AM	225	20%	10%	0.9%	60%	9%	0%	0%
Tuesday PM	225	23%	10%	0%	58%	9%	0%	0%
Wednesday AM	166	20%	14%	0%	57%	7%	0%	2%
Wednesday PM	163	21%	14%	0%	52%	11%	0%	2%
Thursday AM	161	20%	12%	0%	60%	6%	0%	1%
Thursday PM	158	23%	13%	0%	56%	7%	0%	1%

Percentages may not total 100% due to rounding.

Travel Mode by Weather Conditions



Travel Mode by Weather Condition

Weather Condition	Number of Trips	Walk	Bike	School Bus	Family Vehicle	Carpool	Transit	Other
Sunny	873	21%	13%	0%	58%	8%	0%	0.5%
Rainy	0	0%	0%	0%	0%	0%	0%	0%
Overcast	225	24%	9%	0.9%	56%	8%	0%	3%
Snow	0	0%	0%	0%	0%	0%	0%	0%

Percentages may not total 100% due to rounding.