

Student Travel Tally Report: One School in One Data Collection Period

School Name: Pleasant Valley

Set ID: 26560

School Group: Marin Safe Routes to Schools

Month and Year Collected: September 2018

School Enrollment: 465

Date Report Generated: 11/16/2018

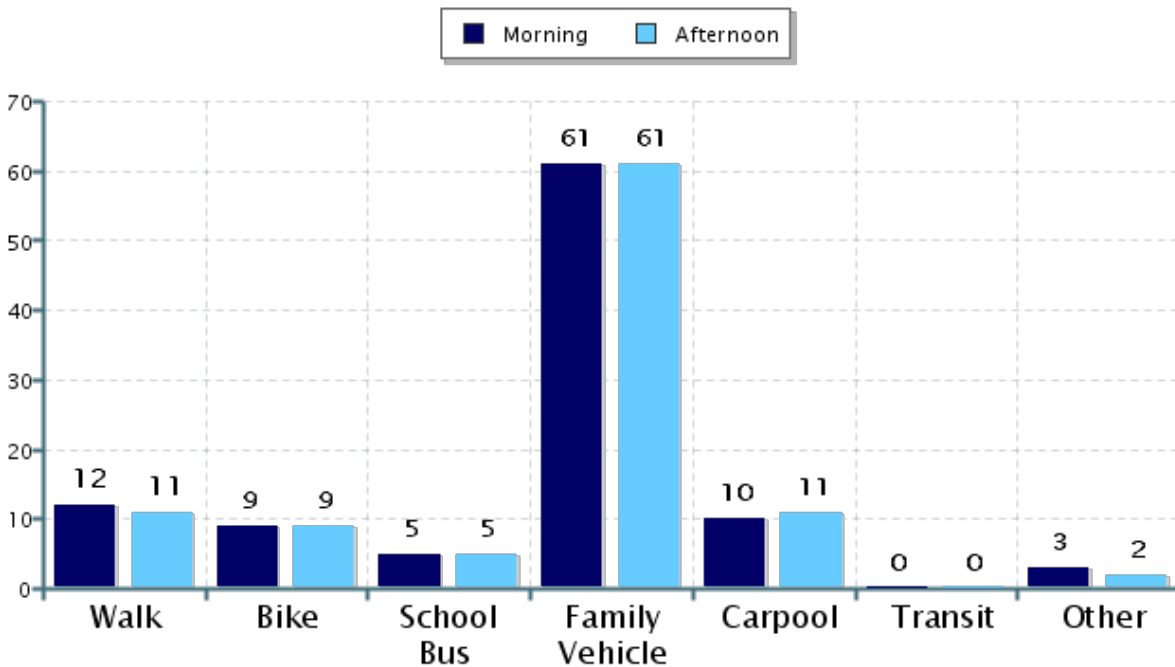
% of Students reached by SRTS activities: Don't Know

Tags:

**Number of Classrooms
Included in Report:** 14

This report contains information from your school's classrooms about students' trip to and from school. The data used in this report were collected using the in-class Student Travel Tally questionnaire from the National Center for Safe Routes to School.

Morning and Afternoon Travel Mode Comparison



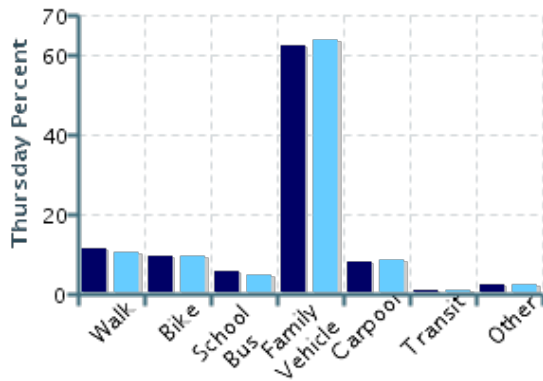
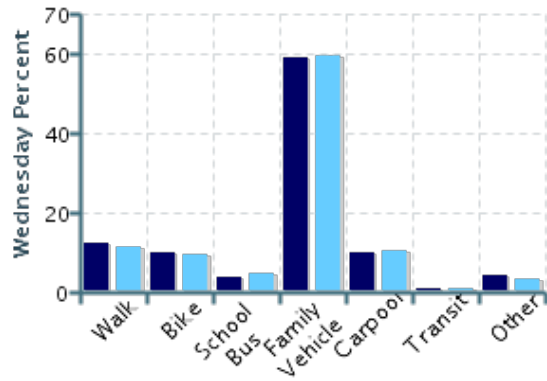
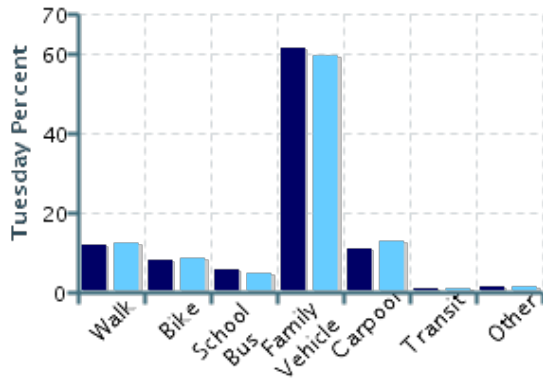
Morning and Afternoon Travel Mode Comparison

	Number of Trips	Walk	Bike	School Bus	Family Vehicle	Carpool	Transit	Other
Morning	930	12%	9%	5%	61%	10%	0.3%	3%
Afternoon	908	11%	9%	5%	61%	11%	0.4%	2%

Percentages may not total 100% due to rounding.

Morning and Afternoon Travel Mode Comparison by Day

■ Morning ■ Afternoon

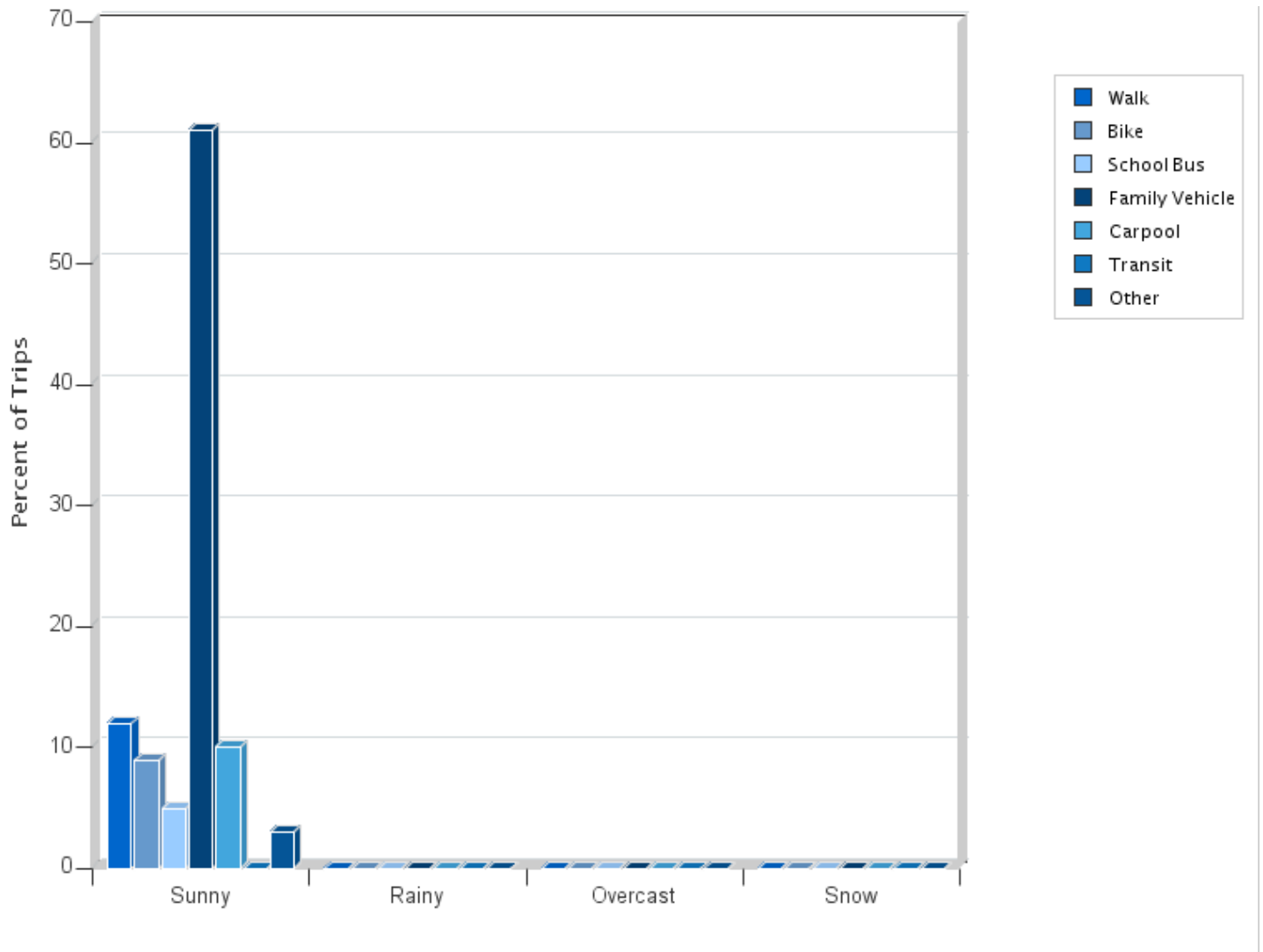


Morning and Afternoon Travel Mode Comparison by Day

	Number of Trips	Walk	Bike	School Bus	Family Vehicle	Carpool	Transit	Other
Tuesday AM	305	12%	8%	6%	61%	11%	0.3%	2%
Tuesday PM	303	13%	9%	5%	59%	13%	0.3%	2%
Wednesday AM	323	12%	10%	4%	59%	10%	0.3%	4%
Wednesday PM	303	11%	10%	5%	60%	11%	0.7%	3%
Thursday AM	302	11%	10%	6%	63%	8%	0.3%	2%
Thursday PM	302	10%	10%	5%	64%	9%	0.3%	2%

Percentages may not total 100% due to rounding.

Travel Mode by Weather Conditions



Travel Mode by Weather Condition

Weather Condition	Number of Trips	Walk	Bike	School Bus	Family Vehicle	Carpool	Transit	Other
Sunny	1838	12%	9%	5%	61%	10%	0.4%	3%
Rainy	0	0%	0%	0%	0%	0%	0%	0%
Overcast	0	0%	0%	0%	0%	0%	0%	0%
Snow	0	0%	0%	0%	0%	0%	0%	0%

Percentages may not total 100% due to rounding.