

Student Travel Tally Report: One School in One Data Collection Period

School Name: Pleasant Valley

Set ID: 23961

School Group: Marin Safe Routes to Schools

Month and Year Collected: September 2017

School Enrollment: 500

Date Report Generated: 02/05/2018

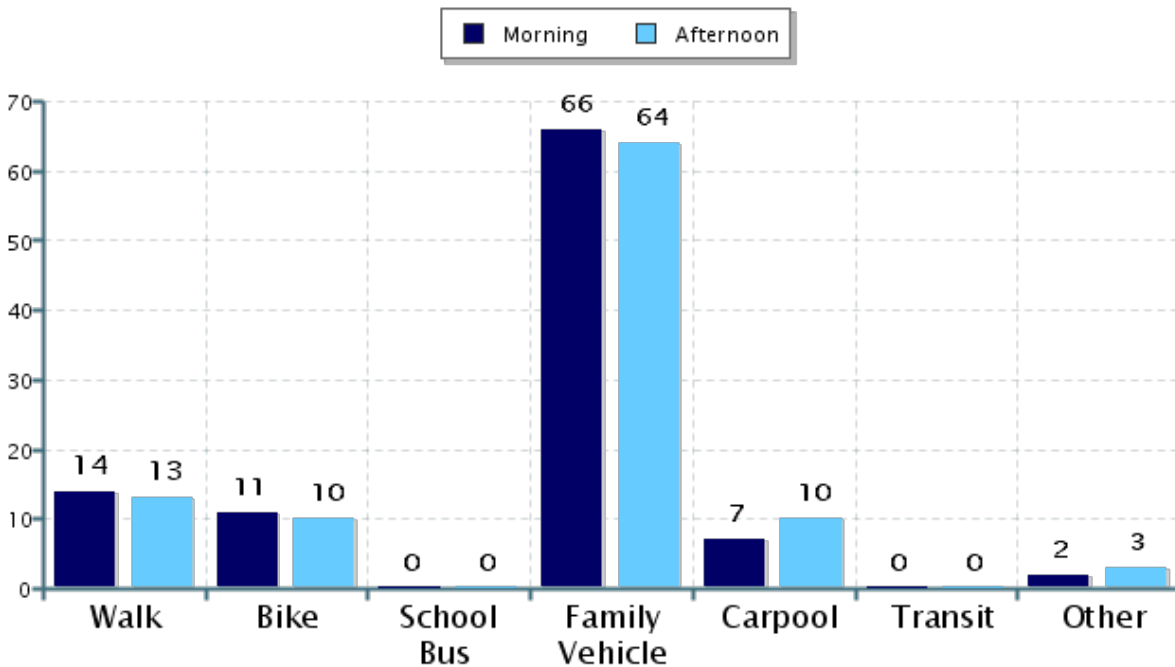
% of Students reached by SRTS activities: Don't Know

Tags:

**Number of Classrooms
Included in Report:** 15

This report contains information from your school's classrooms about students' trip to and from school. The data used in this report were collected using the in-class Student Travel Tally questionnaire from the National Center for Safe Routes to School.

Morning and Afternoon Travel Mode Comparison



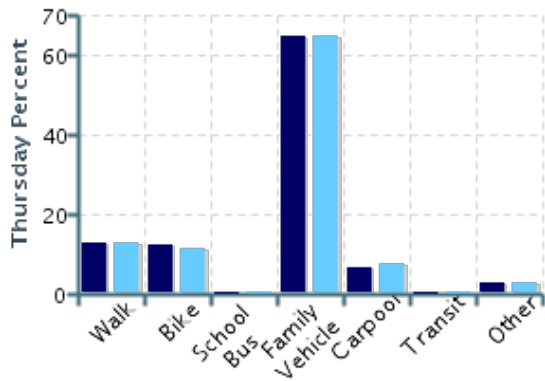
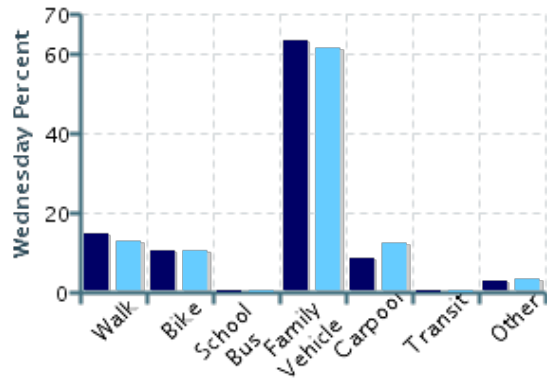
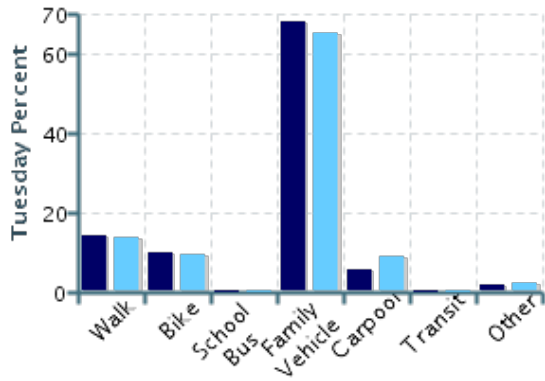
Morning and Afternoon Travel Mode Comparison

	Number of Trips	Walk	Bike	School Bus	Family Vehicle	Carpool	Transit	Other
Morning	485	14%	11%	0%	66%	7%	0%	2%
Afternoon	462	13%	10%	0%	64%	10%	0%	3%

Percentages may not total 100% due to rounding.

Morning and Afternoon Travel Mode Comparison by Day

■ Morning ■ Afternoon

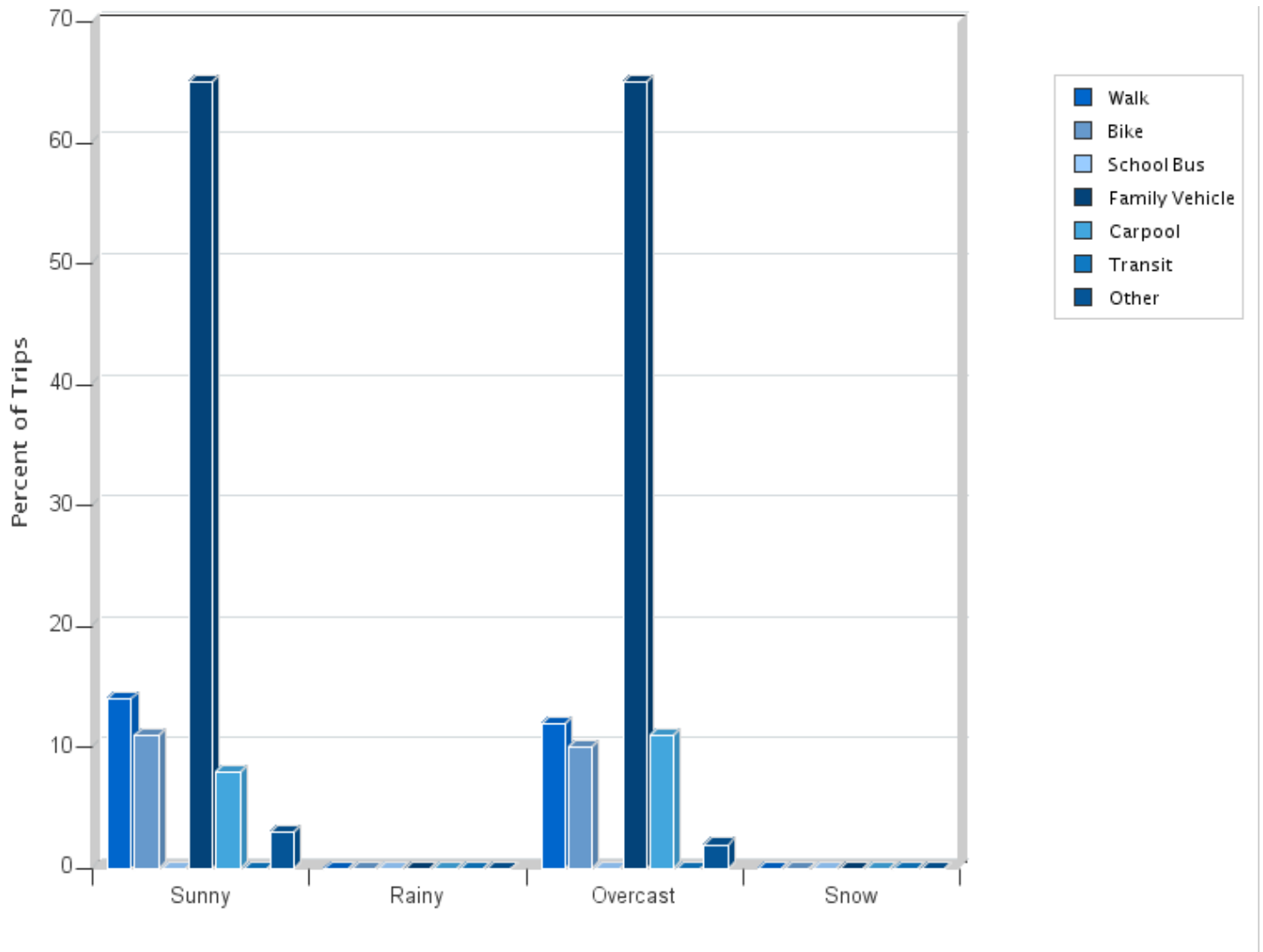


Morning and Afternoon Travel Mode Comparison by Day

	Number of Trips	Walk	Bike	School Bus	Family Vehicle	Carpool	Transit	Other
Tuesday AM	176	14%	10%	0%	68%	6%	0%	2%
Tuesday PM	176	14%	10%	0%	65%	9%	0%	2%
Wednesday AM	178	15%	11%	0%	63%	8%	0%	3%
Wednesday PM	156	13%	10%	0%	62%	12%	0%	3%
Thursday AM	131	13%	12%	0%	65%	7%	0%	3%
Thursday PM	130	13%	12%	0%	65%	8%	0%	3%

Percentages may not total 100% due to rounding.

Travel Mode by Weather Conditions



Travel Mode by Weather Condition

Weather Condition	Number of Trips	Walk	Bike	School Bus	Family Vehicle	Carpool	Transit	Other
Sunny	744	14%	11%	0%	65%	8%	0%	3%
Rainy	0	0%	0%	0%	0%	0%	0%	0%
Overcast	203	12%	10%	0%	65%	11%	0%	2%
Snow	0	0%	0%	0%	0%	0%	0%	0%

Percentages may not total 100% due to rounding.