

Student Travel Tally Report: One School in One Data Collection Period

School Name: Pleasant Valley

Set ID: 18696

School Group: Marin Safe Routes to Schools

Month and Year Collected: September 2015

School Enrollment: 526

Date Report Generated: 12/22/2015

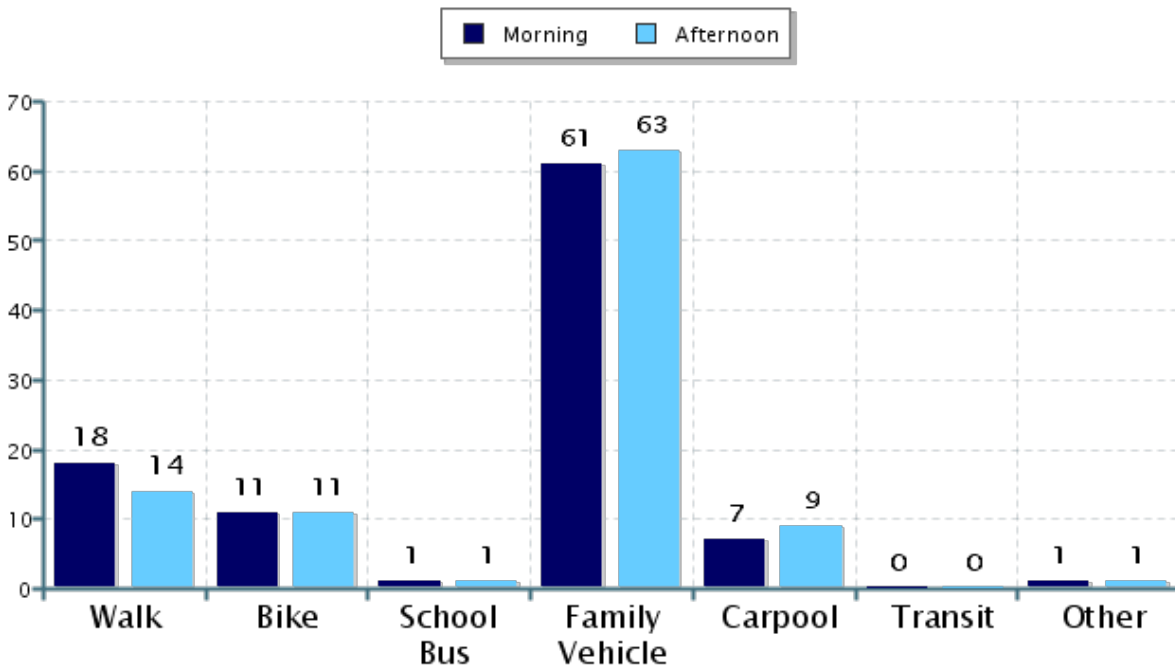
% of Students reached by SRTS activities: Don't Know

Tags:

**Number of Classrooms
Included in Report:** 21

This report contains information from your school's classrooms about students' trip to and from school. The data used in this report were collected using the in-class Student Travel Tally questionnaire from the National Center for Safe Routes to School.

Morning and Afternoon Travel Mode Comparison



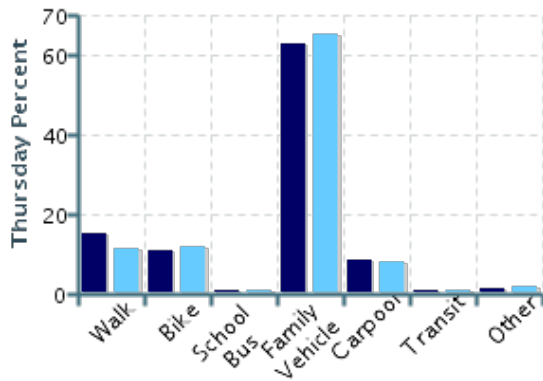
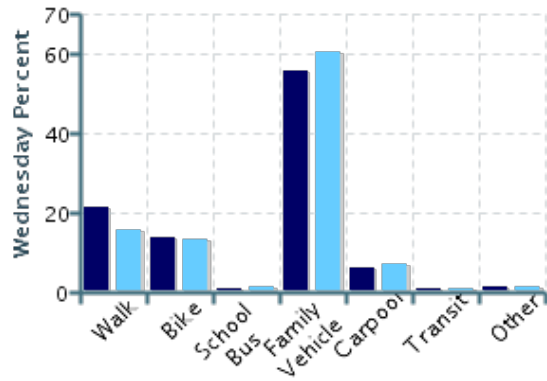
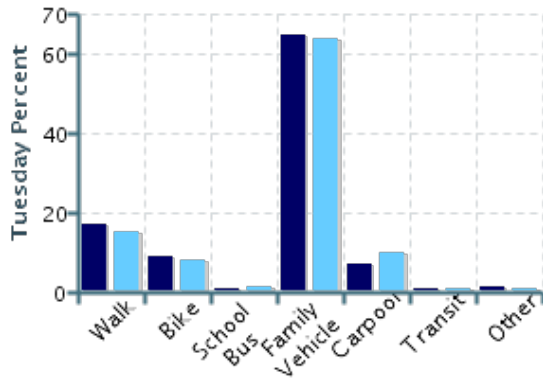
Morning and Afternoon Travel Mode Comparison

	Number of Trips	Walk	Bike	School Bus	Family Vehicle	Carpool	Transit	Other
Morning	1473	18%	11%	0.6%	61%	7%	0.2%	1%
Afternoon	1421	14%	11%	1%	63%	9%	0.2%	1%

Percentages may not total 100% due to rounding.

Morning and Afternoon Travel Mode Comparison by Day

■ Morning ■ Afternoon

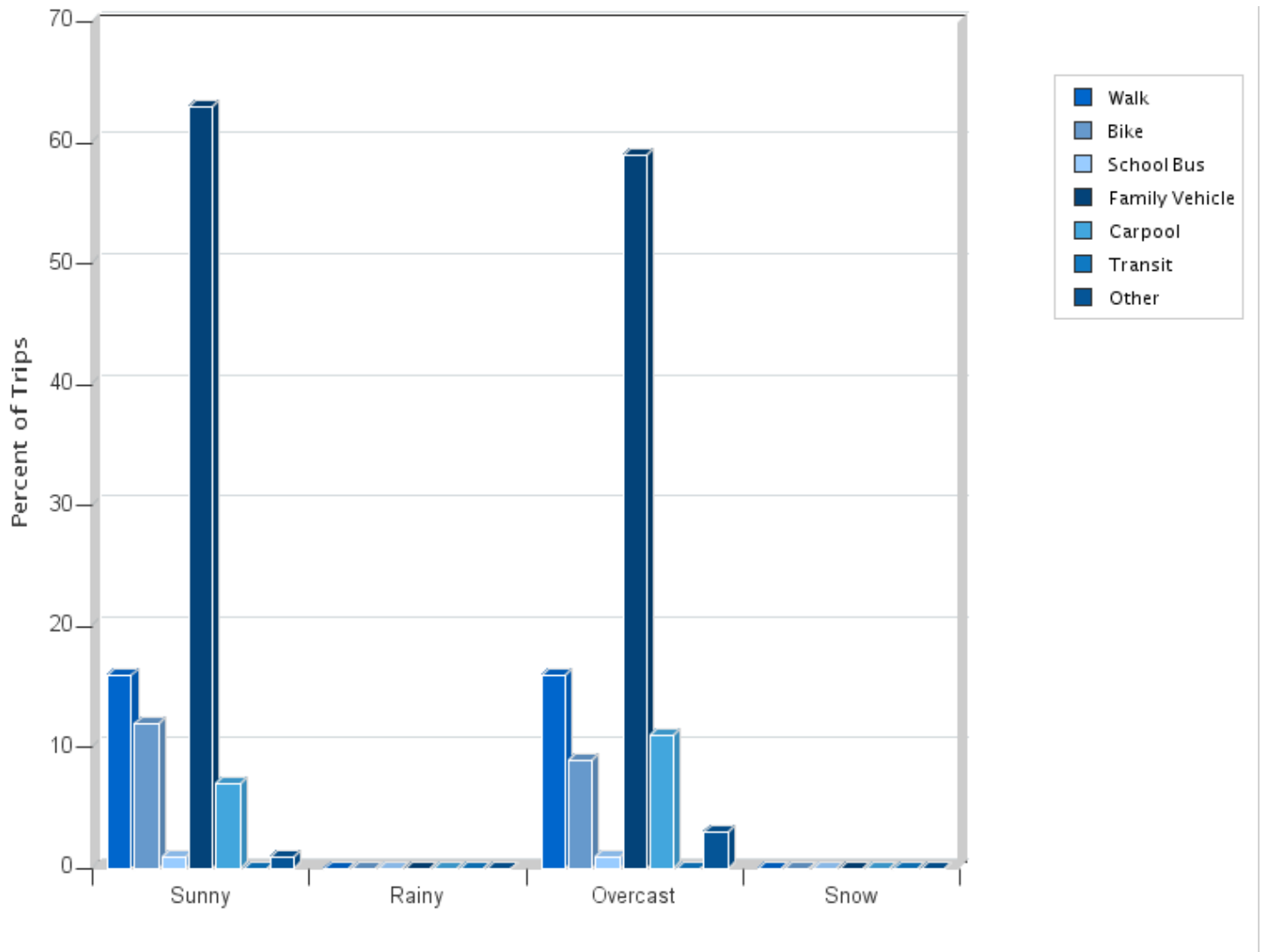


Morning and Afternoon Travel Mode Comparison by Day

	Number of Trips	Walk	Bike	School Bus	Family Vehicle	Carpool	Transit	Other
Tuesday AM	488	17%	9%	0.6%	65%	7%	0.2%	1%
Tuesday PM	487	15%	8%	1%	64%	10%	0.2%	1%
Wednesday AM	492	21%	14%	0.6%	56%	6%	0.2%	2%
Wednesday PM	489	16%	13%	1%	60%	7%	0.2%	2%
Thursday AM	493	15%	11%	0.6%	63%	9%	0.2%	1%
Thursday PM	445	11%	12%	0.9%	65%	8%	0.2%	2%

Percentages may not total 100% due to rounding.

Travel Mode by Weather Conditions



Travel Mode by Weather Condition

Weather Condition	Number of Trips	Walk	Bike	School Bus	Family Vehicle	Carpool	Transit	Other
Sunny	2563	16%	12%	1.0%	63%	7%	0.2%	1%
Rainy	0	0%	0%	0%	0%	0%	0%	0%
Overcast	331	16%	9%	0.6%	59%	11%	0%	3%
Snow	0	0%	0%	0%	0%	0%	0%	0%

Percentages may not total 100% due to rounding.