

Student Travel Tally Report: One School in One Data Collection Period

School Name: Park School

Set ID: 22941

School Group: Marin Safe Routes to Schools

Month and Year Collected: May 2017

School Enrollment: 349

Date Report Generated: 06/28/2017

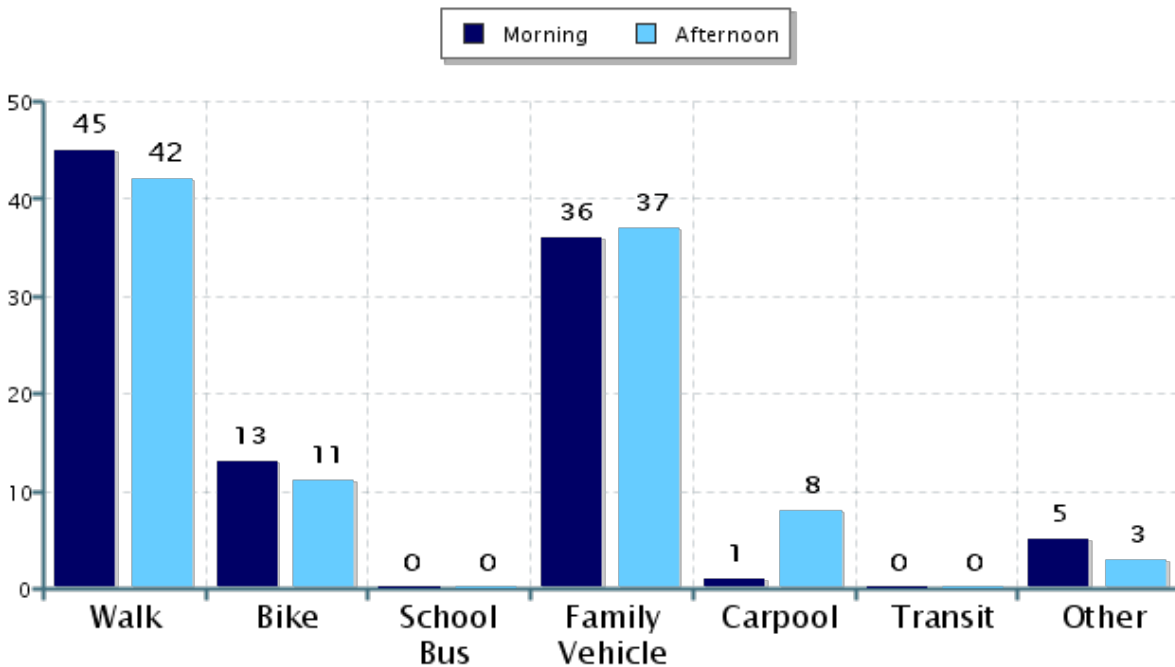
% of Students reached by SRTS activities: Don't Know

Tags:

**Number of Classrooms
Included in Report:** 23

This report contains information from your school's classrooms about students' trip to and from school. The data used in this report were collected using the in-class Student Travel Tally questionnaire from the National Center for Safe Routes to School.

Morning and Afternoon Travel Mode Comparison



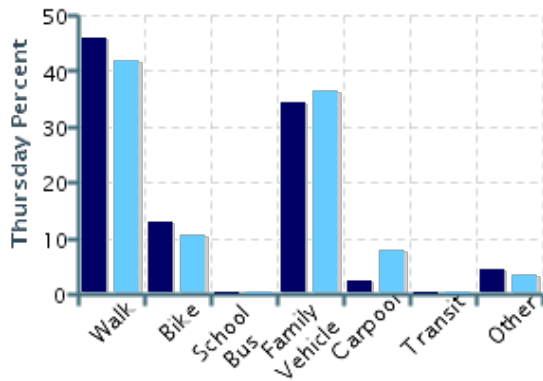
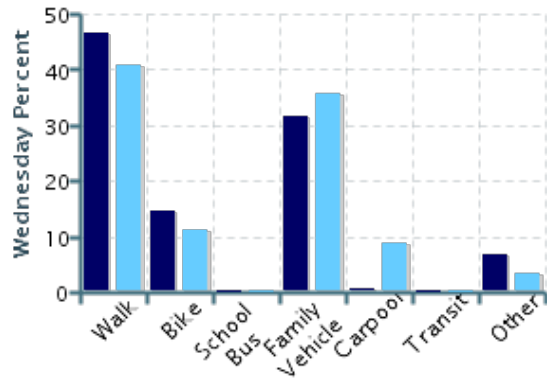
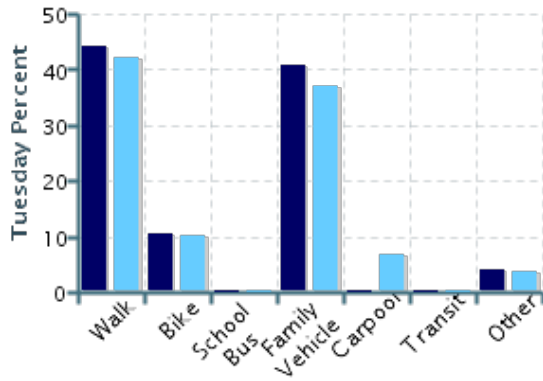
Morning and Afternoon Travel Mode Comparison

| | Number of Trips | Walk | Bike | School Bus | Family Vehicle | Carpool | Transit | Other |
|-----------|-----------------|------|------|------------|----------------|---------|---------|-------|
| Morning | 568 | 45% | 13% | 0% | 36% | 0.7% | 0% | 5% |
| Afternoon | 545 | 42% | 11% | 0% | 37% | 8% | 0% | 3% |

Percentages may not total 100% due to rounding.

Morning and Afternoon Travel Mode Comparison by Day

■ Morning ■ Afternoon

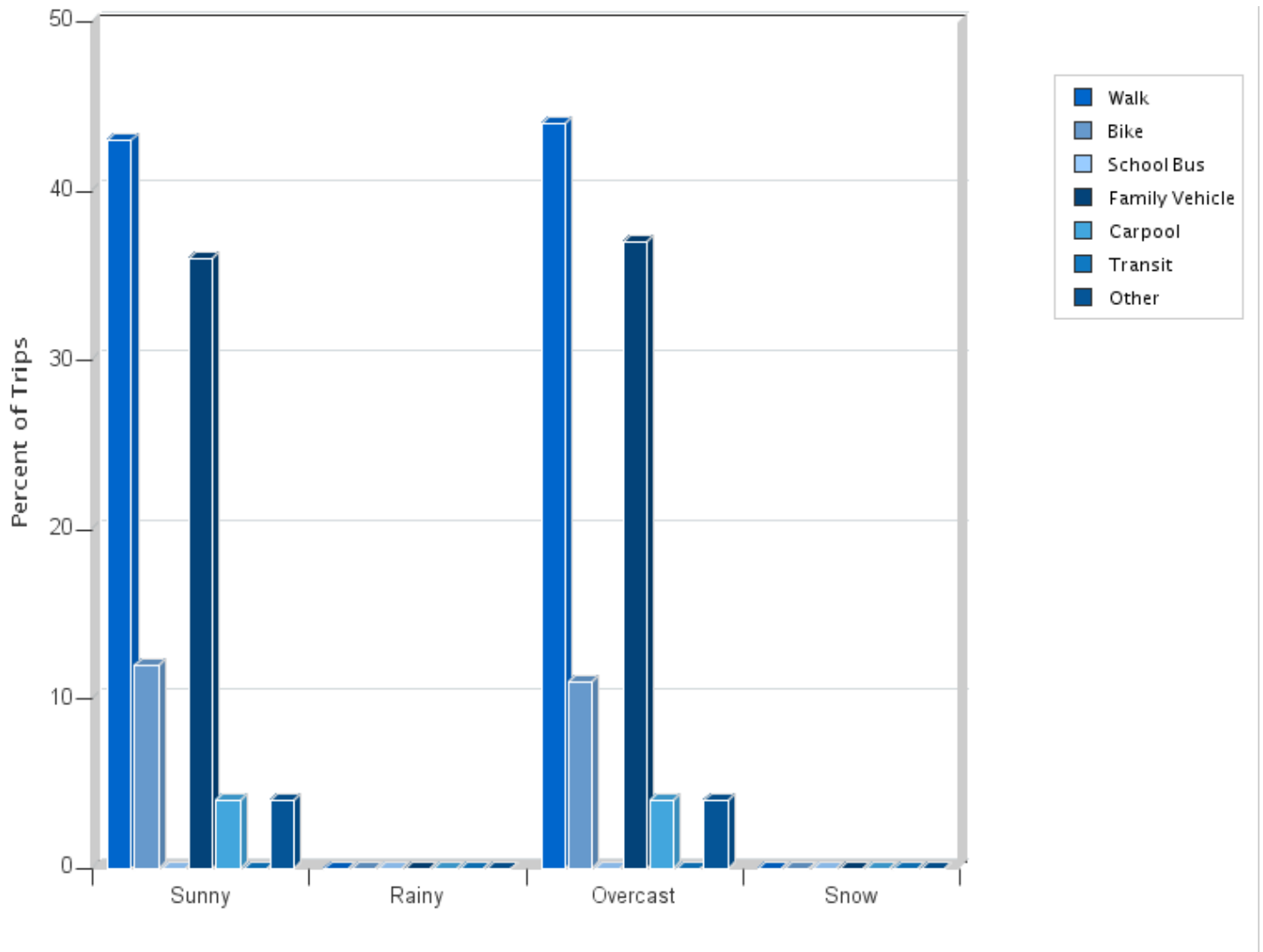


Morning and Afternoon Travel Mode Comparison by Day

| | Number of Trips | Walk | Bike | School Bus | Family Vehicle | Carpool | Transit | Other |
|--------------|-----------------|------|------|------------|----------------|---------|---------|-------|
| Tuesday AM | 244 | 44% | 11% | 0% | 41% | 0% | 0% | 4% |
| Tuesday PM | 223 | 42% | 10% | 0% | 37% | 7% | 0% | 4% |
| Wednesday AM | 193 | 47% | 15% | 0% | 32% | 0.5% | 0% | 7% |
| Wednesday PM | 171 | 41% | 11% | 0% | 36% | 9% | 0% | 4% |
| Thursday AM | 131 | 46% | 13% | 0% | 34% | 2% | 0% | 5% |
| Thursday PM | 151 | 42% | 11% | 0% | 36% | 8% | 0% | 3% |

Percentages may not total 100% due to rounding.

Travel Mode by Weather Conditions



Travel Mode by Weather Condition

| Weather Condition | Number of Trips | Walk | Bike | School Bus | Family Vehicle | Carpool | Transit | Other |
|-------------------|-----------------|------|------|------------|----------------|---------|---------|-------|
| Sunny | 900 | 43% | 12% | 0% | 36% | 4% | 0% | 4% |
| Rainy | 0 | 0% | 0% | 0% | 0% | 0% | 0% | 0% |
| Overcast | 213 | 44% | 11% | 0% | 37% | 4% | 0% | 4% |
| Snow | 0 | 0% | 0% | 0% | 0% | 0% | 0% | 0% |

Percentages may not total 100% due to rounding.