

Student Travel Tally Report: One School in One Data Collection Period

School Name: Park School

Set ID: 20484

School Group: Marin Safe Routes to Schools

Month and Year Collected: May 2016

School Enrollment: 349

Date Report Generated: 11/25/2016

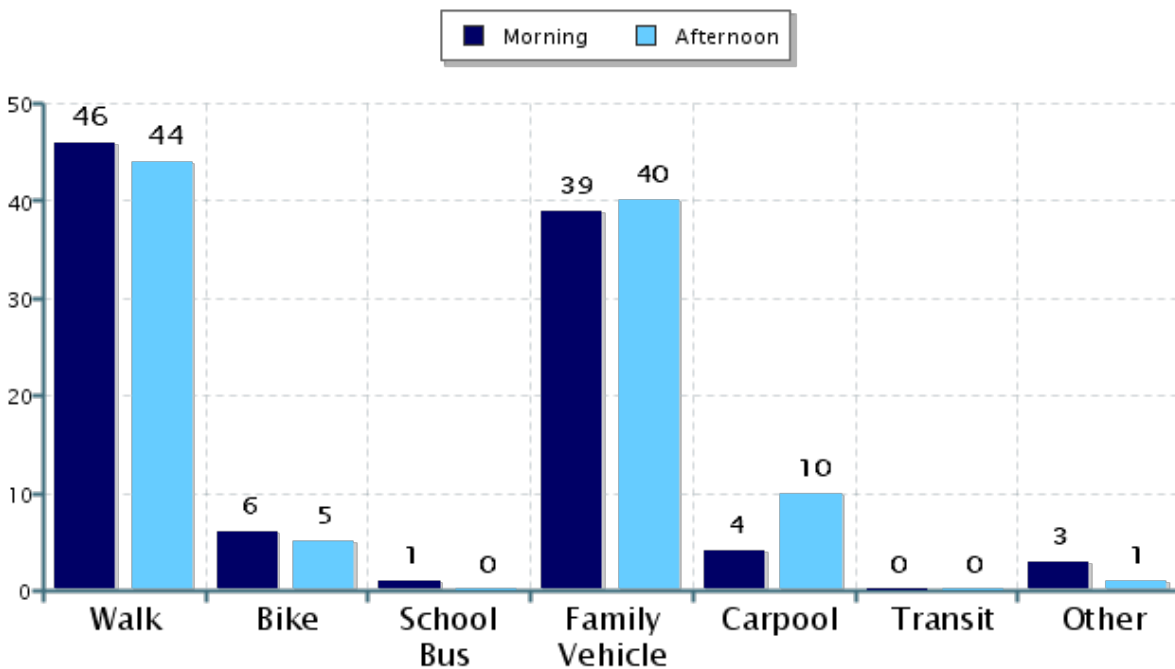
% of Students reached by SRTS activities: Don't Know

Tags: 2016 Spring Student Tally

**Number of Classrooms
Included in Report:** 8

This report contains information from your school's classrooms about students' trip to and from school. The data used in this report were collected using the in-class Student Travel Tally questionnaire from the National Center for Safe Routes to School.

Morning and Afternoon Travel Mode Comparison



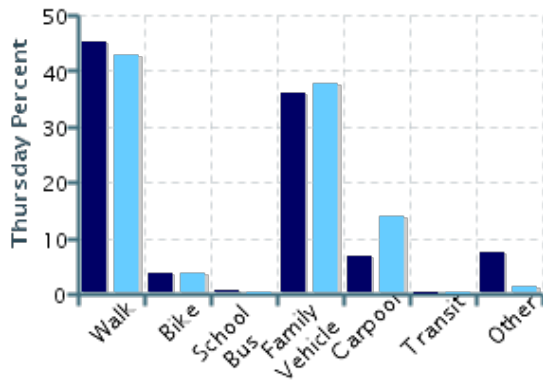
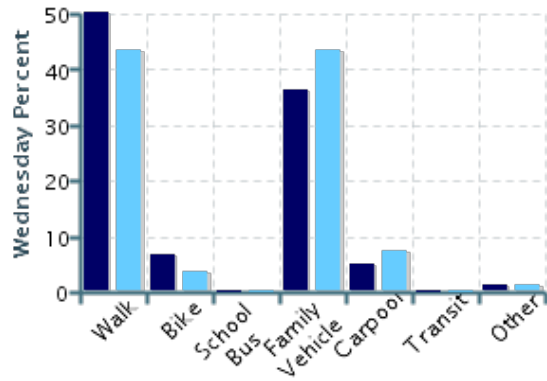
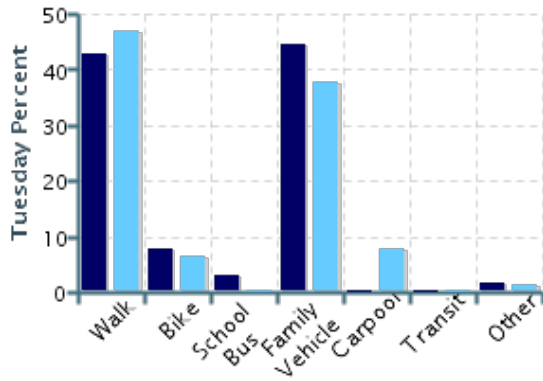
Morning and Afternoon Travel Mode Comparison

	Number of Trips	Walk	Bike	School Bus	Family Vehicle	Carpool	Transit	Other
Morning	420	46%	6%	1%	39%	4%	0%	3%
Afternoon	409	44%	5%	0%	40%	10%	0%	1%

Percentages may not total 100% due to rounding.

Morning and Afternoon Travel Mode Comparison by Day

■ Morning ■ Afternoon

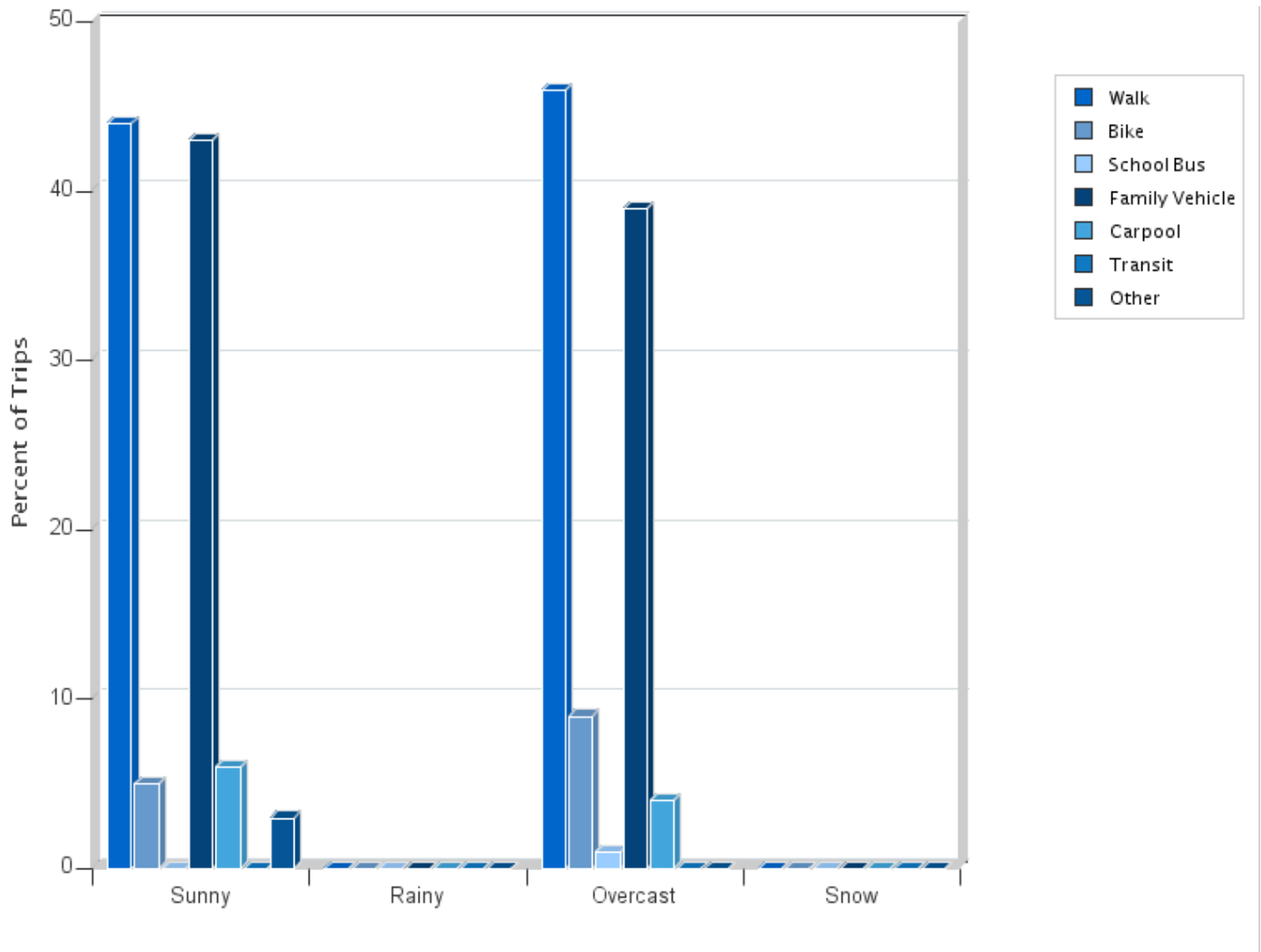


Morning and Afternoon Travel Mode Comparison by Day

	Number of Trips	Walk	Bike	School Bus	Family Vehicle	Carpool	Transit	Other
Tuesday AM	128	43%	8%	3%	45%	0%	0%	2%
Tuesday PM	141	47%	6%	0%	38%	8%	0%	1%
Wednesday AM	159	50%	7%	0%	36%	5%	0%	1%
Wednesday PM	133	44%	4%	0%	44%	8%	0%	2%
Thursday AM	133	45%	4%	0.8%	36%	7%	0%	8%
Thursday PM	135	43%	4%	0%	38%	14%	0%	1%

Percentages may not total 100% due to rounding.

Travel Mode by Weather Conditions



Travel Mode by Weather Condition

Weather Condition	Number of Trips	Walk	Bike	School Bus	Family Vehicle	Carpool	Transit	Other
Sunny	319	44%	5%	0.3%	43%	6%	0%	3%
Rainy	0	0%	0%	0%	0%	0%	0%	0%
Overcast	279	46%	9%	1%	39%	4%	0%	0.4%
Snow	0	0%	0%	0%	0%	0%	0%	0%

Percentages may not total 100% due to rounding.