

# Student Travel Tally Report: One School in One Data Collection Period

**School Name:** Park School

**Set ID:** 26559

**School Group:** Marin Safe Routes to Schools

**Month and Year Collected:** September 2018

**School Enrollment:** 349

**Date Report Generated:** 11/16/2018

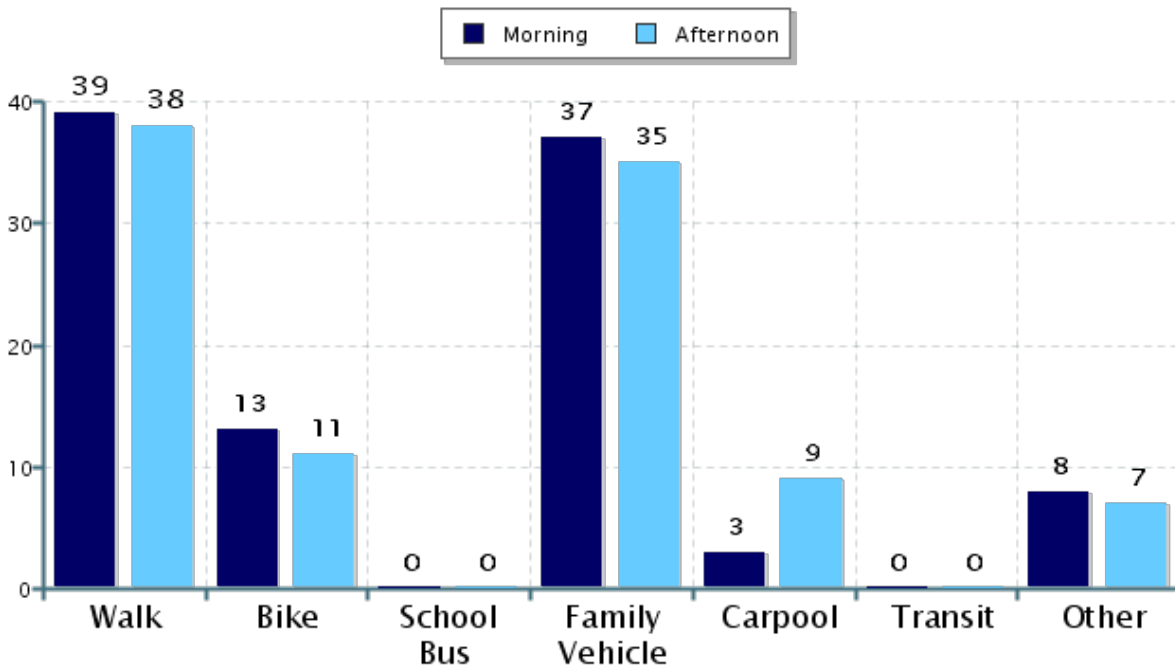
**% of Students reached by SRTS activities:** Don't Know

**Tags:**

**Number of Classrooms  
Included in Report:** 12

This report contains information from your school's classrooms about students' trip to and from school. The data used in this report were collected using the in-class Student Travel Tally questionnaire from the National Center for Safe Routes to School.

## Morning and Afternoon Travel Mode Comparison



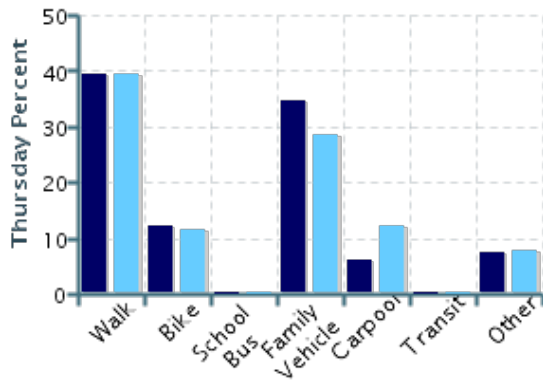
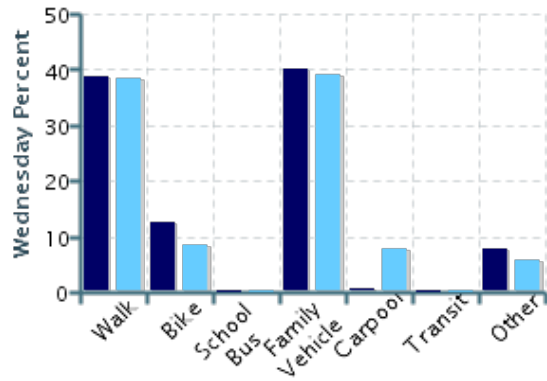
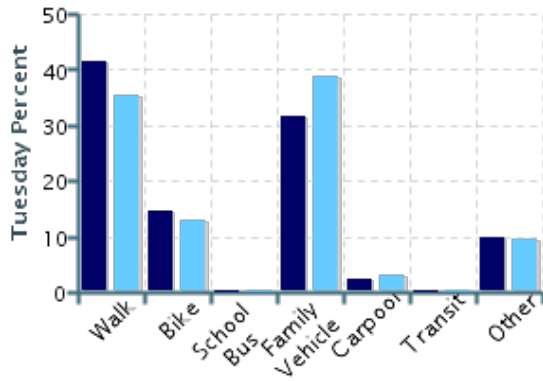
## Morning and Afternoon Travel Mode Comparison

	Number of Trips	Walk	Bike	School Bus	Family Vehicle	Carpool	Transit	Other
Morning	315	39%	13%	0%	37%	3%	0%	8%
Afternoon	331	38%	11%	0%	35%	9%	0%	7%

Percentages may not total 100% due to rounding.

## Morning and Afternoon Travel Mode Comparison by Day

■ Morning ■ Afternoon

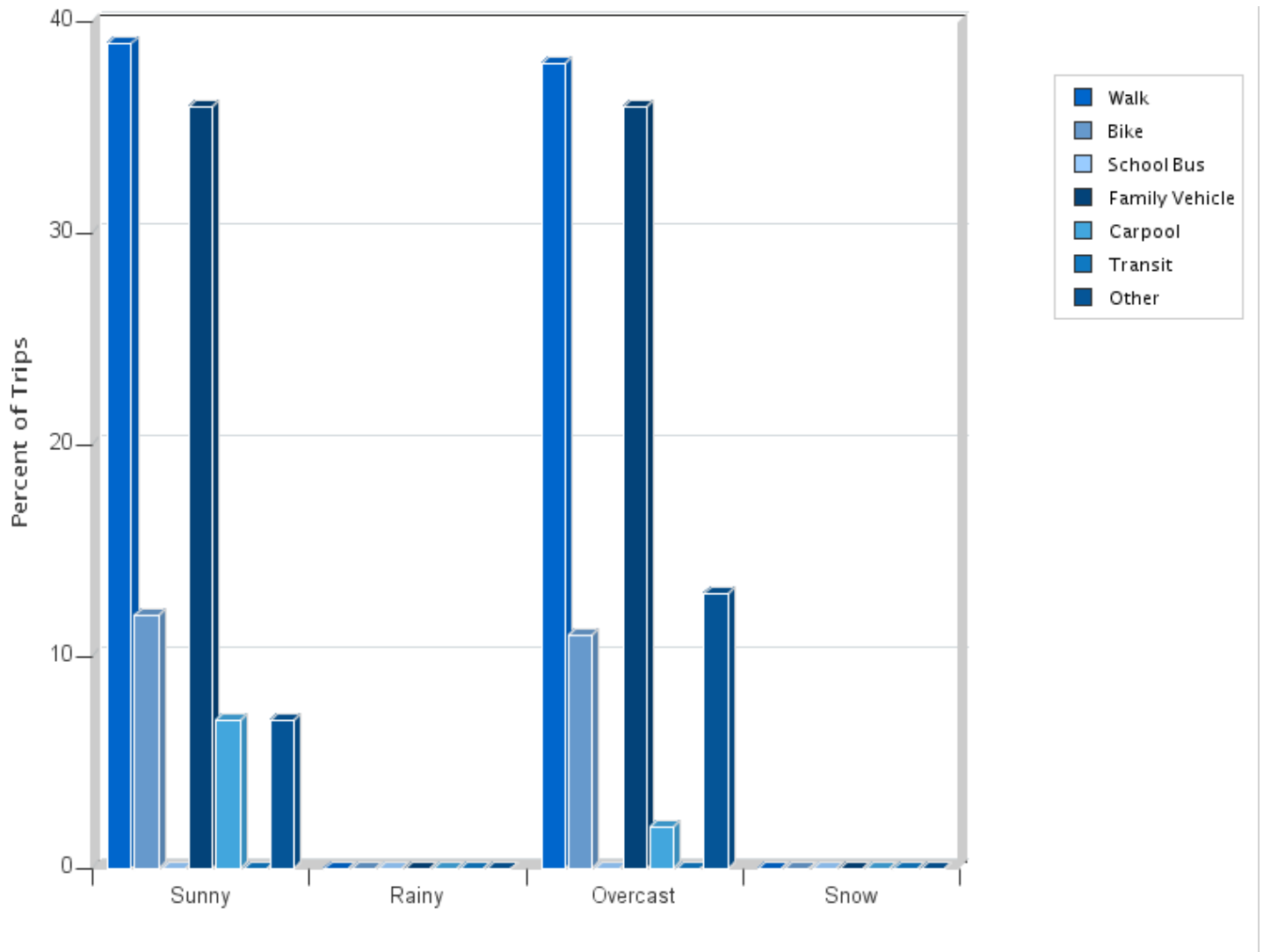


## Morning and Afternoon Travel Mode Comparison by Day

	Number of Trips	Walk	Bike	School Bus	Family Vehicle	Carpool	Transit	Other
Tuesday AM	41	41%	15%	0%	32%	2%	0%	10%
Tuesday PM	62	35%	13%	0%	39%	3%	0%	10%
Wednesday AM	142	39%	13%	0%	40%	0.7%	0%	8%
Wednesday PM	140	39%	9%	0%	39%	8%	0%	6%
Thursday AM	132	39%	12%	0%	35%	6%	0%	8%
Thursday PM	129	40%	12%	0%	29%	12%	0%	8%

Percentages may not total 100% due to rounding.

Travel Mode by Weather Conditions



Travel Mode by Weather Condition

Weather Condition	Number of Trips	Walk	Bike	School Bus	Family Vehicle	Carpool	Transit	Other
Sunny	562	39%	12%	0%	36%	7%	0%	7%
Rainy	0	0%	0%	0%	0%	0%	0%	0%
Overcast	84	38%	11%	0%	36%	2%	0%	13%
Snow	0	0%	0%	0%	0%	0%	0%	0%

Percentages may not total 100% due to rounding.