

# Student Travel Tally Report: One School in One Data Collection Period

**School Name:** Park School

**Set ID:** 23960

**School Group:** Marin Safe Routes to Schools

**Month and Year Collected:** September 2017

**School Enrollment:** 349

**Date Report Generated:** 02/05/2018

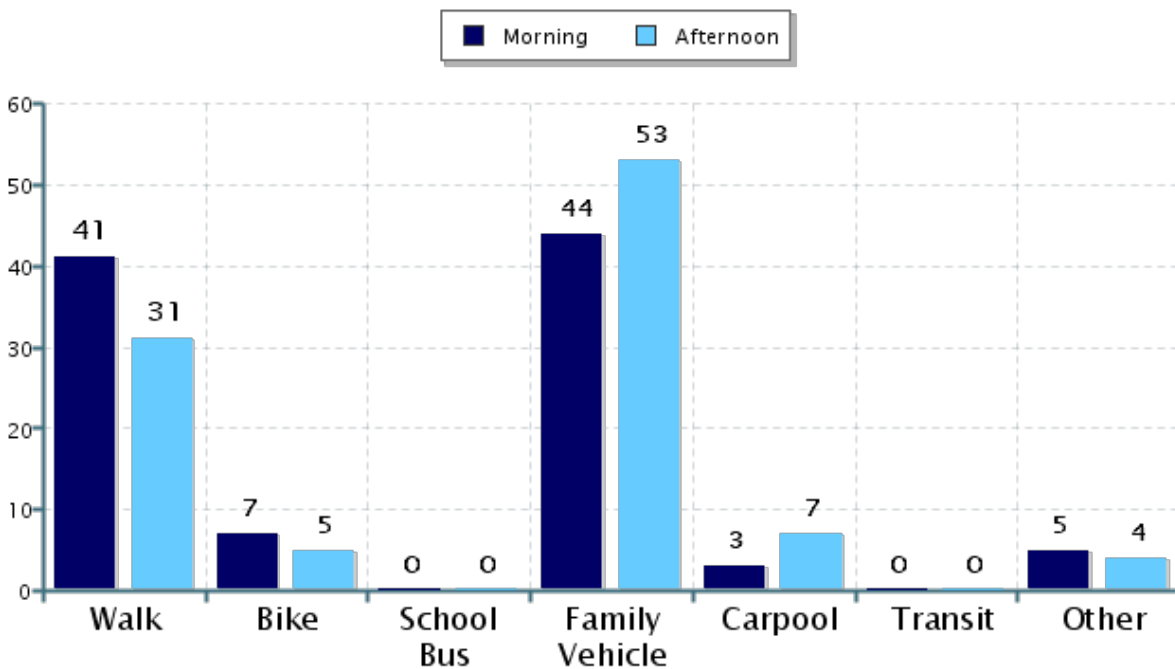
**% of Students reached by SRTS activities:** Don't Know

**Tags:**

**Number of Classrooms  
Included in Report:** 14

This report contains information from your school's classrooms about students' trip to and from school. The data used in this report were collected using the in-class Student Travel Tally questionnaire from the National Center for Safe Routes to School.

## Morning and Afternoon Travel Mode Comparison



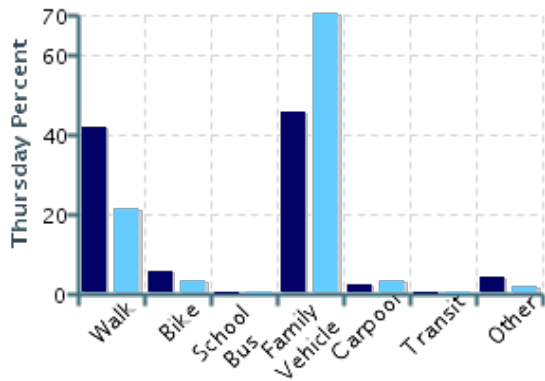
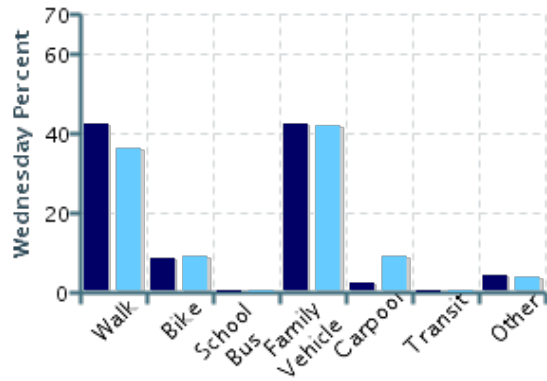
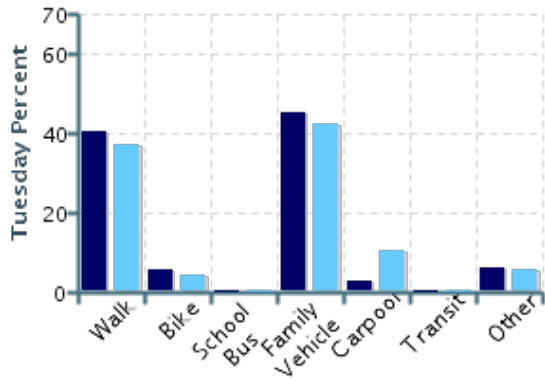
## Morning and Afternoon Travel Mode Comparison

	Number of Trips	Walk	Bike	School Bus	Family Vehicle	Carpool	Transit	Other
Morning	468	41%	7%	0%	44%	3%	0%	5%
Afternoon	567	31%	5%	0%	53%	7%	0%	4%

Percentages may not total 100% due to rounding.

## Morning and Afternoon Travel Mode Comparison by Day

■ Morning      ■ Afternoon

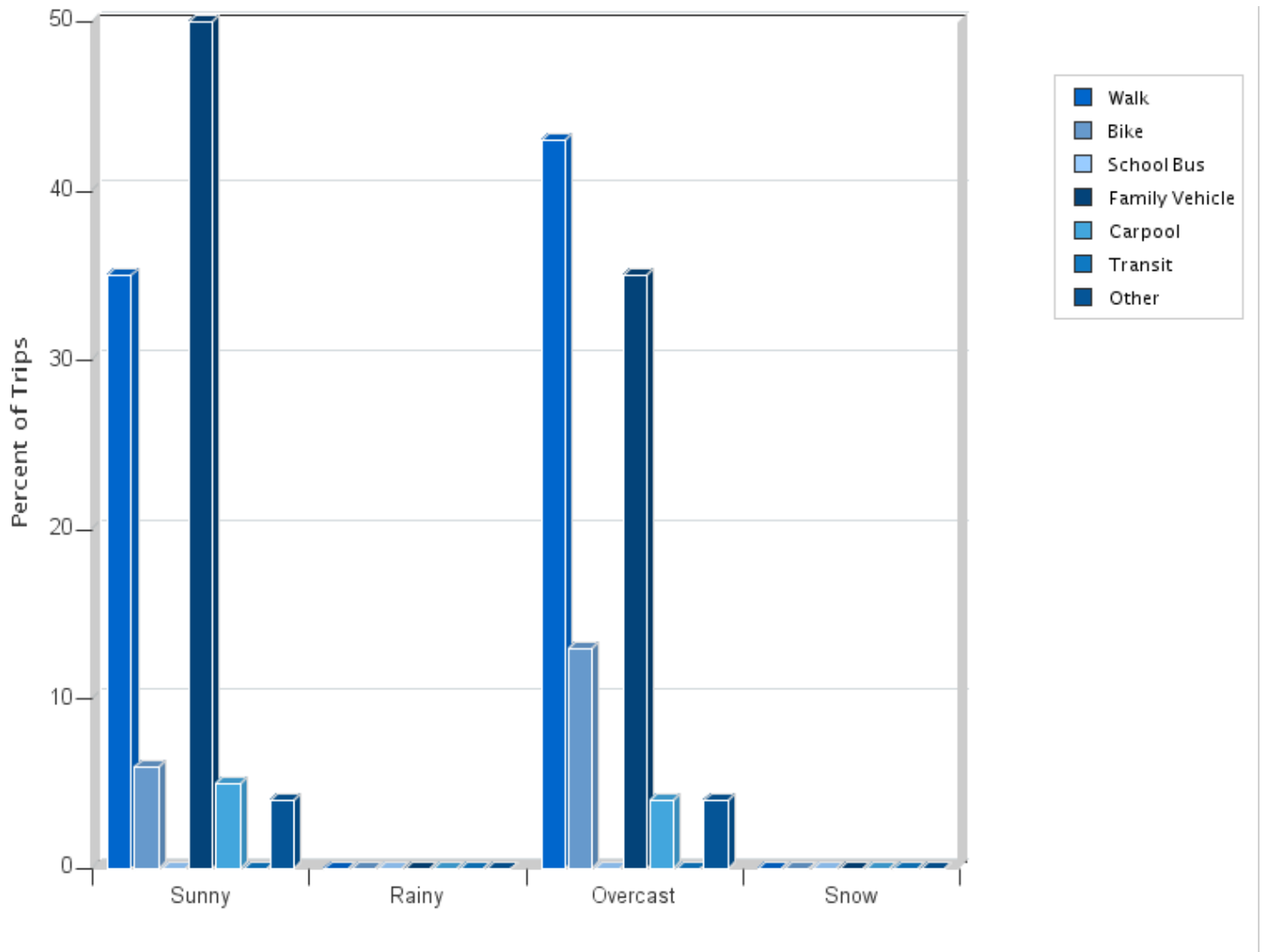


## Morning and Afternoon Travel Mode Comparison by Day

	Number of Trips	Walk	Bike	School Bus	Family Vehicle	Carpool	Transit	Other
Tuesday AM	181	40%	6%	0%	45%	3%	0%	6%
Tuesday PM	181	37%	4%	0%	43%	10%	0%	6%
Wednesday AM	165	42%	8%	0%	42%	2%	0%	4%
Wednesday PM	165	36%	9%	0%	42%	9%	0%	4%
Thursday AM	122	42%	6%	0%	46%	2%	0%	4%
Thursday PM	221	21%	3%	0%	71%	3%	0%	2%

Percentages may not total 100% due to rounding.

Travel Mode by Weather Conditions



Travel Mode by Weather Condition

Weather Condition	Number of Trips	Walk	Bike	School Bus	Family Vehicle	Carpool	Transit	Other
Sunny	1012	35%	6%	0%	50%	5%	0%	4%
Rainy	0	0%	0%	0%	0%	0%	0%	0%
Overcast	23	43%	13%	0%	35%	4%	0%	4%
Snow	0	0%	0%	0%	0%	0%	0%	0%

Percentages may not total 100% due to rounding.