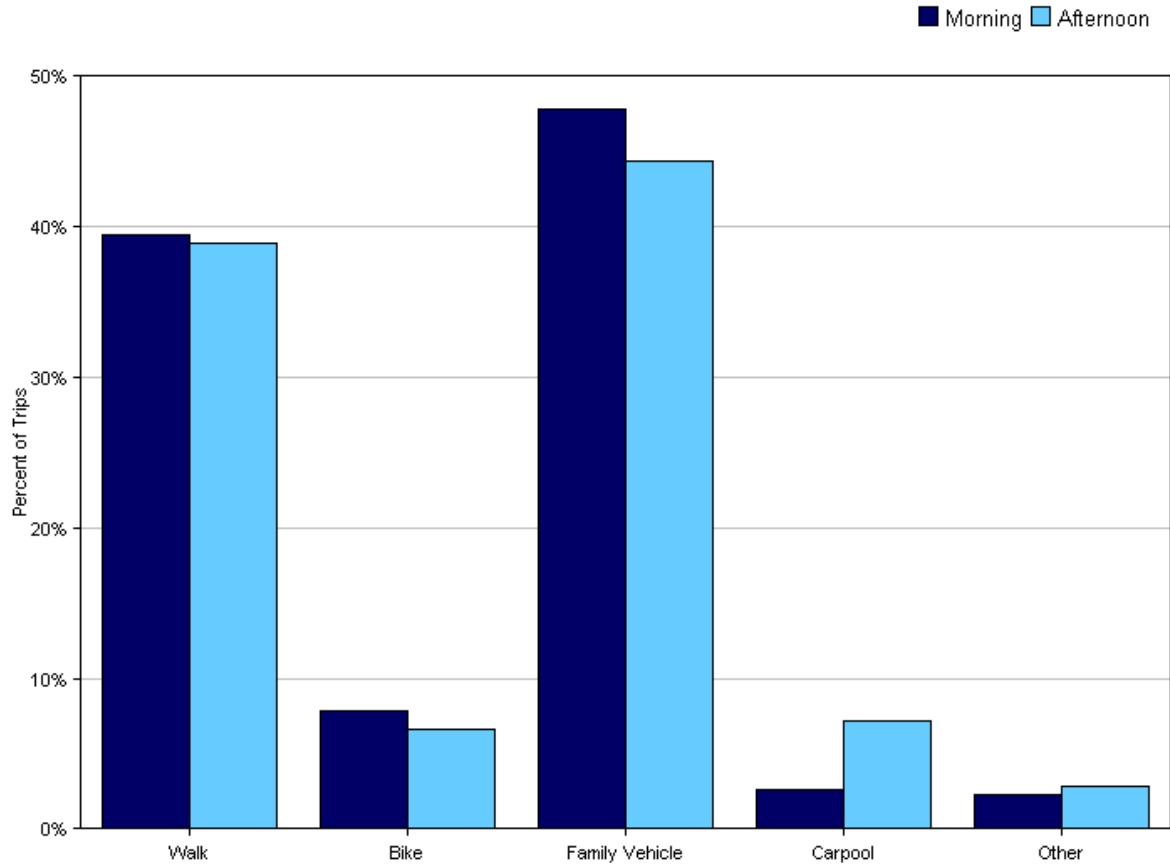


Tally Report

Program Name:	Safe Routes to School	Month and Year Collected:	September 2010
School Name:	Park School	Set ID:	5096
School Enrollment:	358	Date Report Generated:	12/09/2010
Enrollment within Grades Targeted by SRTS Program:	358	Number of Classrooms Included in Report:	10
Number of Classrooms in School:	16		

Morning and Afternoon Travel Mode Comparison

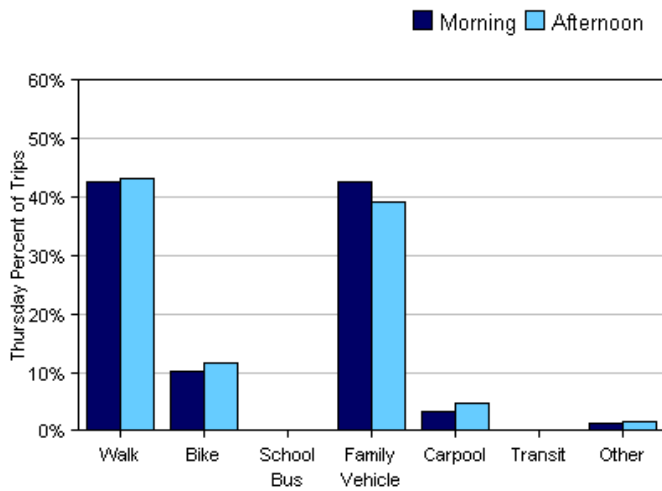
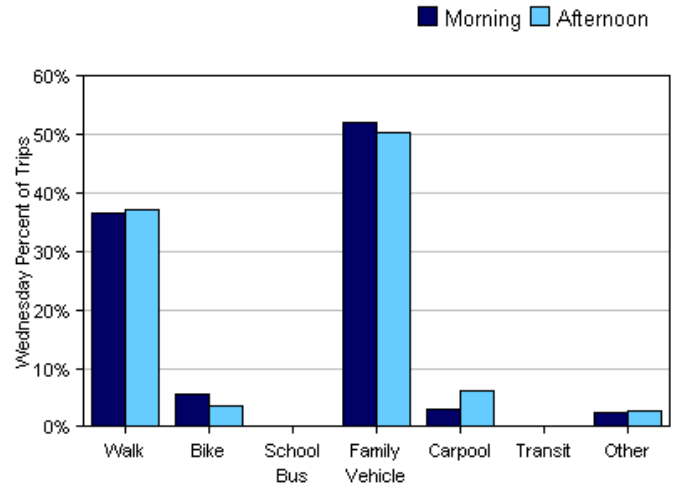
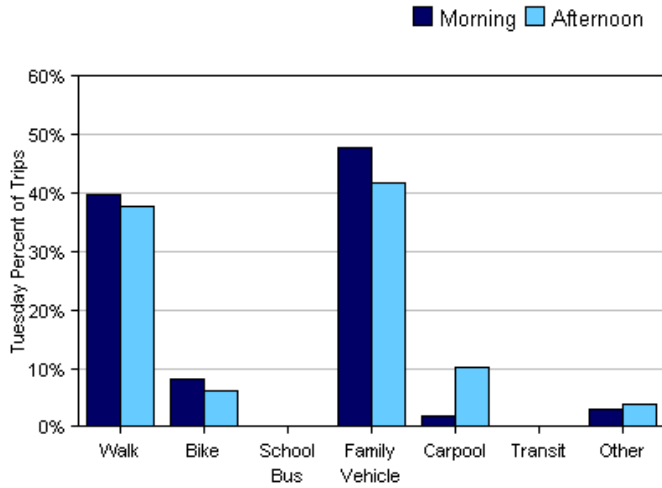


Morning and Afternoon Travel Mode Comparison

	Number of Trips	Walk	Bike	School Bus	Family Vehicle	Carpool	Transit	Other
Morning	525	39%	8%	0%	48%	3%	0%	2%
Afternoon	498	39%	7%	0%	44%	7%	0%	3%

Percentages may not total 100% due to rounding.

Morning and Afternoon Travel Mode Comparison by Day

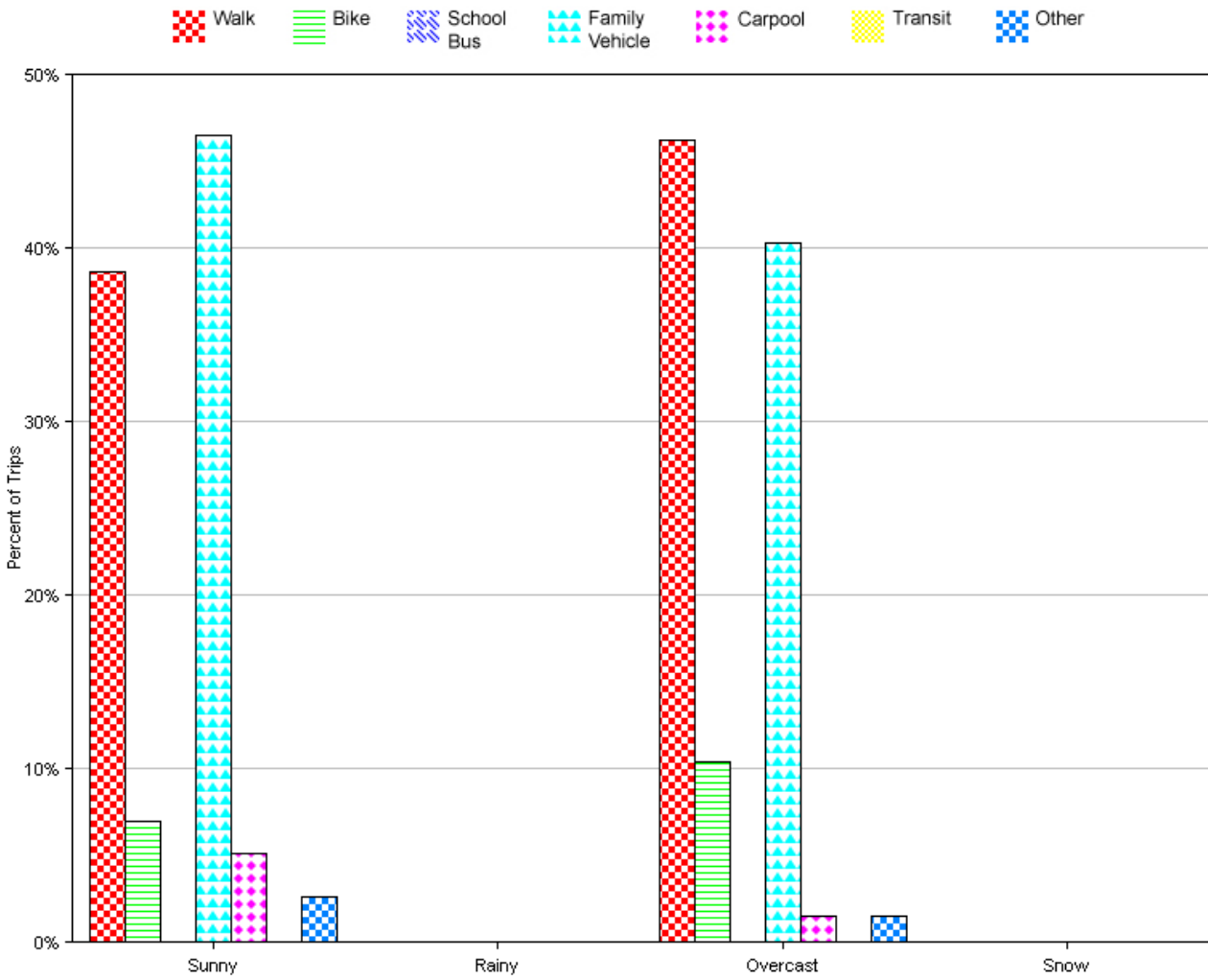


Morning and Afternoon Travel Mode Comparison by Day

	Number of Trips	Walk	Bike	School Bus	Family Vehicle	Carpool	Transit	Other
Tuesday AM	174	40%	8%	0%	48%	2%	0%	3%
Tuesday PM	175	38%	6%	0%	42%	10%	0%	4%
Wednesday AM	196	37%	6%	0%	52%	3%	0%	3%
Wednesday PM	193	37%	4%	0%	50%	6%	0%	3%
Thursday AM	155	43%	10%	0%	43%	3%	0%	1%
Thursday PM	130	43%	12%	0%	39%	5%	0%	2%

Percentages may not total 100% due to rounding.

Travel Mode by Weather Conditions



Travel Mode by Weather Condition

Weather Condition	Number of Trips	Walk	Bike	School Bus	Family Vehicle	Carpool	Transit	Other
Sunny	956	39%	7%	0%	47%	5%	0%	3%
Rainy	0	0%	0%	0%	0%	0%	0%	0%
Overcast	67	46%	10%	0%	40%	1%	0%	1%
Snow	0	0%	0%	0%	0%	0%	0%	0%

Percentages may not total 100% due to rounding.