

Student Travel Tally Report: One School in One Data Collection Period

School Name: Park School

Set ID: 18733

School Group: Marin Safe Routes to Schools

Month and Year Collected: September 2015

School Enrollment: 375

Date Report Generated: 12/22/2015

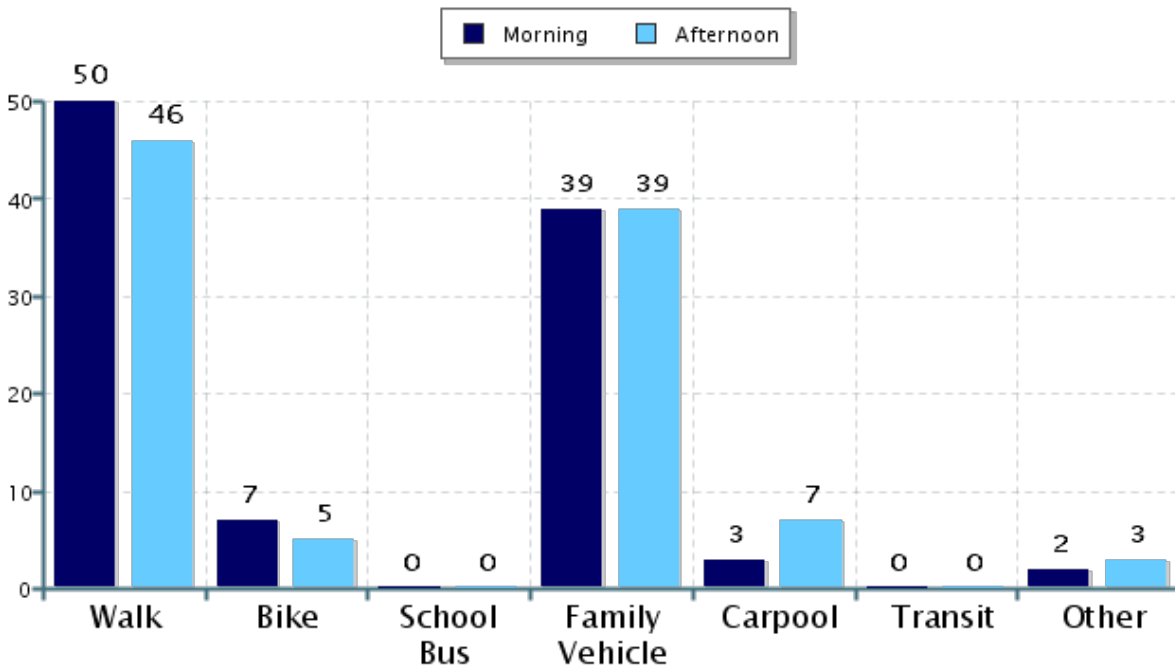
% of Students reached by SRTS activities: Don't Know

Tags:

**Number of Classrooms
Included in Report:** 5

This report contains information from your school's classrooms about students' trip to and from school. The data used in this report were collected using the in-class Student Travel Tally questionnaire from the National Center for Safe Routes to School.

Morning and Afternoon Travel Mode Comparison



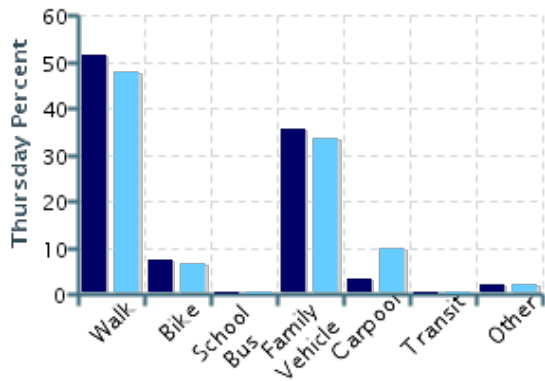
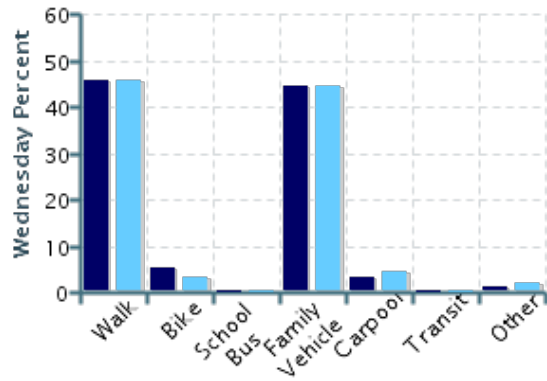
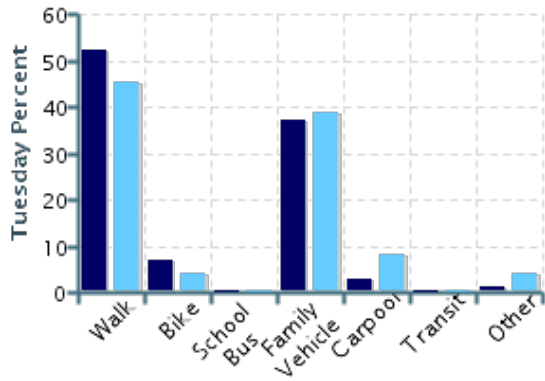
Morning and Afternoon Travel Mode Comparison

	Number of Trips	Walk	Bike	School Bus	Family Vehicle	Carpool	Transit	Other
Morning	258	50%	7%	0%	39%	3%	0%	2%
Afternoon	257	46%	5%	0%	39%	7%	0%	3%

Percentages may not total 100% due to rounding.

Morning and Afternoon Travel Mode Comparison by Day

■ Morning ■ Afternoon

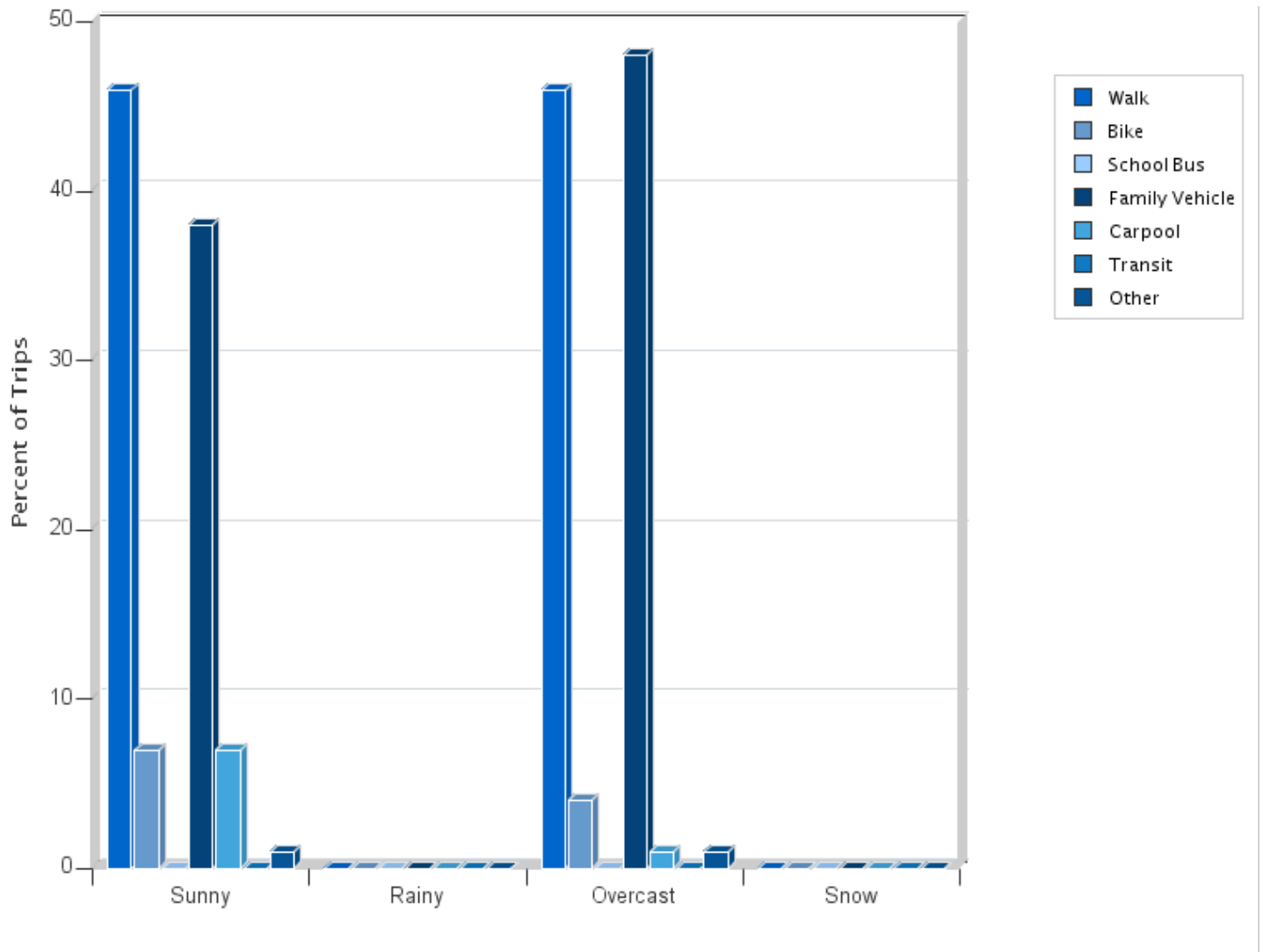


Morning and Afternoon Travel Mode Comparison by Day

	Number of Trips	Walk	Bike	School Bus	Family Vehicle	Carpool	Transit	Other
Tuesday AM	73	52%	7%	0%	37%	3%	0%	1%
Tuesday PM	75	45%	4%	0%	39%	8%	0%	4%
Wednesday AM	92	46%	5%	0%	45%	3%	0%	1%
Wednesday PM	92	46%	3%	0%	45%	4%	0%	2%
Thursday AM	93	52%	8%	0%	35%	3%	0%	2%
Thursday PM	90	48%	7%	0%	33%	10%	0%	2%

Percentages may not total 100% due to rounding.

Travel Mode by Weather Conditions



Travel Mode by Weather Condition

Weather Condition	Number of Trips	Walk	Bike	School Bus	Family Vehicle	Carpool	Transit	Other
Sunny	349	46%	7%	0%	38%	7%	0%	1%
Rainy	0	0%	0%	0%	0%	0%	0%	0%
Overcast	108	46%	4%	0%	48%	0.9%	0%	0.9%
Snow	0	0%	0%	0%	0%	0%	0%	0%

Percentages may not total 100% due to rounding.