

Student Travel Tally Report: One School in One Data Collection Period

School Name: Our Lady of Loretto School

Set ID: 17992

School Group: Marin Safe Routes to Schools

Month and Year Collected: May 2015

School Enrollment: 223

Date Report Generated: 09/22/2015

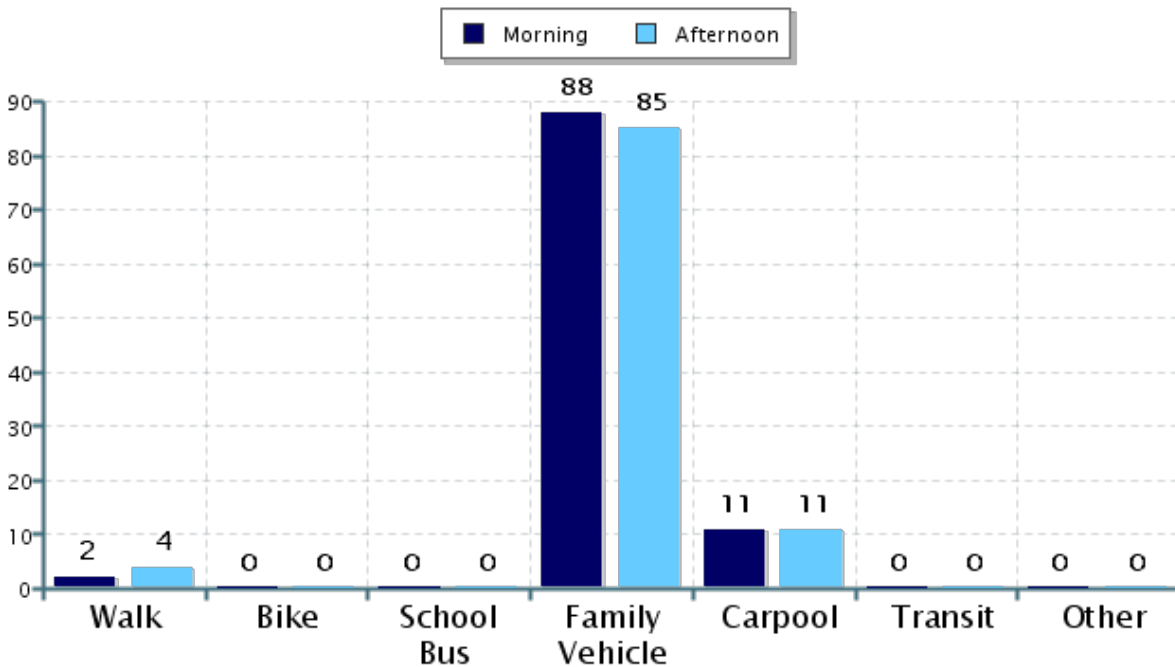
% of Students reached by SRTS activities: 76-100%

Tags:

**Number of Classrooms
Included in Report:** 8

This report contains information from your school's classrooms about students' trip to and from school. The data used in this report were collected using the in-class Student Travel Tally questionnaire from the National Center for Safe Routes to School.

Morning and Afternoon Travel Mode Comparison



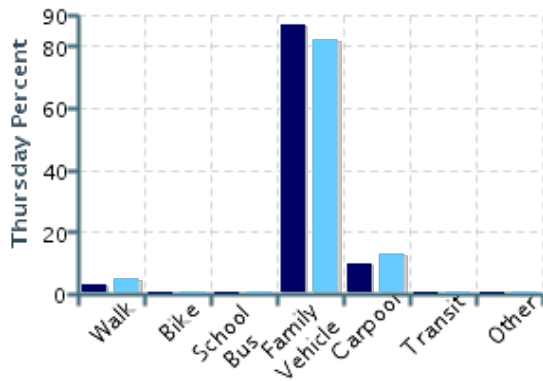
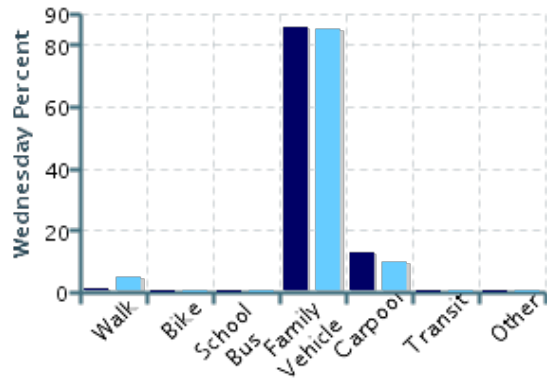
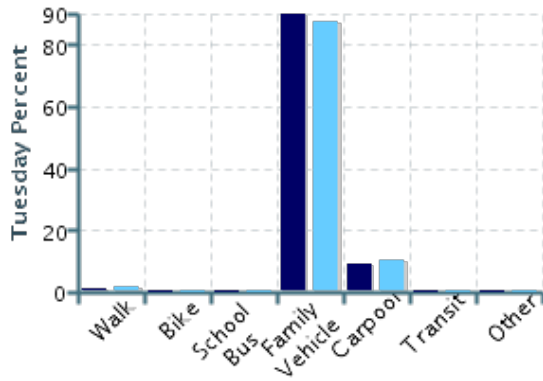
Morning and Afternoon Travel Mode Comparison

	Number of Trips	Walk	Bike	School Bus	Family Vehicle	Carpool	Transit	Other
Morning	453	2%	0%	0%	88%	11%	0%	0%
Afternoon	421	4%	0%	0%	85%	11%	0%	0%

Percentages may not total 100% due to rounding.

Morning and Afternoon Travel Mode Comparison by Day

■ Morning ■ Afternoon

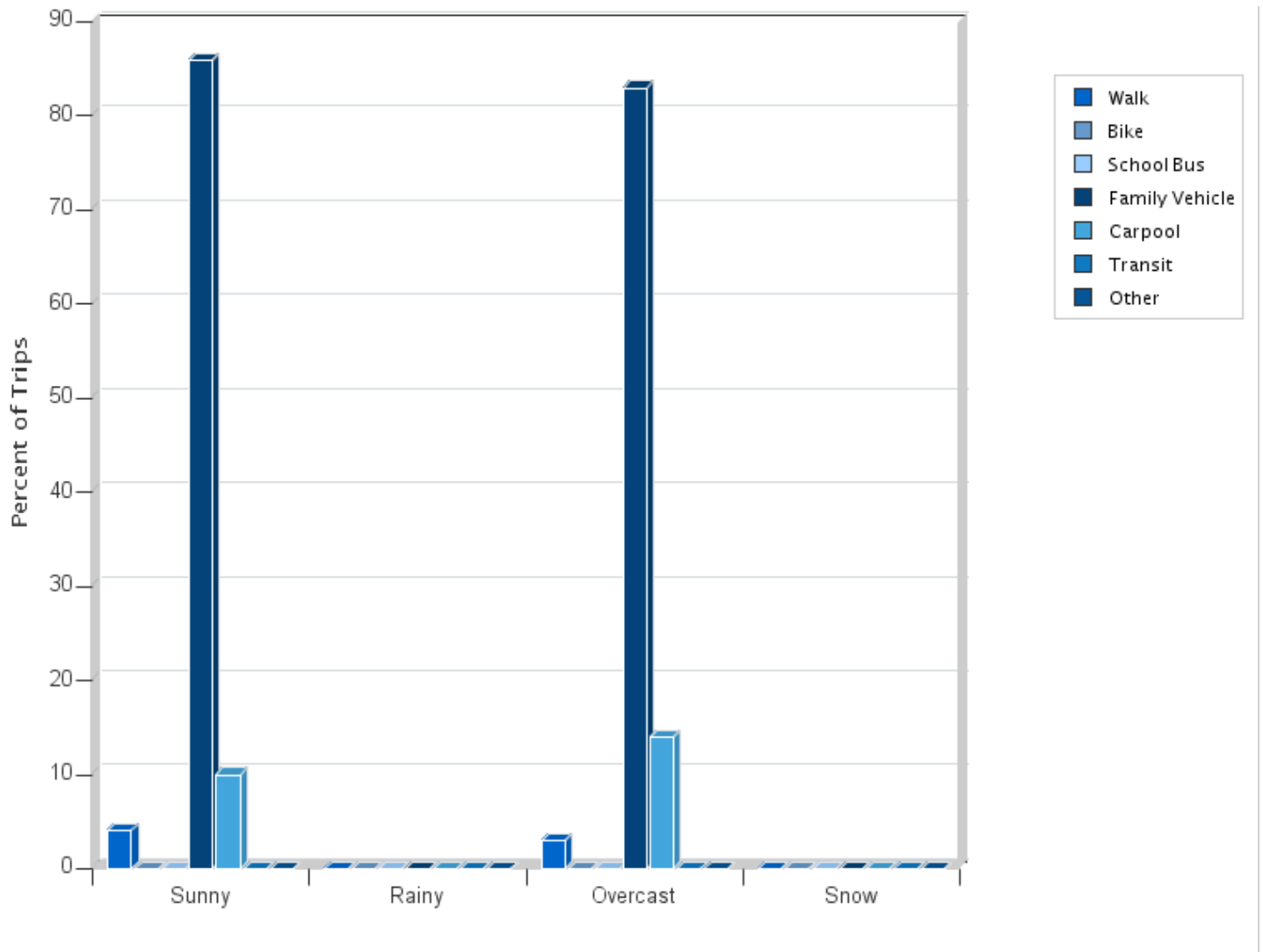


Morning and Afternoon Travel Mode Comparison by Day

	Number of Trips	Walk	Bike	School Bus	Family Vehicle	Carpool	Transit	Other
Tuesday AM	144	0.7%	0%	0%	90%	9%	0%	0%
Tuesday PM	144	2%	0%	0%	88%	10%	0%	0%
Wednesday AM	168	1%	0%	0%	86%	13%	0%	0%
Wednesday PM	142	5%	0%	0%	85%	10%	0%	0%
Thursday AM	141	3%	0%	0%	87%	10%	0%	0%
Thursday PM	135	5%	0%	0%	82%	13%	0%	0%

Percentages may not total 100% due to rounding.

Travel Mode by Weather Conditions



Travel Mode by Weather Condition

Weather Condition	Number of Trips	Walk	Bike	School Bus	Family Vehicle	Carpool	Transit	Other
Sunny	482	4%	0%	0%	86%	10%	0%	0%
Rainy	0	0%	0%	0%	0%	0%	0%	0%
Overcast	239	3%	0%	0%	83%	14%	0%	0%
Snow	0	0%	0%	0%	0%	0%	0%	0%

Percentages may not total 100% due to rounding.