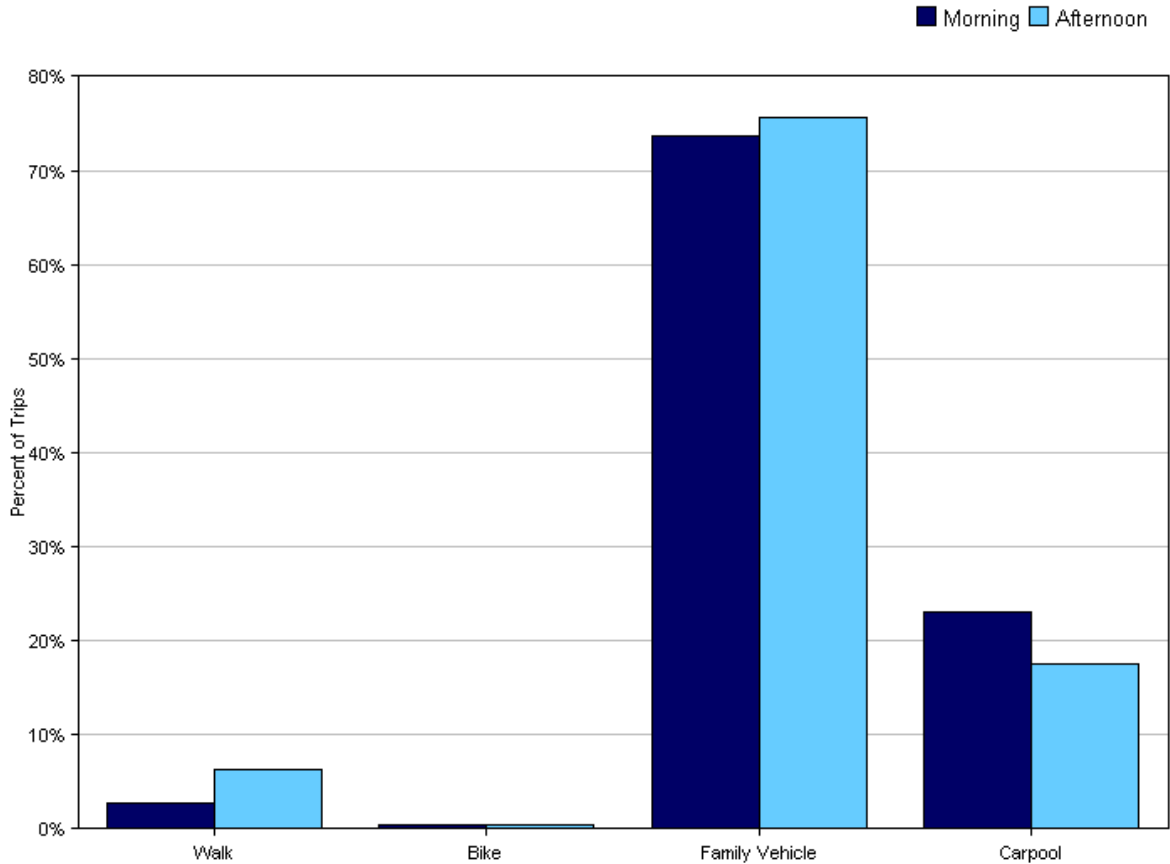


Tally Report

Program Name:	Safe Routes to School	Month and Year Collected:	September 2010
School Name:	Our Lady of Loretto School	Set ID:	5122
School Enrollment:	230	Date Report Generated:	12/09/2010
Enrollment within Grades Targeted by SRTS Program:	230	Number of Classrooms Included in Report:	9
Number of Classrooms in School:	9		

Morning and Afternoon Travel Mode Comparison

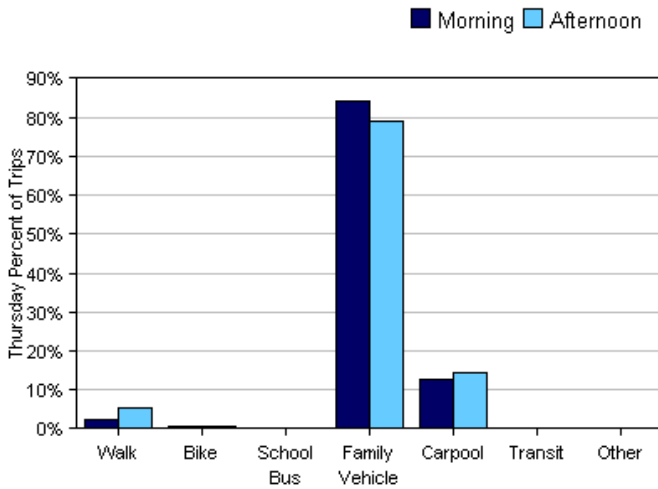
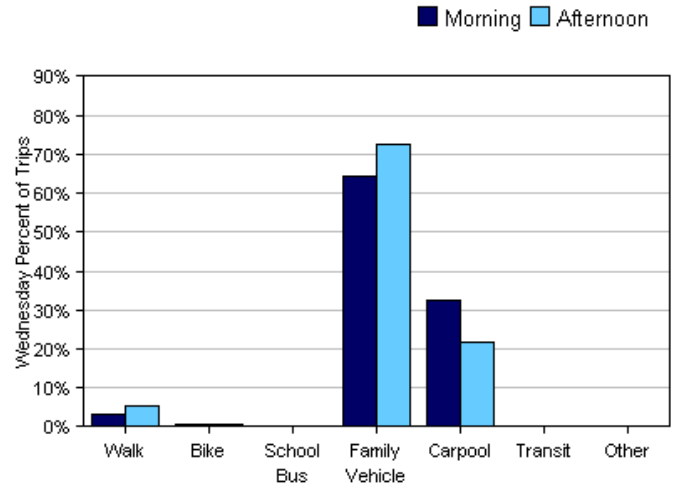
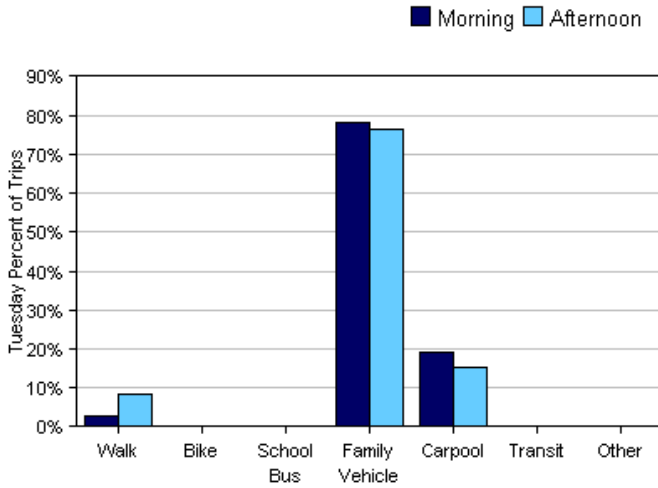


Morning and Afternoon Travel Mode Comparison

	Number of Trips	Walk	Bike	School Bus	Family Vehicle	Carpool	Transit	Other
Morning	541	3%	0.4%	0%	74%	23%	0%	0%
Afternoon	533	6%	0.4%	0%	76%	18%	0%	0%

Percentages may not total 100% due to rounding.

Morning and Afternoon Travel Mode Comparison by Day

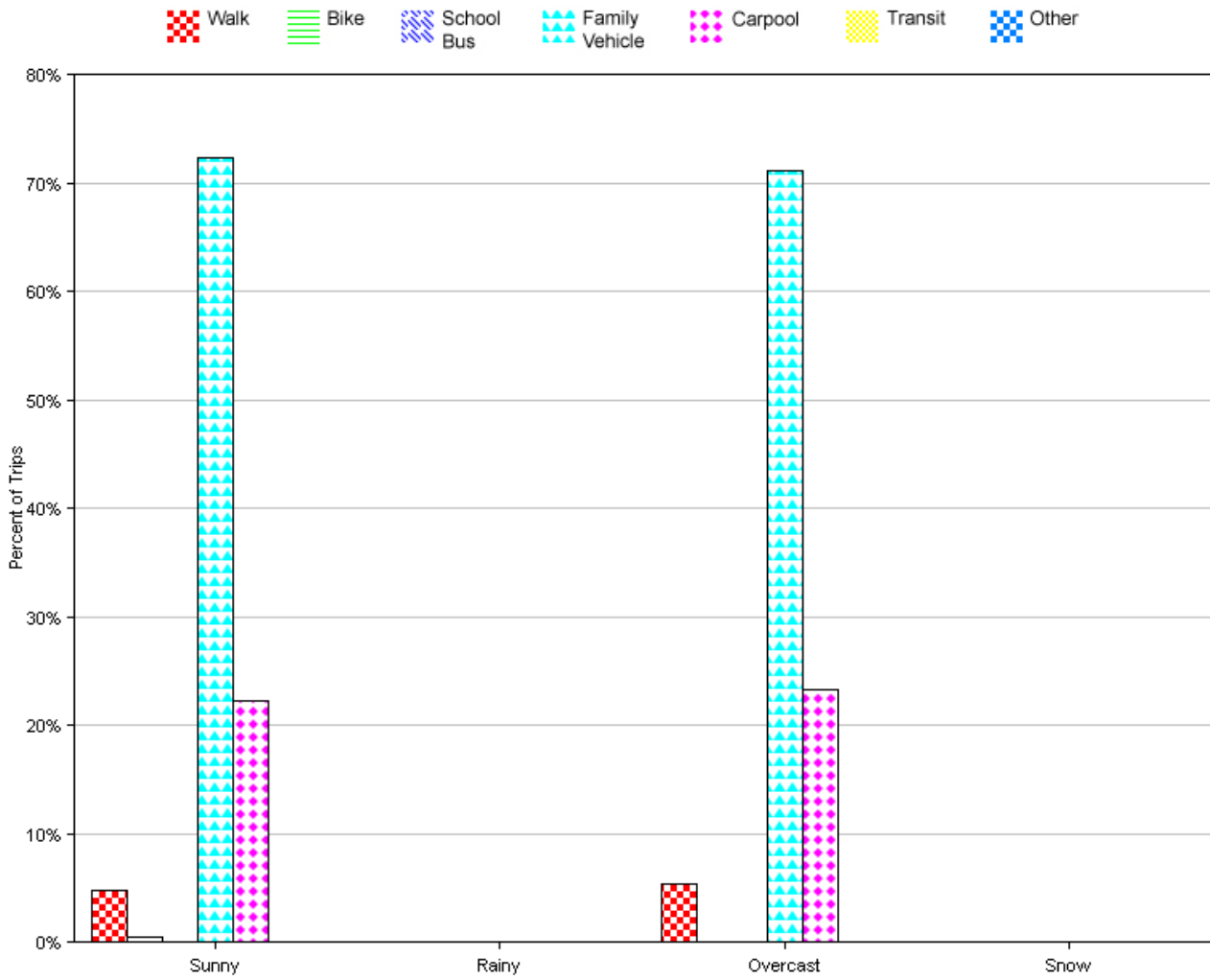


Morning and Afternoon Travel Mode Comparison by Day

	Number of Trips	Walk	Bike	School Bus	Family Vehicle	Carpool	Transit	Other
Tuesday AM	179	3%	0%	0%	78%	19%	0%	0%
Tuesday PM	181	8%	0%	0%	76%	15%	0%	0%
Wednesday AM	229	3%	0.4%	0%	64%	32%	0%	0%
Wednesday PM	208	5%	0.5%	0%	73%	22%	0%	0%
Thursday AM	133	2%	0.8%	0%	84%	13%	0%	0%
Thursday PM	144	6%	0.7%	0%	79%	15%	0%	0%

Percentages may not total 100% due to rounding.

Travel Mode by Weather Conditions



Travel Mode by Weather Condition

Weather Condition	Number of Trips	Walk	Bike	School Bus	Family Vehicle	Carpool	Transit	Other
Sunny	691	5%	0.6%	0%	72%	22%	0%	0%
Rainy	0	0%	0%	0%	0%	0%	0%	0%
Overcast	257	5%	0%	0%	71%	23%	0%	0%
Snow	0	0%	0%	0%	0%	0%	0%	0%

Percentages may not total 100% due to rounding.