

Student Travel Tally Report: One School in One Data Collection Period

School Name: Olive Elementary School

Set ID: 22939

School Group: Marin Safe Routes to Schools

Month and Year Collected: May 2017

School Enrollment: 340

Date Report Generated: 06/28/2017

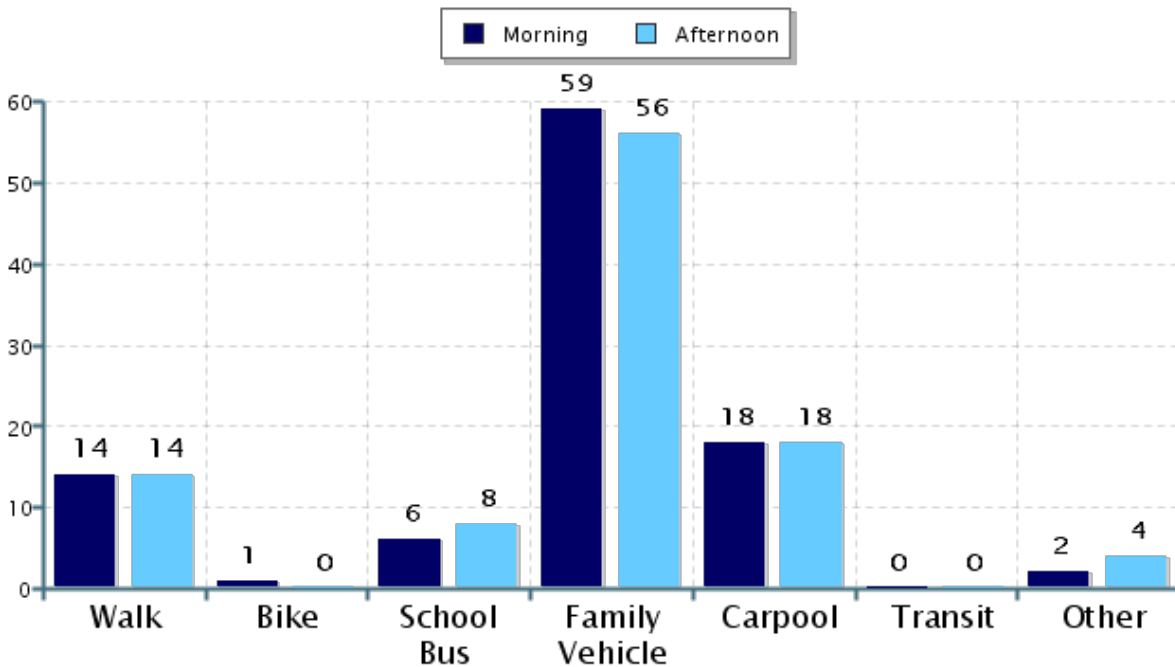
% of Students reached by SRTS activities: Don't Know

Tags:

**Number of Classrooms
Included in Report:** 7

This report contains information from your school's classrooms about students' trip to and from school. The data used in this report were collected using the in-class Student Travel Tally questionnaire from the National Center for Safe Routes to School.

Morning and Afternoon Travel Mode Comparison



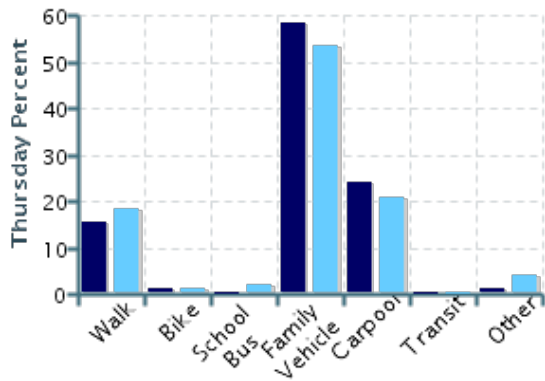
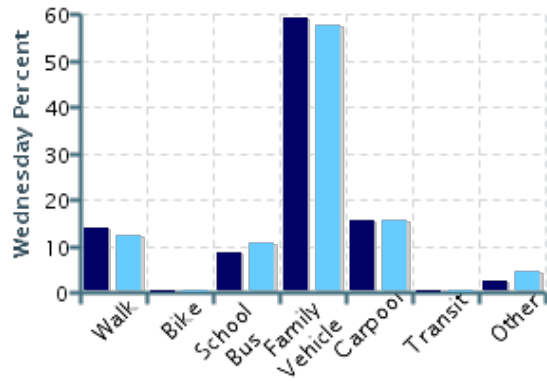
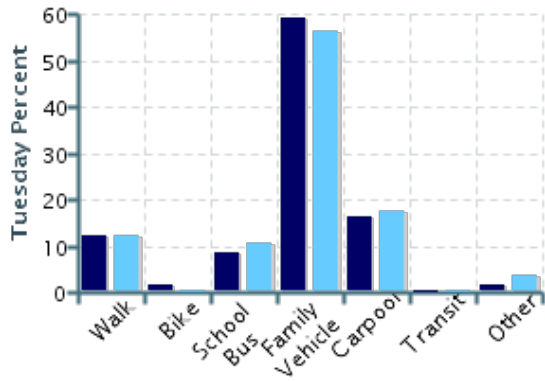
Morning and Afternoon Travel Mode Comparison

	Number of Trips	Walk	Bike	School Bus	Family Vehicle	Carpool	Transit	Other
Morning	326	14%	0.9%	6%	59%	18%	0%	2%
Afternoon	327	14%	0.3%	8%	56%	18%	0%	4%

Percentages may not total 100% due to rounding.

Morning and Afternoon Travel Mode Comparison by Day

■ Morning ■ Afternoon

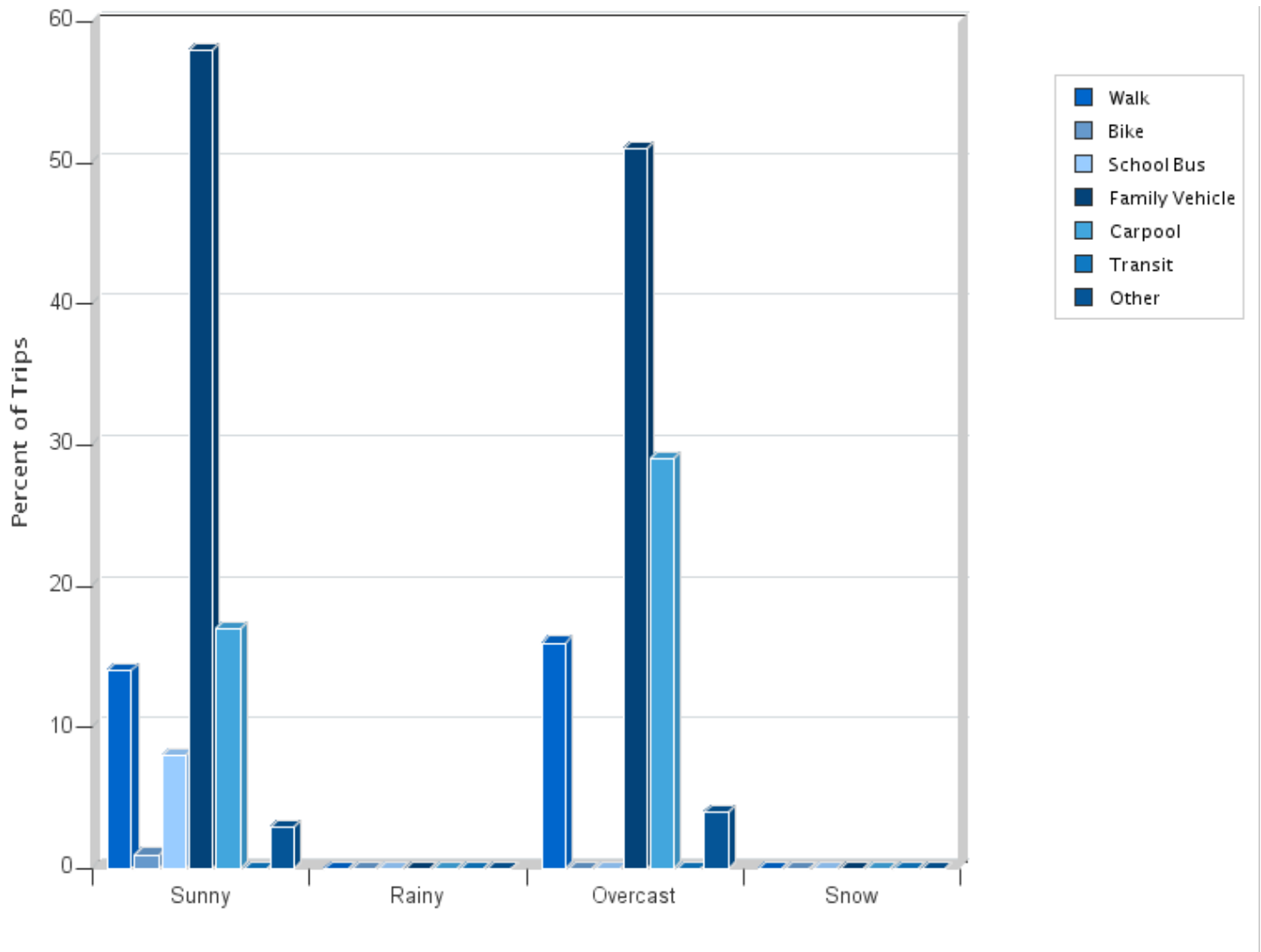


Morning and Afternoon Travel Mode Comparison by Day

	Number of Trips	Walk	Bike	School Bus	Family Vehicle	Carpool	Transit	Other
Tuesday AM	115	12%	2%	9%	59%	17%	0%	2%
Tuesday PM	115	12%	0%	10%	57%	17%	0%	3%
Wednesday AM	115	14%	0%	9%	59%	16%	0%	3%
Wednesday PM	115	12%	0%	10%	57%	16%	0%	4%
Thursday AM	96	16%	1%	0%	58%	24%	0%	1%
Thursday PM	97	19%	1%	2%	54%	21%	0%	4%

Percentages may not total 100% due to rounding.

Travel Mode by Weather Conditions



Travel Mode by Weather Condition

Weather Condition	Number of Trips	Walk	Bike	School Bus	Family Vehicle	Carpool	Transit	Other
Sunny	583	14%	0.7%	8%	58%	17%	0%	3%
Rainy	0	0%	0%	0%	0%	0%	0%	0%
Overcast	70	16%	0%	0%	51%	29%	0%	4%
Snow	0	0%	0%	0%	0%	0%	0%	0%

Percentages may not total 100% due to rounding.