

Student Travel Tally Report: One School in One Data Collection Period

School Name: Olive Elementary School

Set ID: 18694

School Group: Marin Safe Routes to Schools

Month and Year Collected: August 2015

School Enrollment: 336

Date Report Generated: 12/29/2015

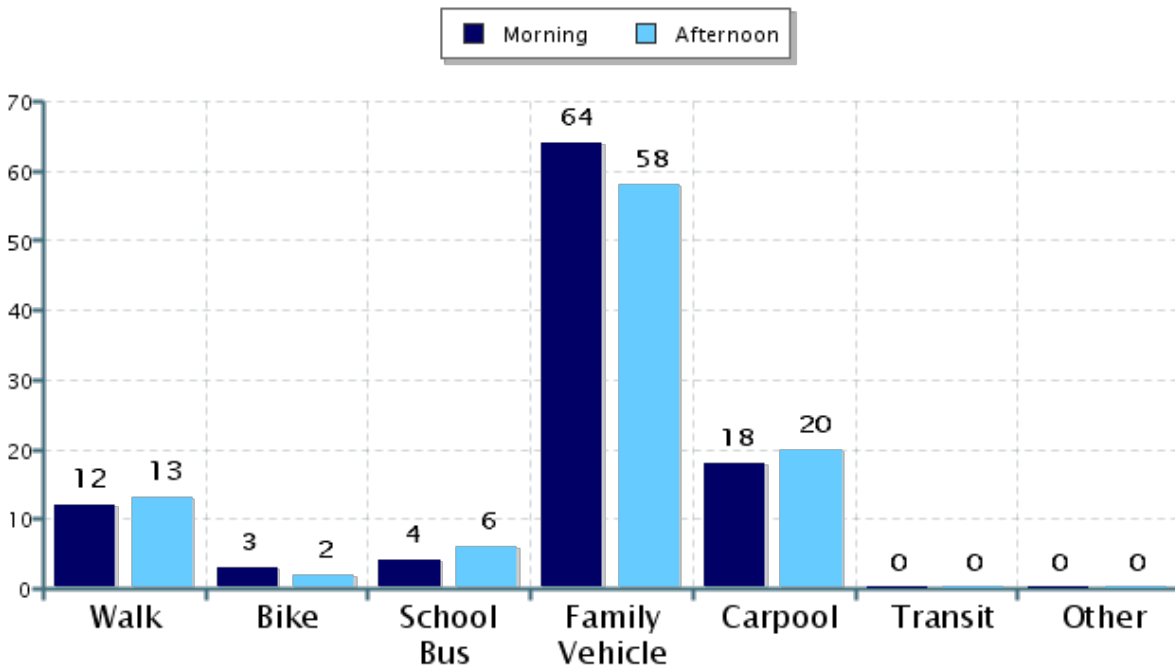
% of Students reached by SRTS activities: Don't Know

Tags:

**Number of Classrooms
Included in Report:** 15

This report contains information from your school's classrooms about students' trip to and from school. The data used in this report were collected using the in-class Student Travel Tally questionnaire from the National Center for Safe Routes to School.

Morning and Afternoon Travel Mode Comparison



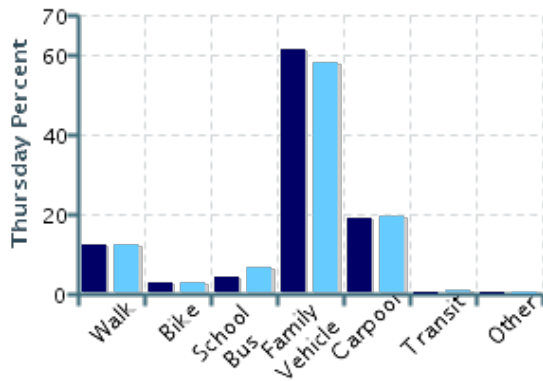
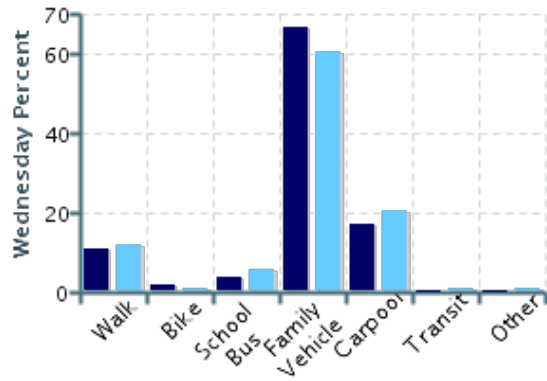
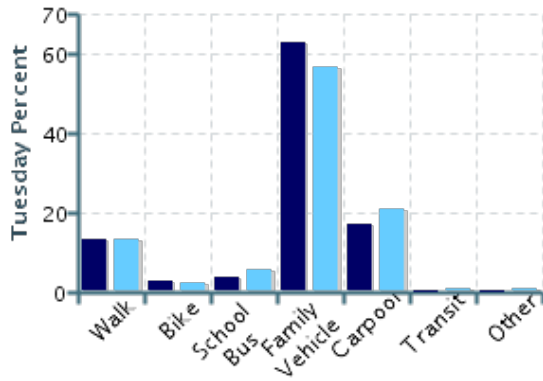
Morning and Afternoon Travel Mode Comparison

	Number of Trips	Walk	Bike	School Bus	Family Vehicle	Carpool	Transit	Other
Morning	906	12%	3%	4%	64%	18%	0%	0%
Afternoon	870	13%	2%	6%	58%	20%	0.3%	0.3%

Percentages may not total 100% due to rounding.

Morning and Afternoon Travel Mode Comparison by Day

■ Morning ■ Afternoon

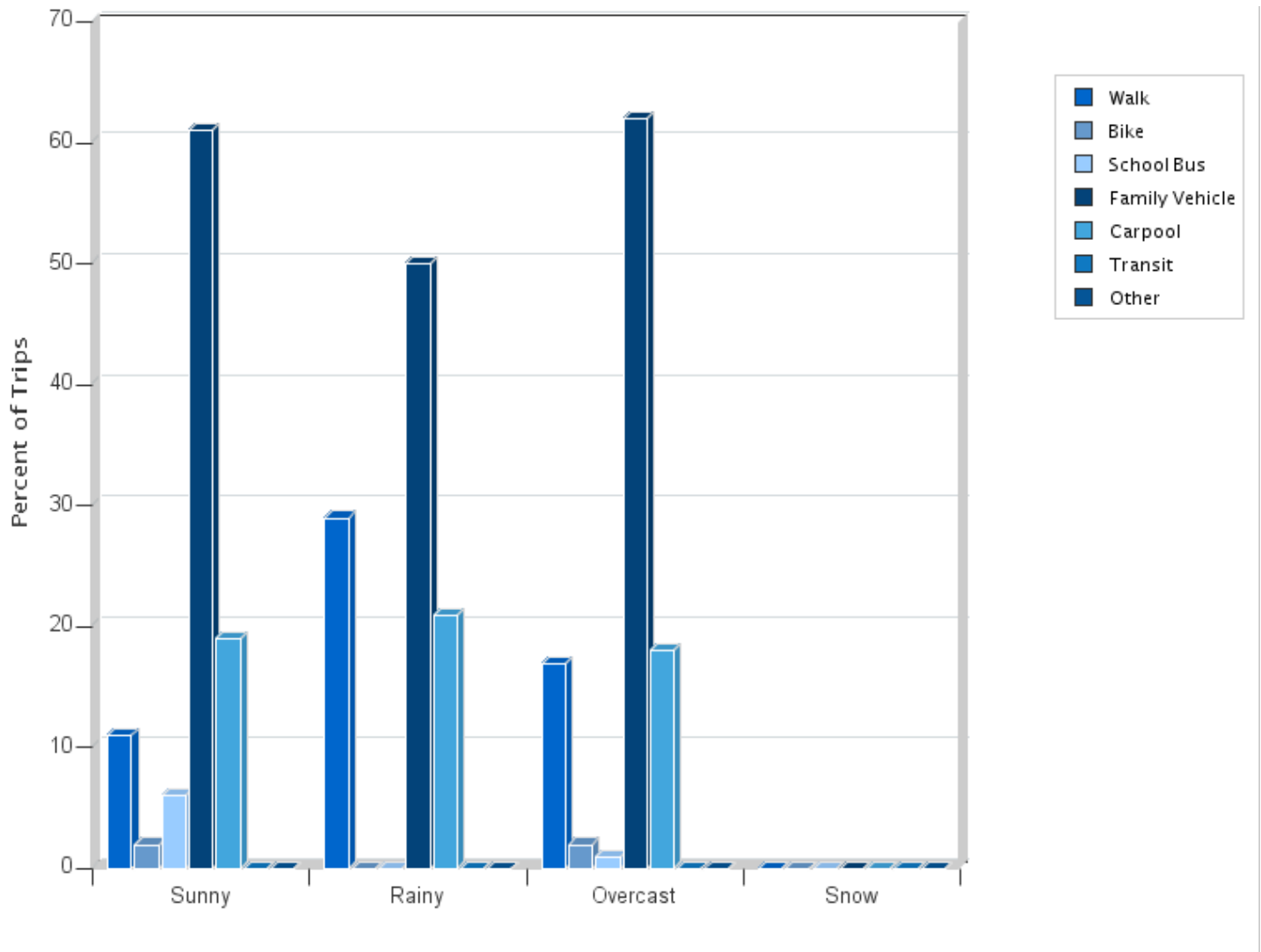


Morning and Afternoon Travel Mode Comparison by Day

	Number of Trips	Walk	Bike	School Bus	Family Vehicle	Carpool	Transit	Other
Tuesday AM	311	13%	3%	4%	63%	17%	0%	0%
Tuesday PM	306	13%	3%	6%	57%	21%	0.3%	0.7%
Wednesday AM	306	11%	2%	4%	67%	17%	0%	0%
Wednesday PM	300	12%	1%	6%	60%	20%	0.3%	0.3%
Thursday AM	289	12%	3%	4%	62%	19%	0%	0%
Thursday PM	264	13%	3%	7%	58%	20%	0.4%	0%

Percentages may not total 100% due to rounding.

Travel Mode by Weather Conditions



Travel Mode by Weather Condition

Weather Condition	Number of Trips	Walk	Bike	School Bus	Family Vehicle	Carpool	Transit	Other
Sunny	1338	11%	2%	6%	61%	19%	0.2%	0.2%
Rainy	14	29%	0%	0%	50%	21%	0%	0%
Overcast	359	17%	2%	1%	62%	18%	0%	0%
Snow	0	0%	0%	0%	0%	0%	0%	0%

Percentages may not total 100% due to rounding.