

Student Travel Tally Report: One School in One Data Collection Period

School Name: Old Mill School

Set ID: 25161

School Group: Marin Safe Routes to Schools

Month and Year Collected: May 2018

School Enrollment: 320

Date Report Generated: 06/13/2018

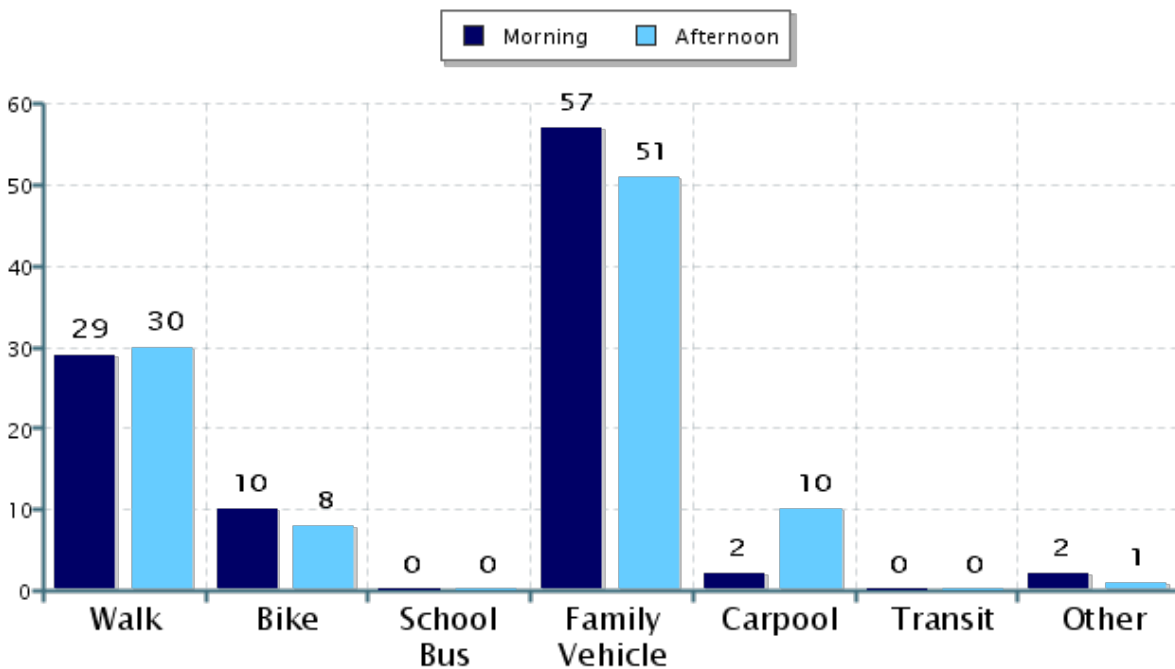
% of Students reached by SRTS activities: Don't Know

Tags:

**Number of Classrooms
Included in Report:** 22

This report contains information from your school's classrooms about students' trip to and from school. The data used in this report were collected using the in-class Student Travel Tally questionnaire from the National Center for Safe Routes to School.

Morning and Afternoon Travel Mode Comparison



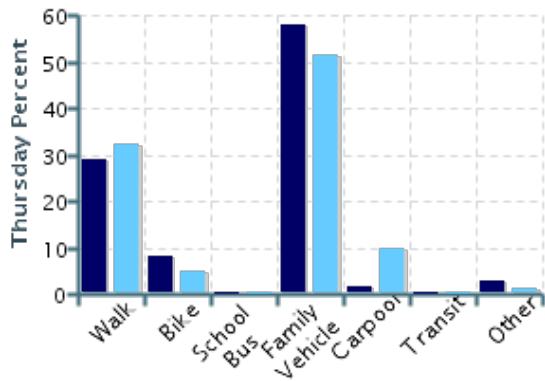
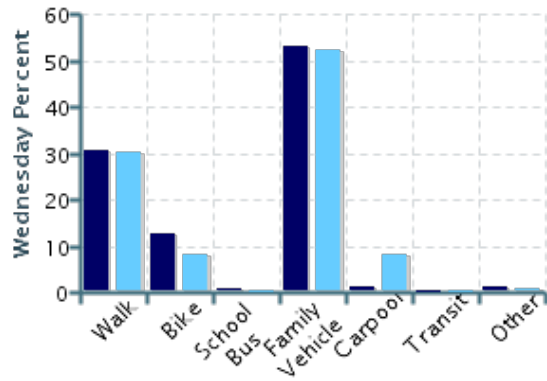
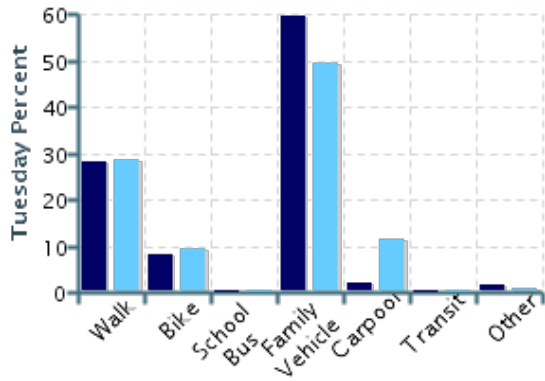
Morning and Afternoon Travel Mode Comparison

| | Number of Trips | Walk | Bike | School Bus | Family Vehicle | Carpool | Transit | Other |
|-----------|-----------------|------|------|------------|----------------|---------|---------|-------|
| Morning | 628 | 29% | 10% | 0.2% | 57% | 2% | 0% | 2% |
| Afternoon | 526 | 30% | 8% | 0% | 51% | 10% | 0% | 1.0% |

Percentages may not total 100% due to rounding.

Morning and Afternoon Travel Mode Comparison by Day

■ Morning ■ Afternoon

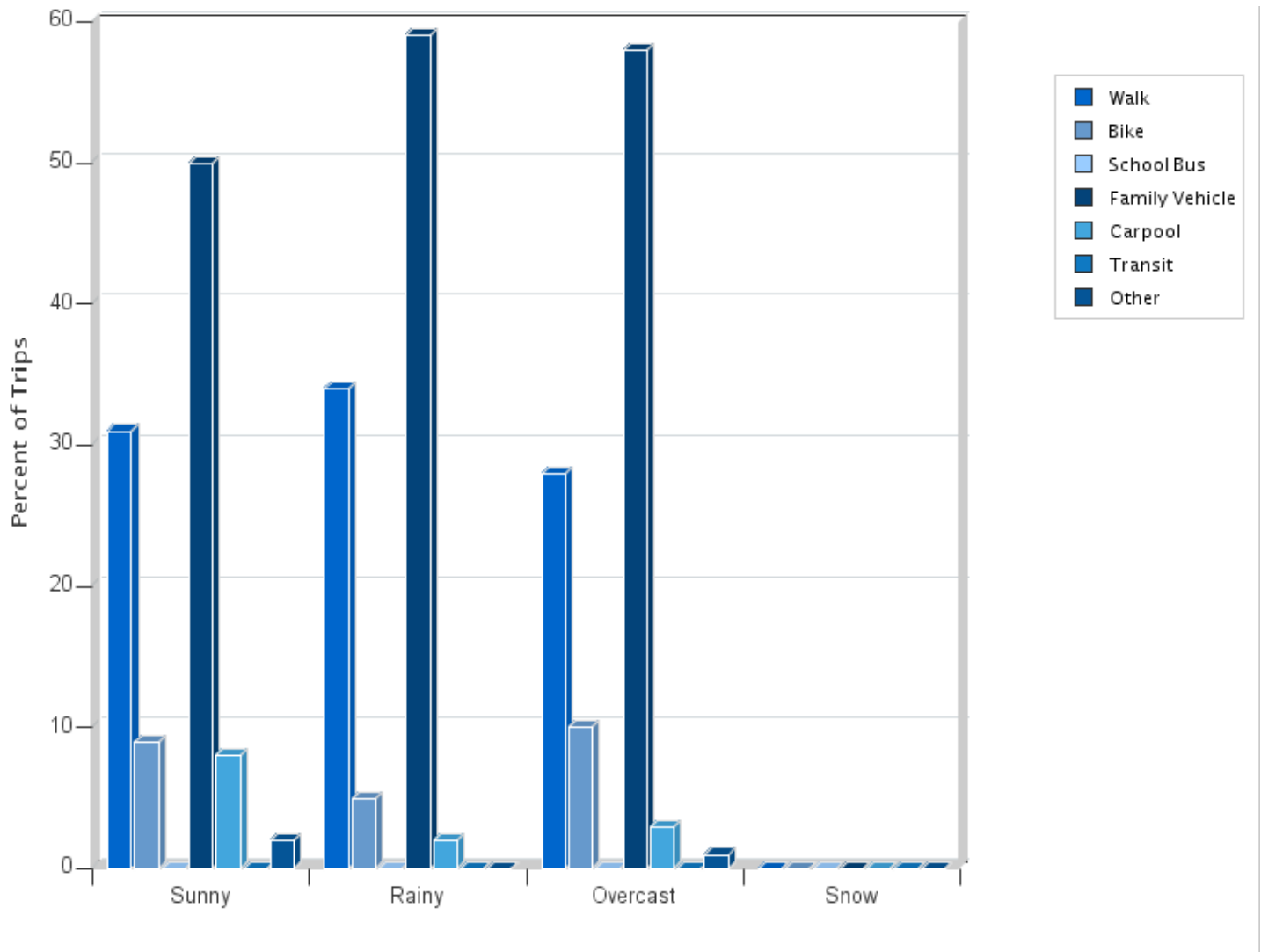


Morning and Afternoon Travel Mode Comparison by Day

| | Number of Trips | Walk | Bike | School Bus | Family Vehicle | Carpool | Transit | Other |
|--------------|-----------------|------|------|------------|----------------|---------|---------|-------|
| Tuesday AM | 241 | 28% | 8% | 0% | 60% | 2% | 0% | 2% |
| Tuesday PM | 216 | 29% | 9% | 0% | 50% | 12% | 0% | 0.9% |
| Wednesday AM | 218 | 31% | 13% | 0.5% | 53% | 1% | 0% | 1% |
| Wednesday PM | 168 | 30% | 8% | 0% | 52% | 8% | 0% | 0.6% |
| Thursday AM | 169 | 29% | 8% | 0% | 58% | 2% | 0% | 3% |
| Thursday PM | 142 | 32% | 5% | 0% | 51% | 10% | 0% | 1% |

Percentages may not total 100% due to rounding.

Travel Mode by Weather Conditions



Travel Mode by Weather Condition

| Weather Condition | Number of Trips | Walk | Bike | School Bus | Family Vehicle | Carpool | Transit | Other |
|-------------------|-----------------|------|------|------------|----------------|---------|---------|-------|
| Sunny | 573 | 31% | 9% | 0.2% | 50% | 8% | 0% | 2% |
| Rainy | 44 | 34% | 5% | 0% | 59% | 2% | 0% | 0% |
| Overcast | 537 | 28% | 10% | 0% | 58% | 3% | 0% | 1% |
| Snow | 0 | 0% | 0% | 0% | 0% | 0% | 0% | 0% |

Percentages may not total 100% due to rounding.