

Student Travel Tally Report: One School in One Data Collection Period

School Name: Old Mill School

Set ID: 23158

School Group: Marin Safe Routes to Schools

Month and Year Collected: May 2017

School Enrollment: 320

Date Report Generated: 06/28/2017

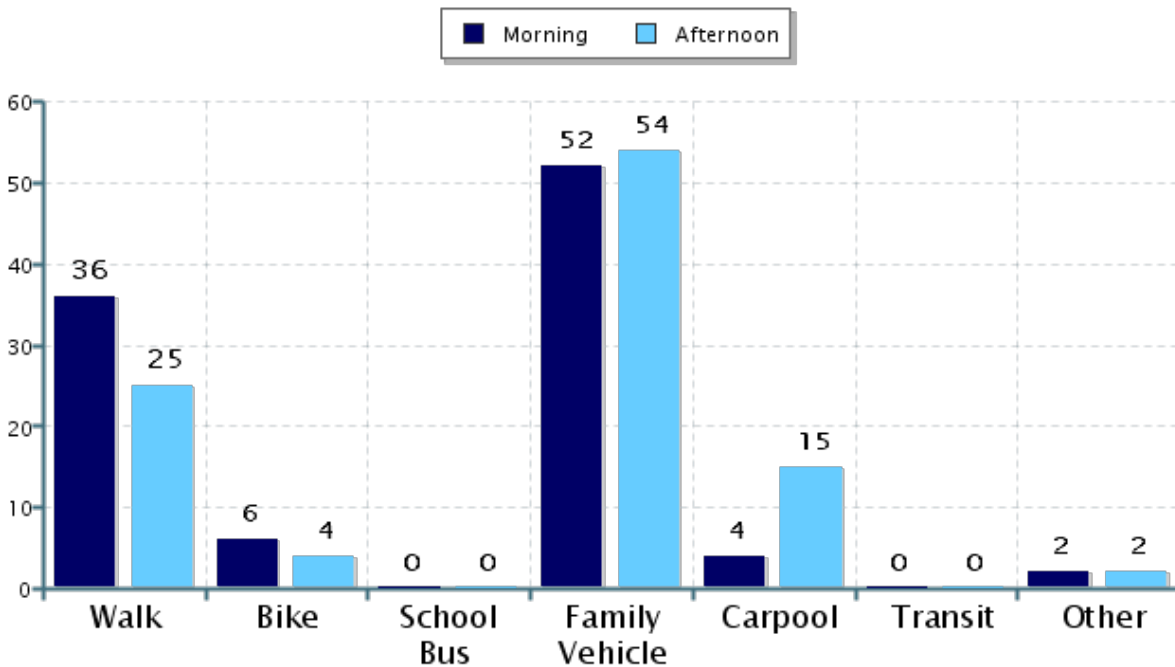
% of Students reached by SRTS activities: Don't Know

Tags:

**Number of Classrooms
Included in Report:** 22

This report contains information from your school's classrooms about students' trip to and from school. The data used in this report were collected using the in-class Student Travel Tally questionnaire from the National Center for Safe Routes to School.

Morning and Afternoon Travel Mode Comparison



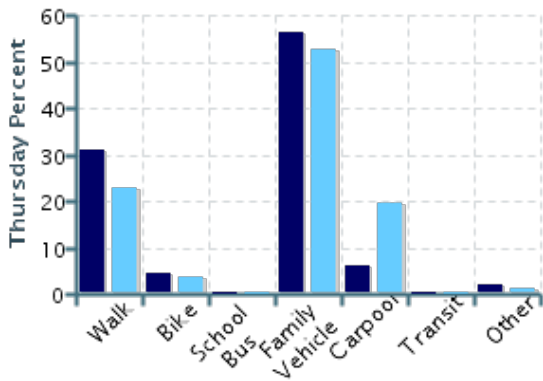
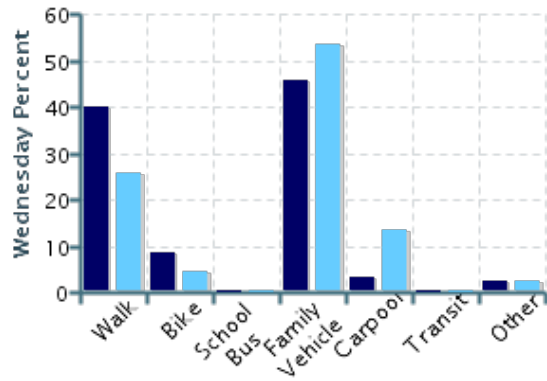
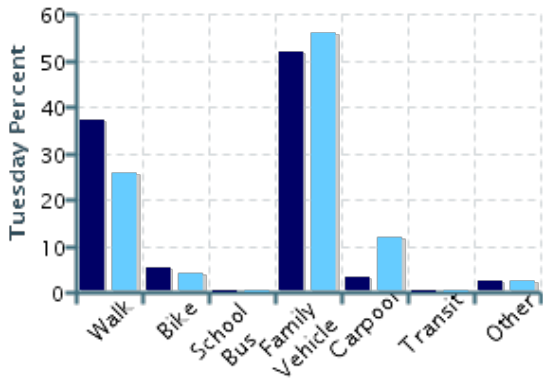
Morning and Afternoon Travel Mode Comparison

	Number of Trips	Walk	Bike	School Bus	Family Vehicle	Carpool	Transit	Other
Morning	765	36%	6%	0%	52%	4%	0%	2%
Afternoon	689	25%	4%	0%	54%	15%	0%	2%

Percentages may not total 100% due to rounding.

Morning and Afternoon Travel Mode Comparison by Day

■ Morning ■ Afternoon

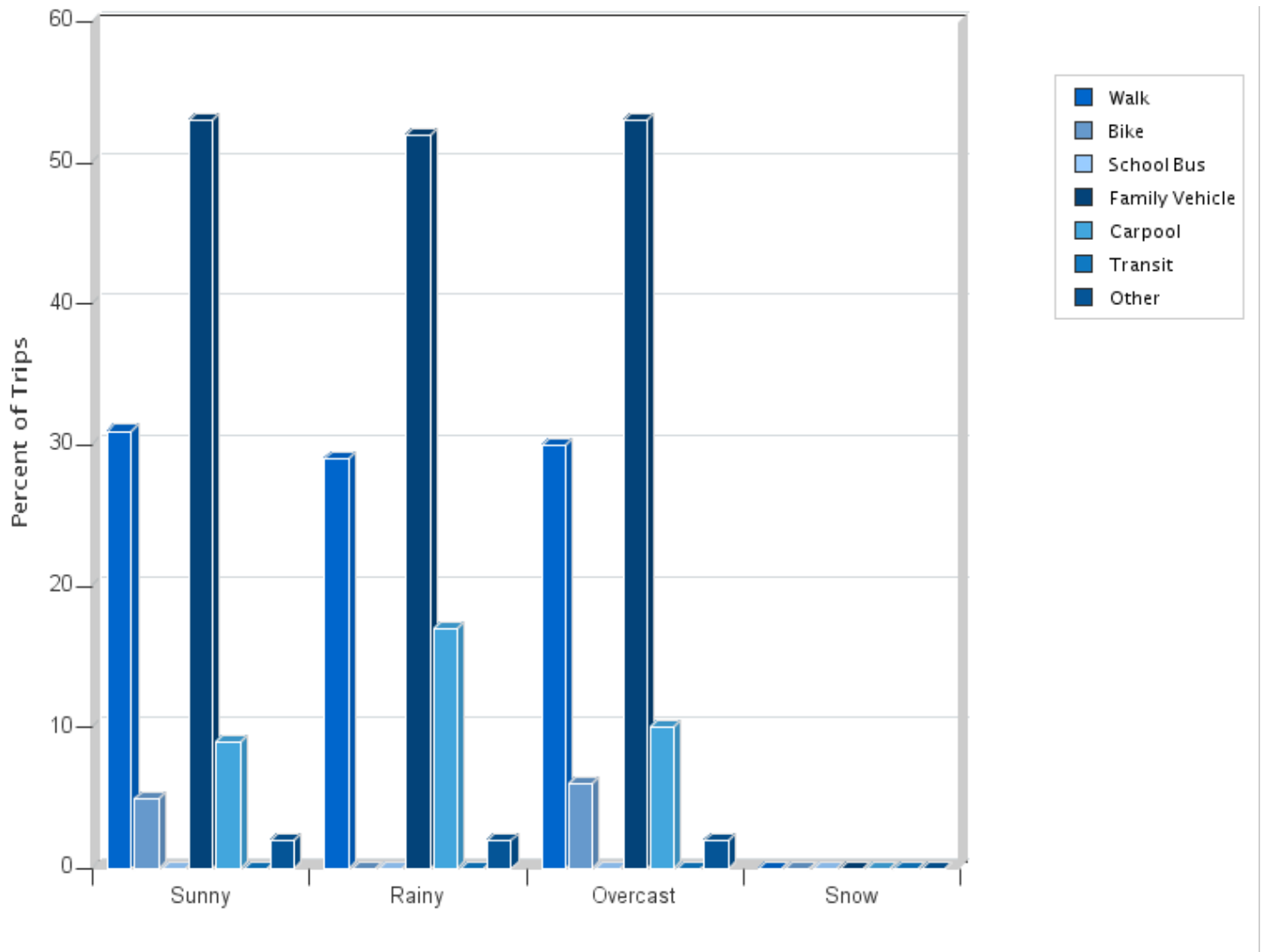


Morning and Afternoon Travel Mode Comparison by Day

	Number of Trips	Walk	Bike	School Bus	Family Vehicle	Carpool	Transit	Other
Tuesday AM	294	37%	5%	0%	52%	3%	0%	2%
Tuesday PM	266	26%	4%	0%	56%	12%	0%	2%
Wednesday AM	212	40%	8%	0%	46%	3%	0%	2%
Wednesday PM	193	26%	5%	0%	53%	13%	0%	3%
Thursday AM	259	31%	5%	0%	56%	6%	0%	2%
Thursday PM	230	23%	3%	0%	53%	20%	0%	1%

Percentages may not total 100% due to rounding.

Travel Mode by Weather Conditions



Travel Mode by Weather Condition

Weather Condition	Number of Trips	Walk	Bike	School Bus	Family Vehicle	Carpool	Transit	Other
Sunny	1140	31%	5%	0%	53%	9%	0%	2%
Rainy	42	29%	0%	0%	52%	17%	0%	2%
Overcast	272	30%	6%	0%	53%	10%	0%	2%
Snow	0	0%	0%	0%	0%	0%	0%	0%

Percentages may not total 100% due to rounding.