

# Student Travel Tally Report: One School in One Data Collection Period

**School Name:** Old Mill School

**Set ID:** 23957

**School Group:** Marin Safe Routes to Schools

**Month and Year Collected:** September 2017

**School Enrollment:** 329

**Date Report Generated:** 02/05/2018

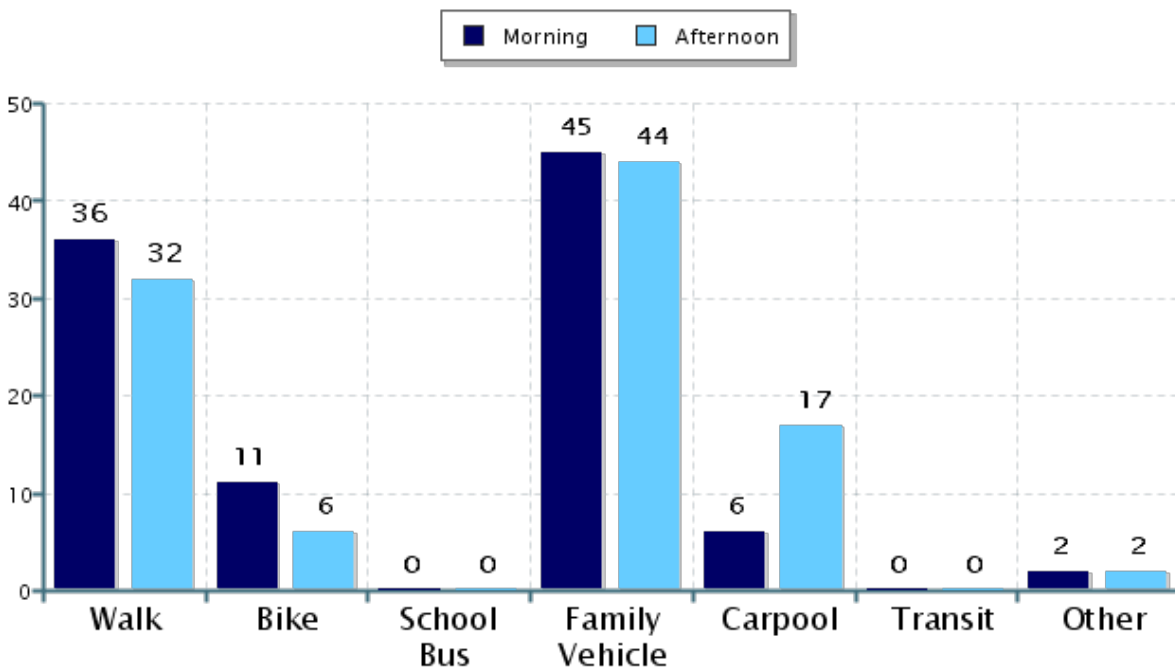
**% of Students reached by SRTS activities:** Don't Know

**Tags:**

**Number of Classrooms  
Included in Report:** 12

This report contains information from your school's classrooms about students' trip to and from school. The data used in this report were collected using the in-class Student Travel Tally questionnaire from the National Center for Safe Routes to School.

## Morning and Afternoon Travel Mode Comparison



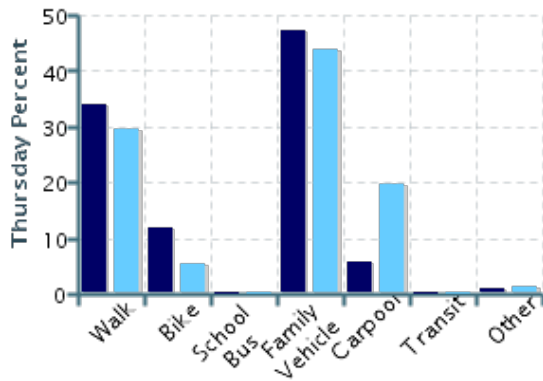
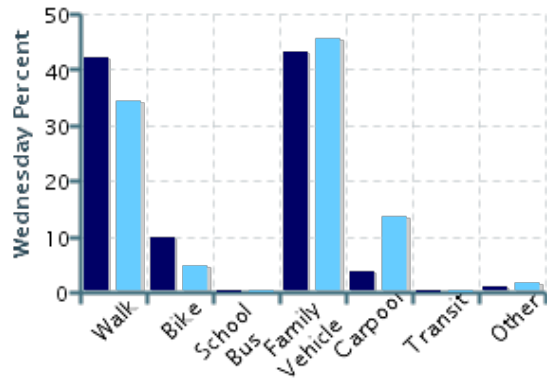
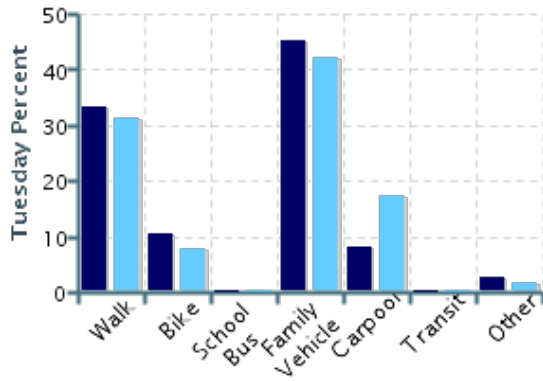
## Morning and Afternoon Travel Mode Comparison

|           | Number of Trips | Walk | Bike | School Bus | Family Vehicle | Carpool | Transit | Other |
|-----------|-----------------|------|------|------------|----------------|---------|---------|-------|
| Morning   | 596             | 36%  | 11%  | 0%         | 45%            | 6%      | 0%      | 2%    |
| Afternoon | 512             | 32%  | 6%   | 0%         | 44%            | 17%     | 0%      | 2%    |

Percentages may not total 100% due to rounding.

## Morning and Afternoon Travel Mode Comparison by Day

■ Morning ■ Afternoon

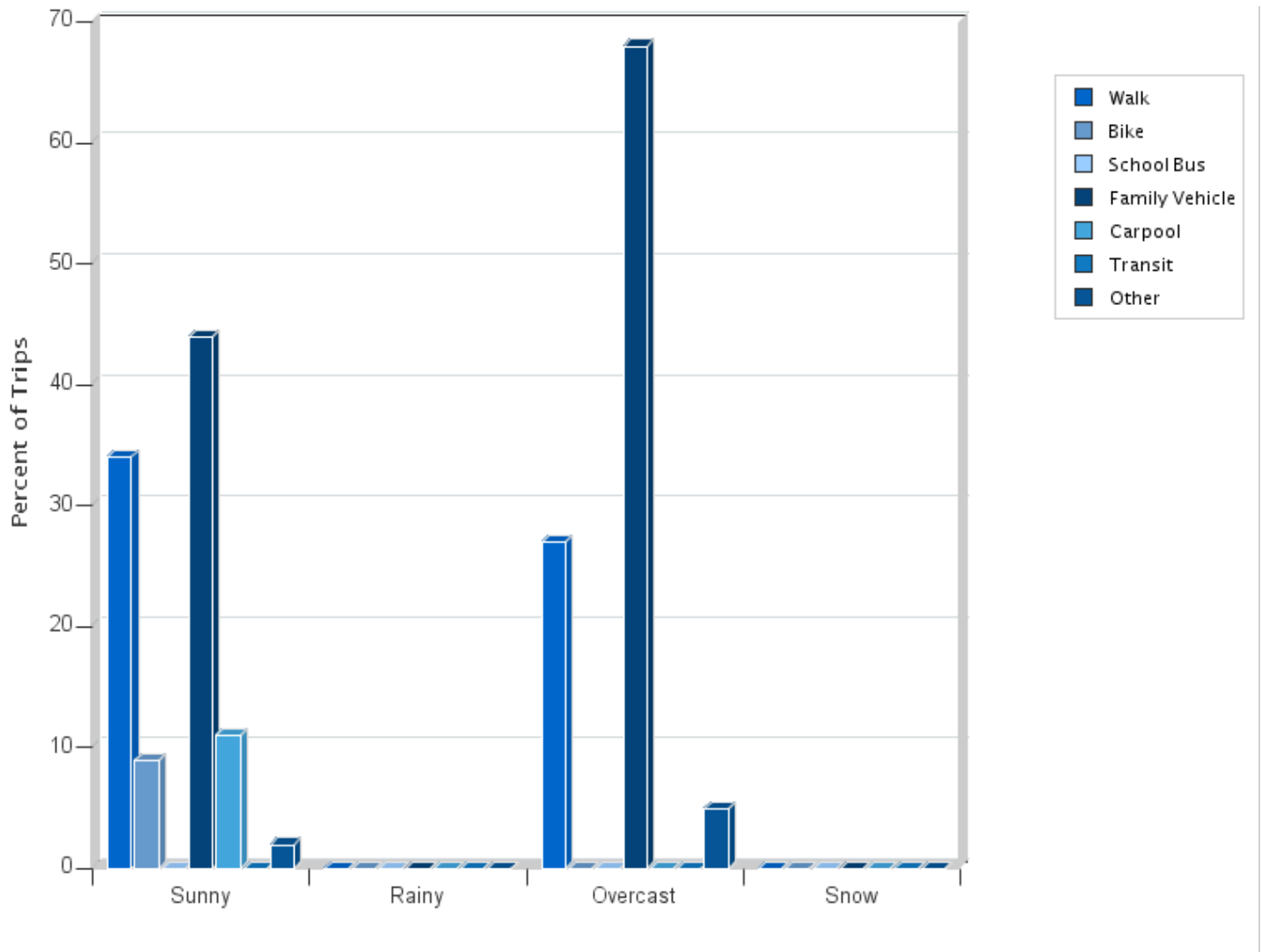


## Morning and Afternoon Travel Mode Comparison by Day

|              | Number of Trips | Walk | Bike | School Bus | Family Vehicle | Carpool | Transit | Other |
|--------------|-----------------|------|------|------------|----------------|---------|---------|-------|
| Tuesday AM   | 228             | 33%  | 11%  | 0%         | 45%            | 8%      | 0%      | 3%    |
| Tuesday PM   | 195             | 31%  | 8%   | 0%         | 42%            | 17%     | 0%      | 2%    |
| Wednesday AM | 192             | 42%  | 10%  | 0%         | 43%            | 4%      | 0%      | 1%    |
| Wednesday PM | 169             | 34%  | 5%   | 0%         | 46%            | 14%     | 0%      | 2%    |
| Thursday AM  | 176             | 34%  | 12%  | 0%         | 47%            | 6%      | 0%      | 1%    |
| Thursday PM  | 148             | 30%  | 5%   | 0%         | 44%            | 20%     | 0%      | 1%    |

Percentages may not total 100% due to rounding.

### Travel Mode by Weather Conditions



### Travel Mode by Weather Condition

| Weather Condition | Number of Trips | Walk | Bike | School Bus | Family Vehicle | Carpool | Transit | Other |
|-------------------|-----------------|------|------|------------|----------------|---------|---------|-------|
| Sunny             | 1086            | 34%  | 9%   | 0%         | 44%            | 11%     | 0%      | 2%    |
| Rainy             | 0               | 0%   | 0%   | 0%         | 0%             | 0%      | 0%      | 0%    |
| Overcast          | 22              | 27%  | 0%   | 0%         | 68%            | 0%      | 0%      | 5%    |
| Snow              | 0               | 0%   | 0%   | 0%         | 0%             | 0%      | 0%      | 0%    |

Percentages may not total 100% due to rounding.