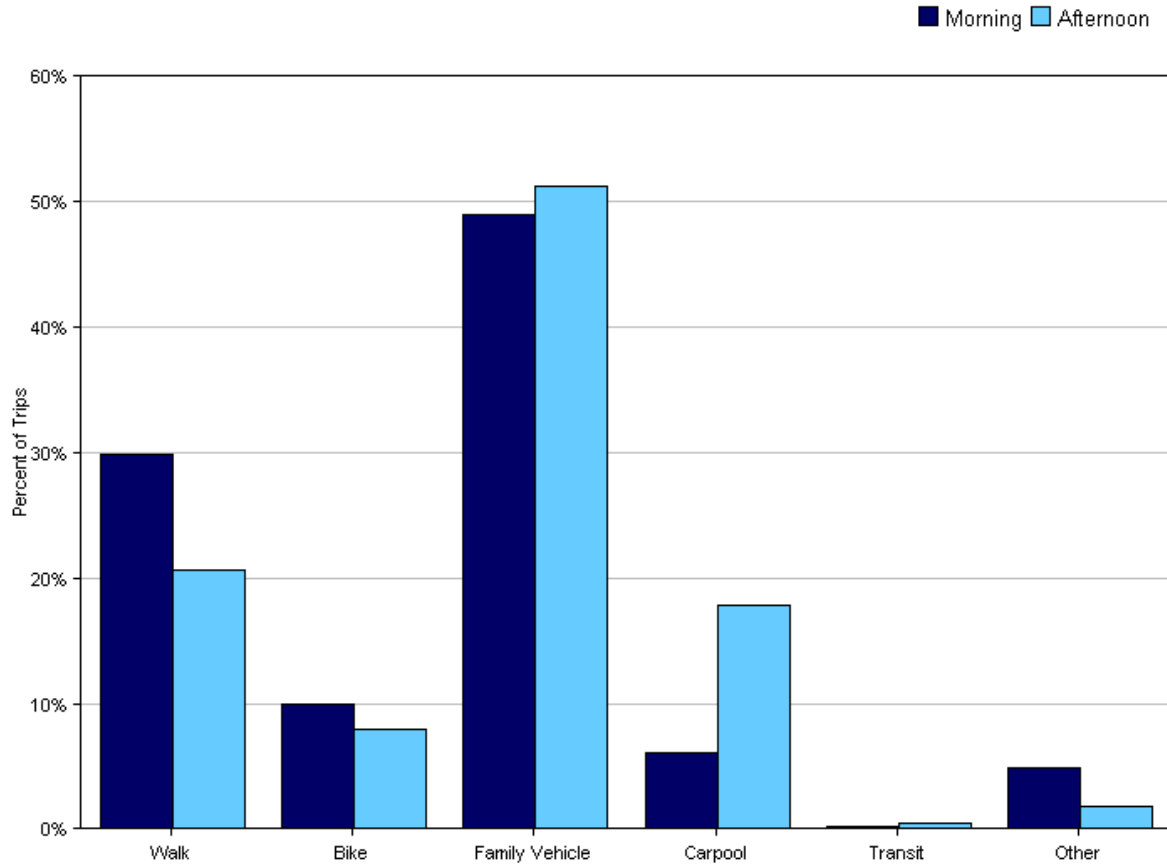


Tally Report

Program Name:	Safe Routes to School	Month and Year Collected:	September 2010
School Name:	Old Mill School	Set ID:	5094
School Enrollment:	318	Date Report Generated:	12/09/2010
Enrollment within Grades Targeted by SRTS Program:	318	Number of Classrooms Included in Report:	8
Number of Classrooms in School:	14		

Morning and Afternoon Travel Mode Comparison

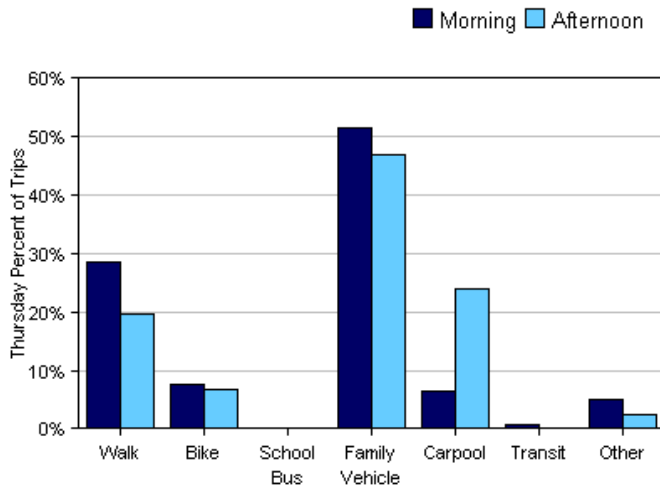
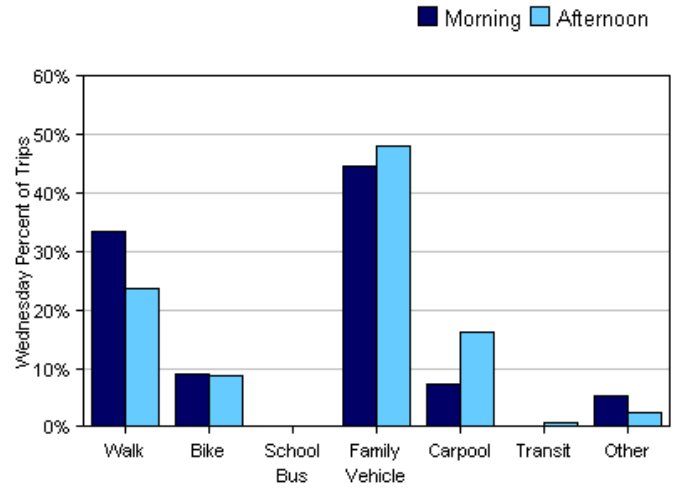
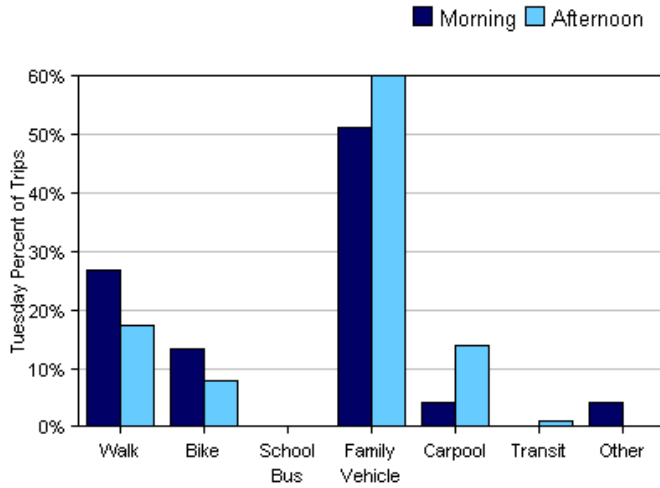


Morning and Afternoon Travel Mode Comparison

	Number of Trips	Walk	Bike	School Bus	Family Vehicle	Carpool	Transit	Other
Morning	509	30%	10%	0%	49%	6%	0.2%	5%
Afternoon	392	21%	8%	0%	51%	18%	0.5%	2%

Percentages may not total 100% due to rounding.

Morning and Afternoon Travel Mode Comparison by Day

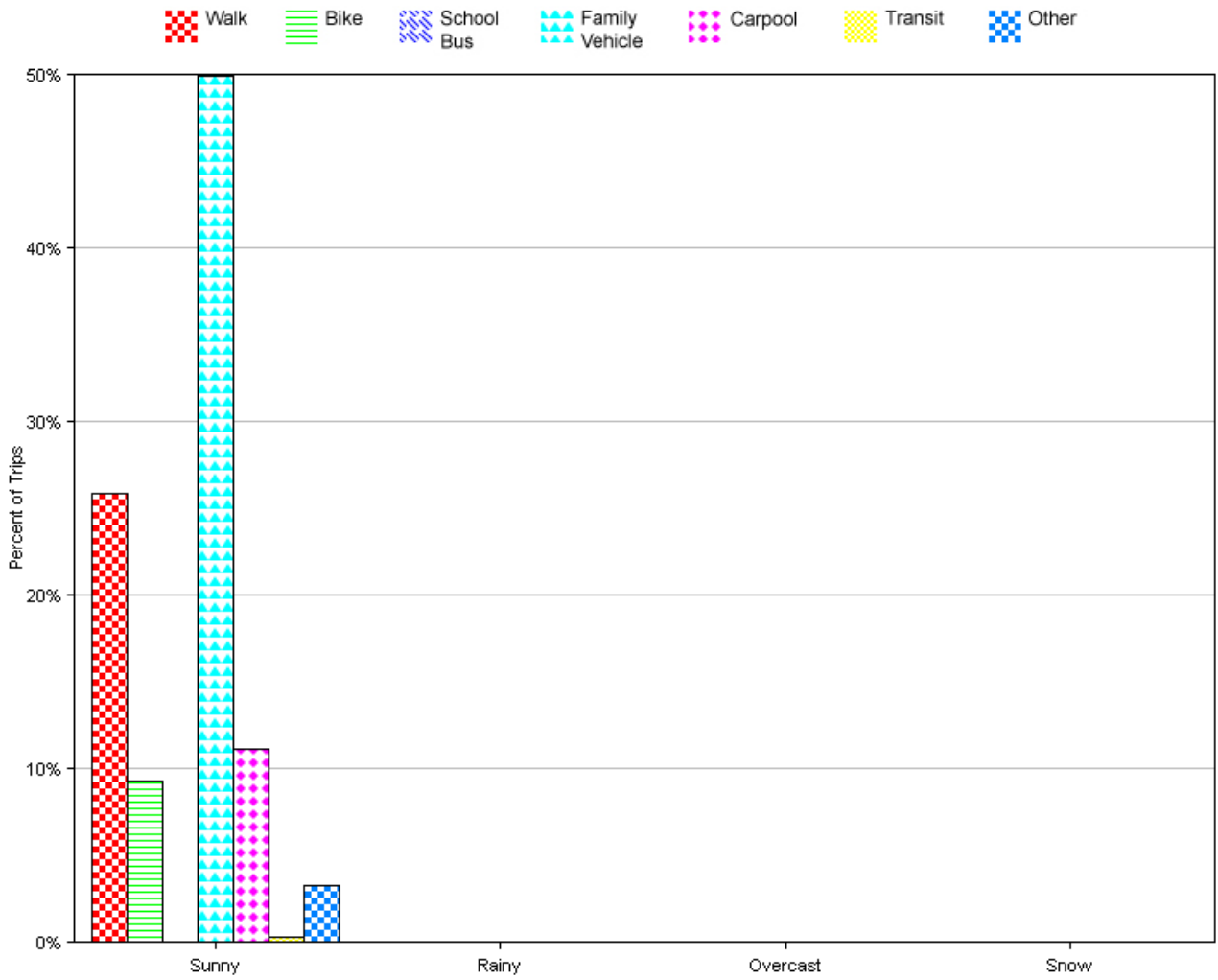


Morning and Afternoon Travel Mode Comparison by Day

	Number of Trips	Walk	Bike	School Bus	Family Vehicle	Carpool	Transit	Other
Tuesday AM	164	27%	13%	0%	51%	4%	0%	4%
Tuesday PM	115	17%	8%	0%	60%	14%	0.9%	0%
Wednesday AM	188	34%	9%	0%	45%	7%	0%	5%
Wednesday PM	160	24%	9%	0%	48%	16%	0.6%	3%
Thursday AM	157	29%	8%	0%	52%	6%	0.6%	5%
Thursday PM	117	20%	7%	0%	47%	24%	0%	3%

Percentages may not total 100% due to rounding.

Travel Mode by Weather Conditions



Travel Mode by Weather Condition

Weather Condition	Number of Trips	Walk	Bike	School Bus	Family Vehicle	Carpool	Transit	Other
Sunny	857	26%	9%	0%	50%	11%	0.4%	3%
Rainy	0	0%	0%	0%	0%	0%	0%	0%
Overcast	0	0%	0%	0%	0%	0%	0%	0%
Snow	0	0%	0%	0%	0%	0%	0%	0%

Percentages may not total 100% due to rounding.